

THE NCS™

THE NATIONAL COMMUNITY SURVEY™

Dover, NH

The National Community Survey™

2025 Results






Civic Communication & Analytics Platform

Smarter, better-connected communities. A civic surveying, policy polling, and constituent communication tech platform.

Visit us online at
polco.us



Advanced Survey Science & Performance Analytics

Data insights to help communities move forward.
The premiere provider of professional civic surveys and performance benchmarking analyses.

Partners with:




Resident Surveys in Local Governance



**Monitor trends
in resident
opinion**



**Measure
government
performance**



**Inform budget,
land use,
strategic
planning
decisions**



**Benchmark
against other
communities**

The NCS™ Facets of Community Livability



THE NCS™

THE NATIONAL COMMUNITY SURVEY™

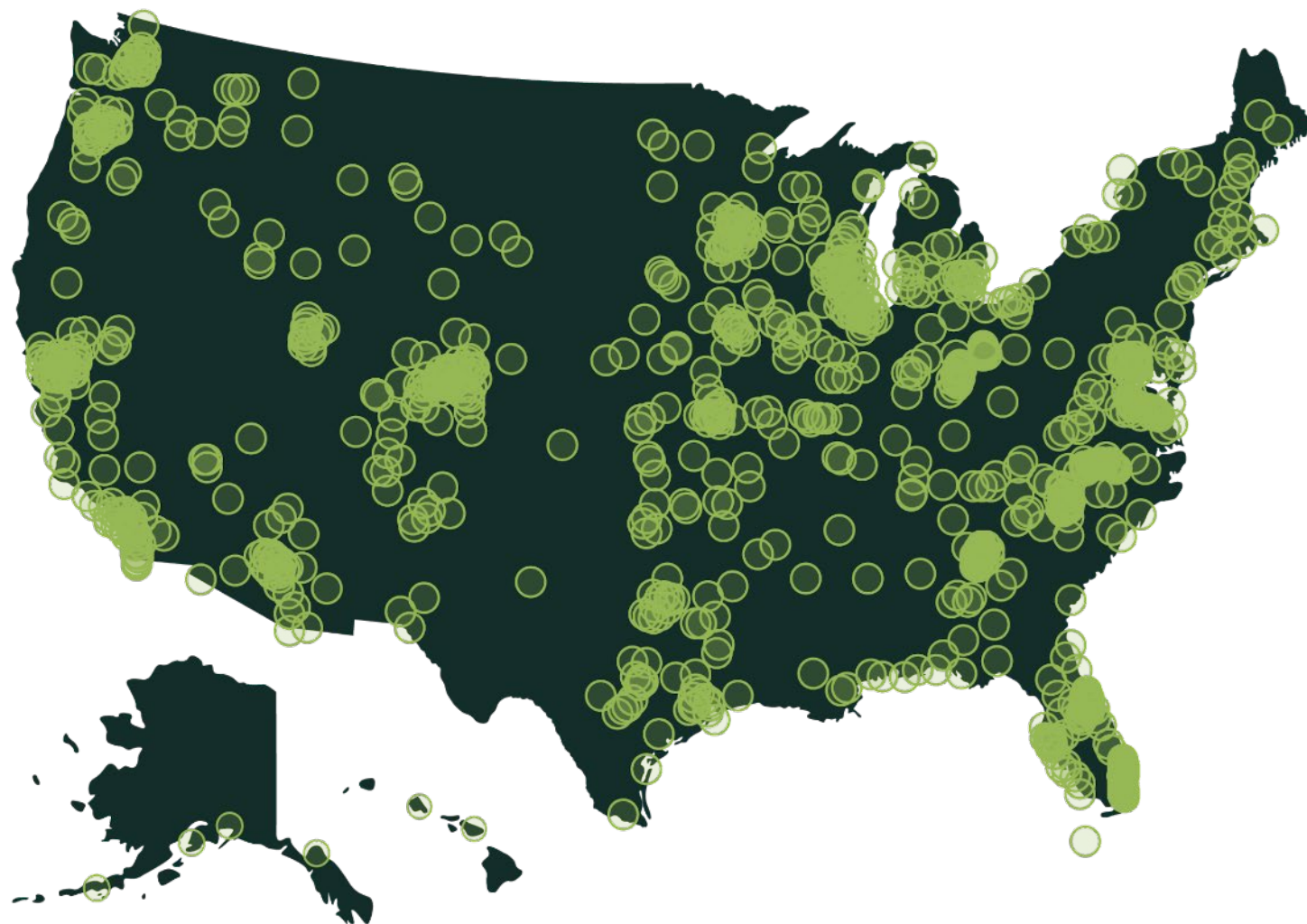
The National Community Survey™ in Dover



The NCS™ for Dover, NH

- 10th time conducting The NCS (2004, 2009, 2011, 2013, 2015, 2017, 2019, 2021, 2023)
- Survey conducted from May 19 – July 6, 2025
- Mailing approach employed:
 - Probability-based sample of 3,000 randomly selected households
 - 467 total responses received
 - 16% overall response rate
 - Non-probability, open-participation survey: 346 responses
- Results statistically weighted to reflect Dover overall
- 95% confidence interval with a +/- 4.5 % margin of error

Polco's Benchmarking Database



More than
500
comparison
communities
across the
nation.

Representing
the opinions
of more than
50 million
residents.



Overview of Survey Results

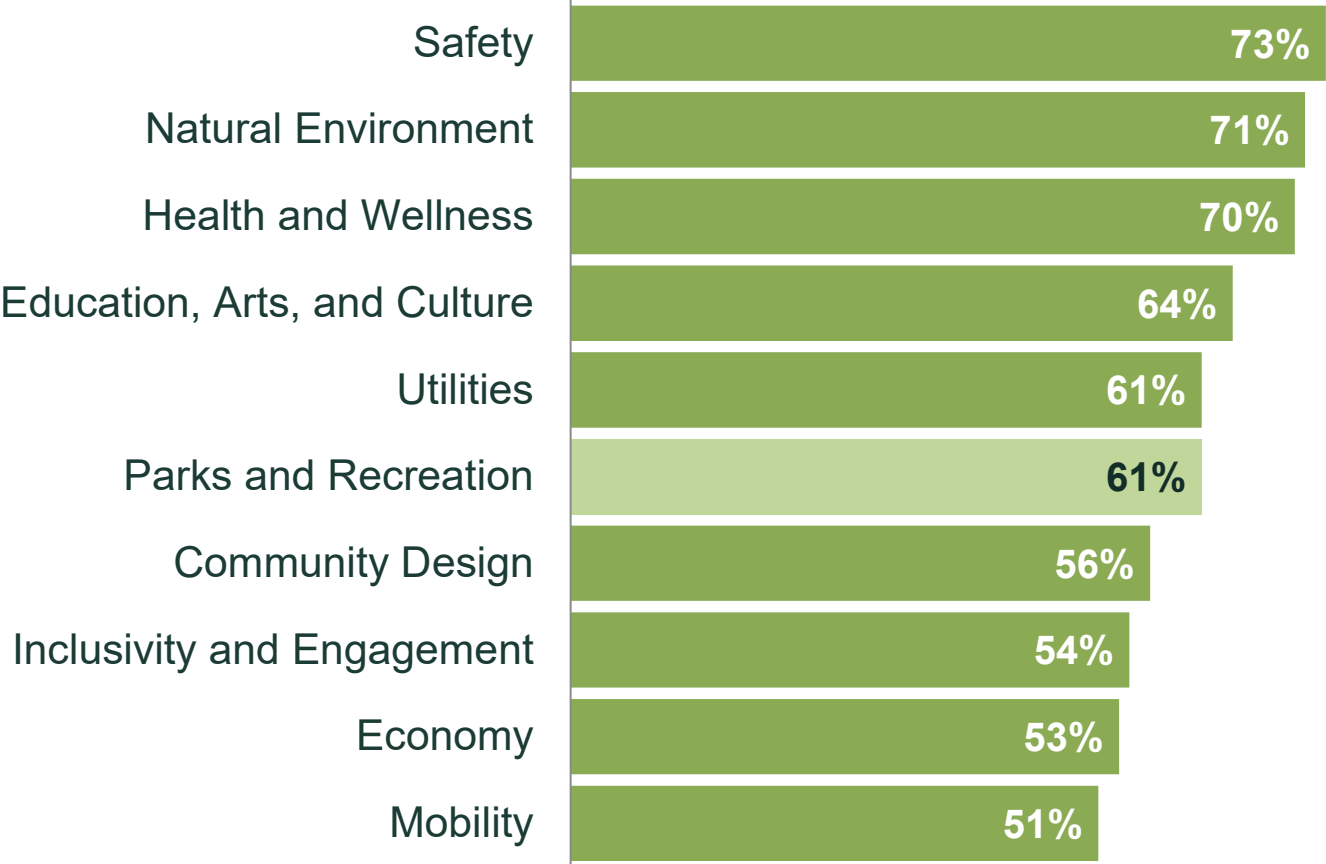


Facets of Community Livability: Quality



National
Benchmark
Comparisons:

- Similar
- Lower



Percent excellent or good

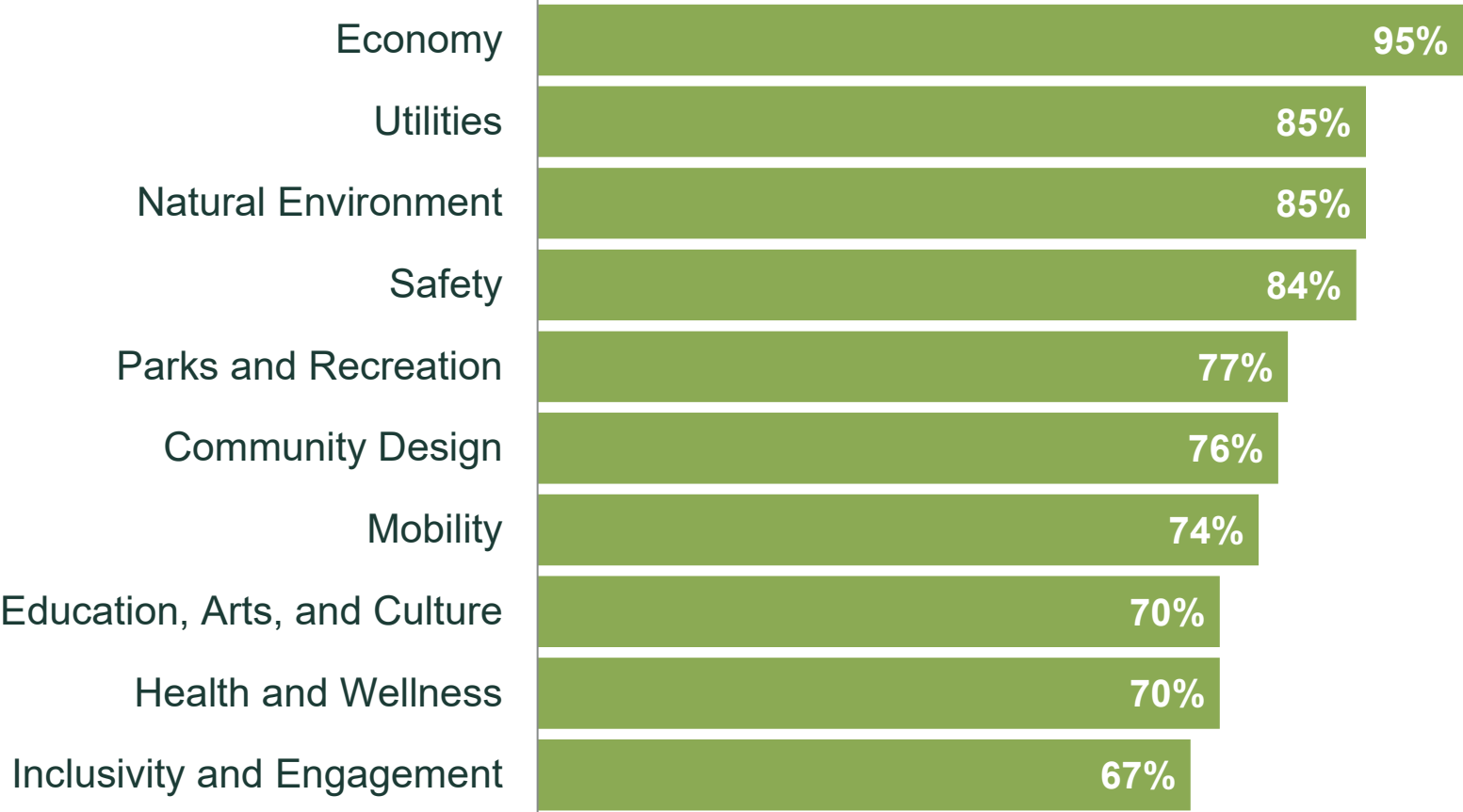


Facets of Community Livability: Importance



National
Benchmark
Comparisons:

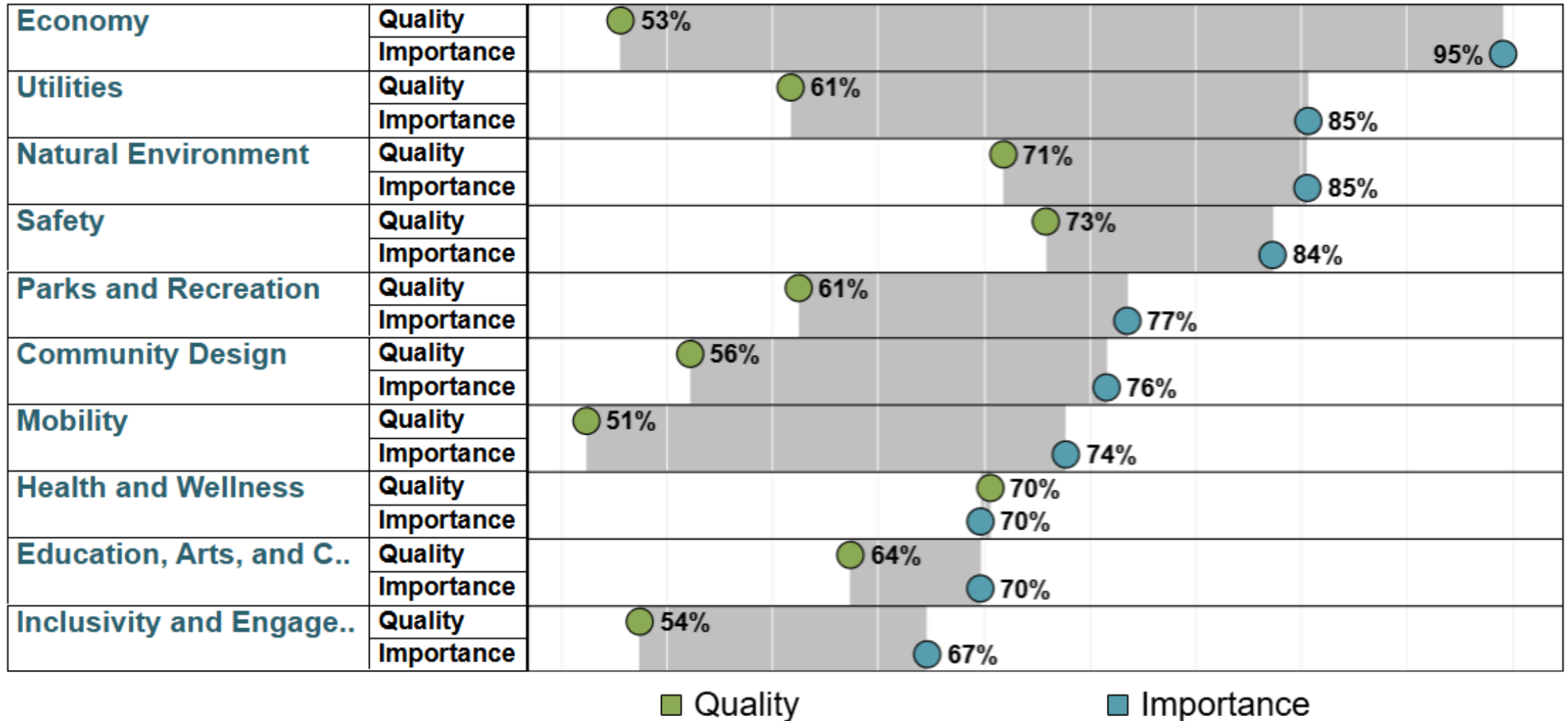
■ Similar



Percent essential or very important



Balancing Quality and Importance





Comparisons to National Benchmarks



116 received **similar** ratings

7 received **lower** ratings





Comparisons to Previous Survey (2023)



3 received **higher** ratings


102 received **similar** ratings

18 received **lower** ratings





Key Findings





Most residents
experience a
high quality of
life in Dover.

1



Overall Community Quality



About
8 in 10

residents gave **excellent** or **good** ratings to:

- Dover as a place to live
- The overall quality of life in Dover

8 in 10 residents

- Plan to remain in Dover for the next five years
- Would recommend living in Dover to someone who asked



Dover residents
continue to feel
safe in their
community.

2



Safety in Dover



Please rate how safe or unsafe you feel:

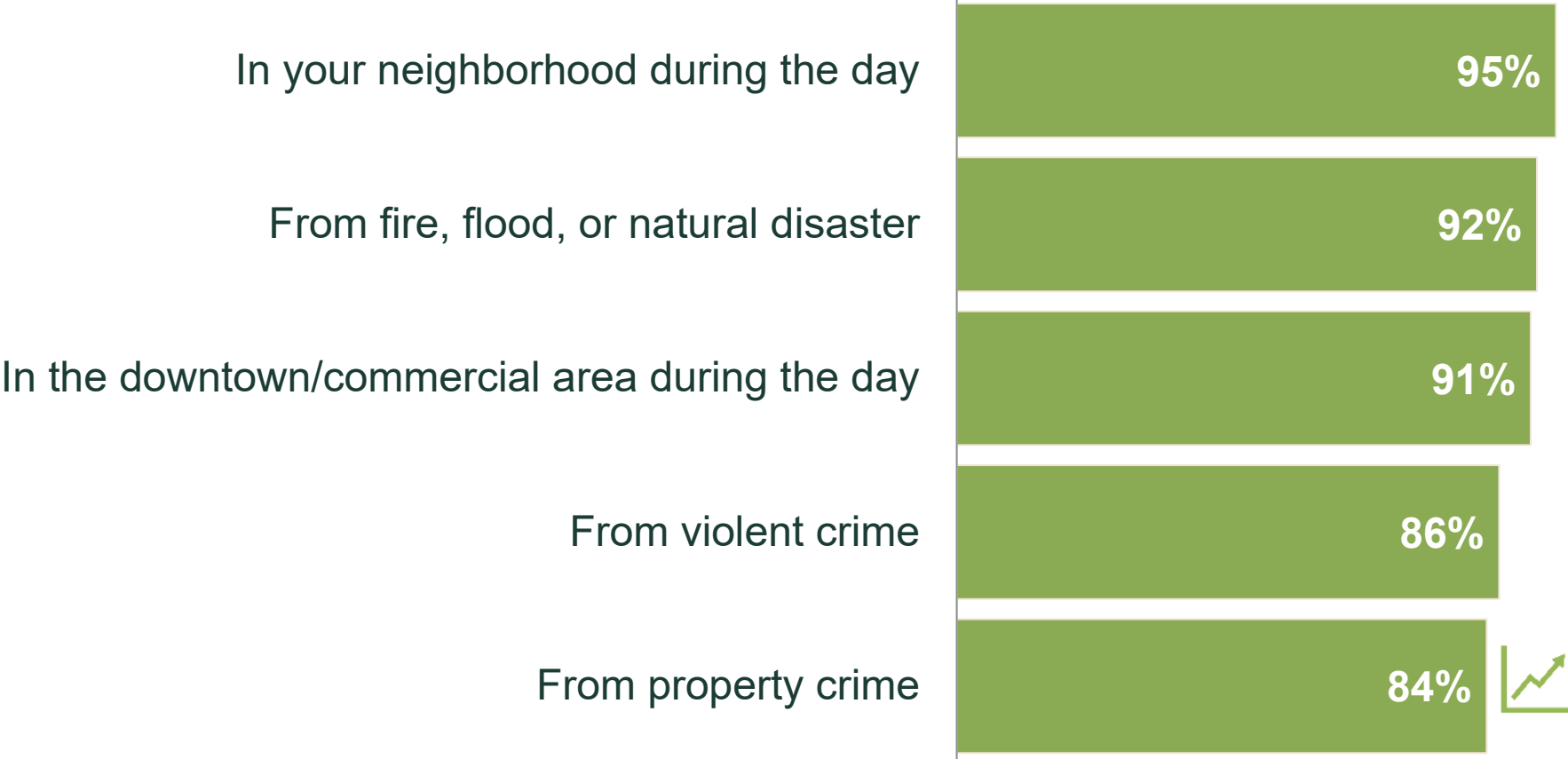
National Benchmark Comparison

■ Similar

2025 vs 2023:



Increasing/Decreasing



Percent very or somewhat safe

Safety Services in Dover



National Benchmark Comparison

● Similar

2025 vs 2023:



Increasing/Decreasing



92%

Fire services



91%

Ambulance/
Emergency
medical
services



80%

Animal
Control



78%


Fire
prevention/
education

Percent excellent or good



**Affordability
challenges persist in
Dover's local
economy.**

3



The Economy in Dover



Please rate each of the following in the Dover community:

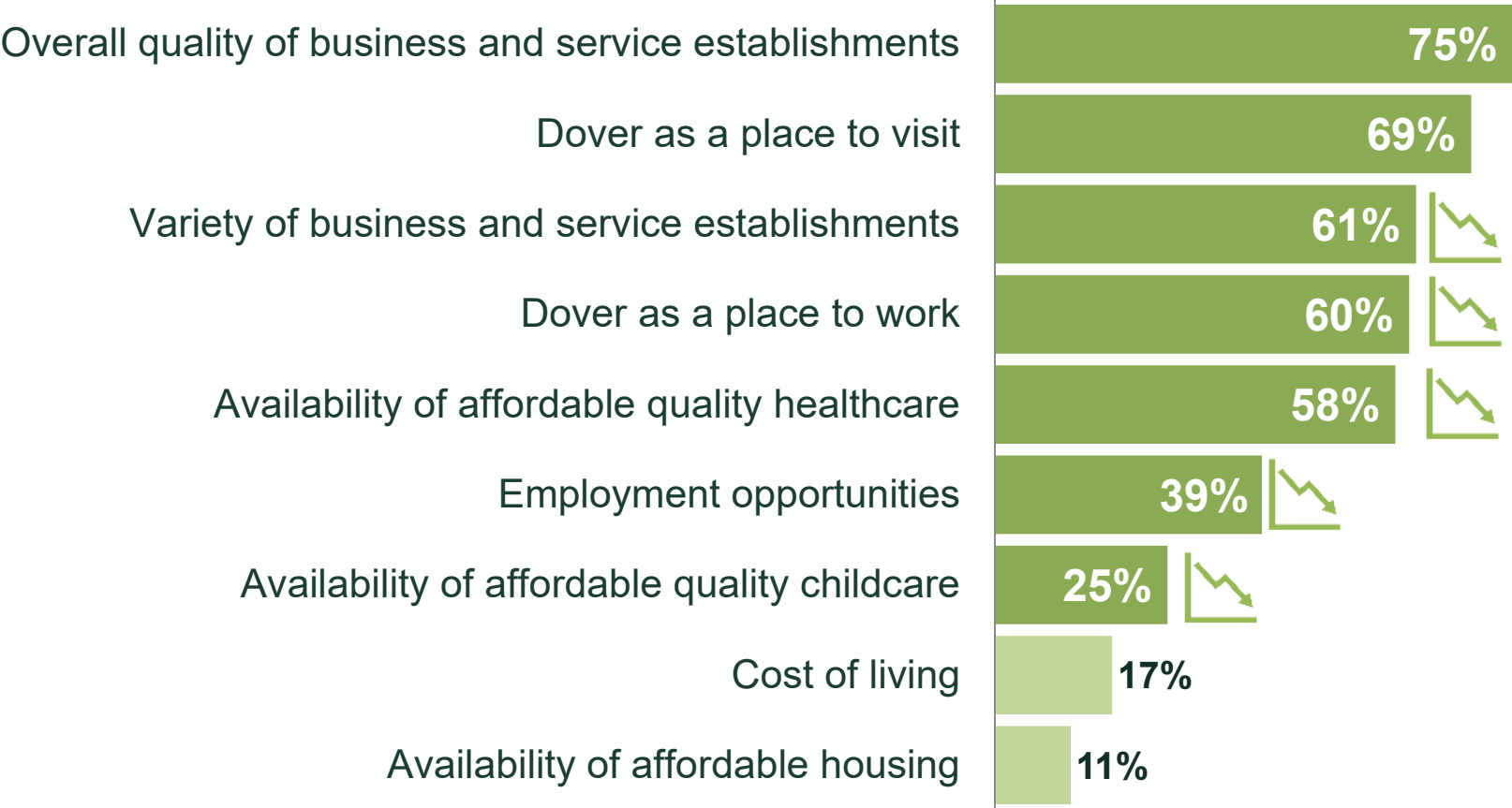
National Benchmark Comparison

Similar

Lower

2025 vs 2023:

Increasing/Decreasing




Percent excellent or good



Most ratings for
mobility in
Dover are in line
with national
averages.

4



Mobility in Dover



Please rate each of the following in the Dover community:

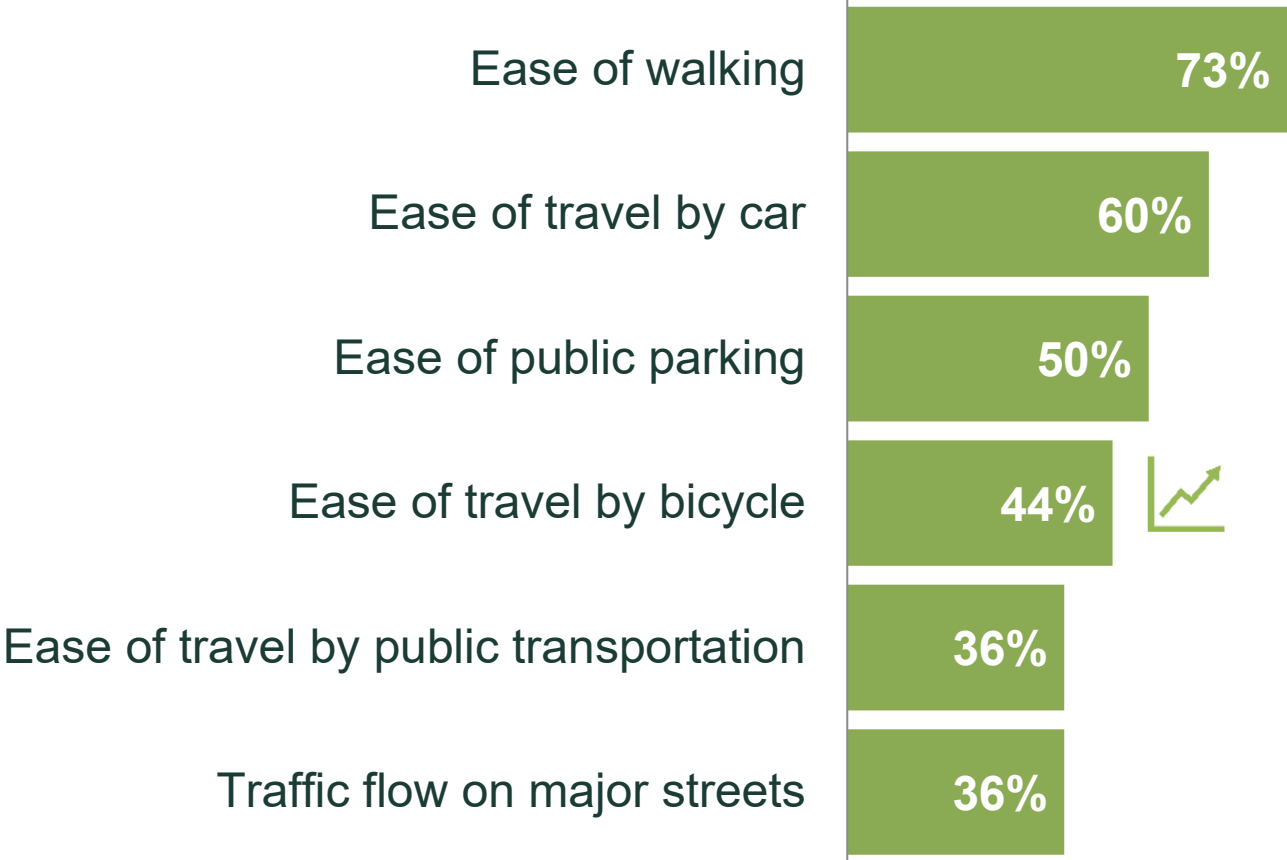
National Benchmark Comparison

Similar

2025 vs 2023:



Increasing/Decreasing



Percent excellent or good

Mobility Services in Dover



National Benchmark Comparison

● Similar

2025 vs 2023:

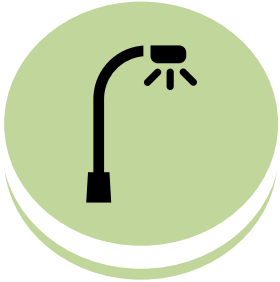


Increasing/Decreasing



68%

Street
cleaning



68%

Street
lighting



65%

Snow
removal



63%

Traffic
enforcement



54%


Bus or
transit
services

Percent excellent or good



Educational
and cultural
opportunities
remain valued
by residents.

5



Education, Arts, and Culture in Dover



Please rate each of the following in the Dover community:

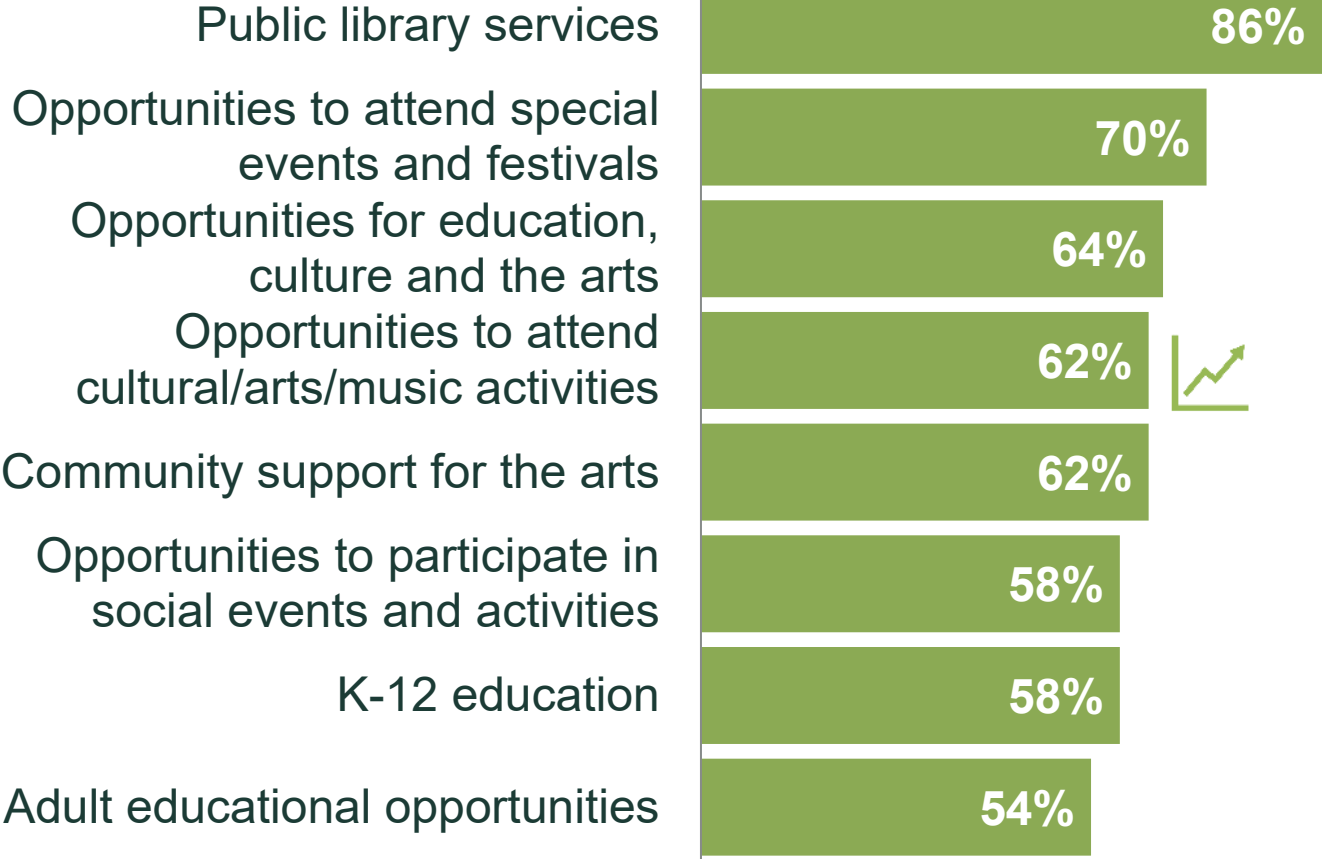
National Benchmark Comparison

■ Similar

2025 vs 2023:



Increasing/Decreasing



Percent excellent or good




Summary of Conclusions

1. Most residents experience a high quality of life in Dover.
2. Dover residents continue to feel safe in their community.
3. Affordability challenges persist in Dover's local economy.
4. Most ratings for mobility in Dover are in line with national averages.
5. Educational and cultural opportunities remain valued by residents.



Next Steps: ENGAGE With Community Members





Dover currently has 1,344 subscribers on Polco.



This library contains curated surveys and polls created by survey scientists at National Research Center, Polco's dedicated research team. You can use these as they are, look around for inspiration, or make a copy and customize to fit your needs.

All content in the Polco Library is proprietary and is for exclusive use on the Polco platform. The use of Polco Library content in unsolicited ways is prohibited. Please refer to our [Terms of Use](#) for details.

We also have toolkits which cover a range of questions based around certain topics. The modules in our toolkit can be used individually by your organization over time to provide an environmental scan.

Available toolkits:

- COVID-19
- Libraries
- School Districts



Public Safety Communications



Governance

Safety

As part of our ongoing efforts to better serve the community, we need input from you! Take this quick survey to share your feedback about the (XYZ)'s communication pertaining to public safety issues and news. Your responses will be kept confidential, and no identifying

communications

governance

safety

outreach

View

information

public safety

emergency communication



Emergency Communications



Safety

Governance

Used by 2 profiles

As we continue our efforts to meet the dynamic needs of (ABC) residents, we need your critical input. Please take this quick survey to share your thoughts on emergency preparedness and related (XYZ) communications. The results will help us improve our

information

alert

urgent

public safety

View

communications

emergency preparedness

alerts

news

disaster

emergency

311

disaster preparedness

safety

communication

governance

Search

Filter or search to find the content you are looking for.

Content Type

All

Domain

All

Text search

communication

Popular tags

communications

government

information

communication

news

media

customer service

governance

safety

public safety

 Clear all tags

Search



State of Wisconsin | WI

Post

Do we need a new park?

Contains: text, image, data points, survey, prioritization

Read Post



Park Initiative Survey

Text about the new park initiative and a quick summary of what this entails or whatever message the city wants to provide for the residents to read. Text about the new park initiative and a quick summary of what this entails or whatever message the city wants to provide for the residents to read. Text about the new park initiative and a quick summary of what this entails or whatever message the city wants to provide for the residents to read. Text about the new park initiative and a quick summary of what this entails or whatever message the city wants to provide for the residents to read. Text about the new park initiative and a quick summary of what this entails or whatever message the city wants to provide for the residents to read. Text about the new park initiative and a quick summary of what this entails or whatever message the city wants to provide for the residents to read.

Map of projected park



Included in Current Subscription



Optional Add-on

Next Steps: TRACK Dover's Data



Performance Summary

Score last updated December 2023

Benchmarking

[Reset Filters](#)



My State

Compare my score to communities within my state



Population Size

Compare my score to communities with a similar population



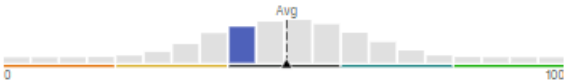
Domain Index Scores

My Community

Safety

45

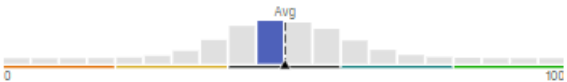
-1



Mobility

49

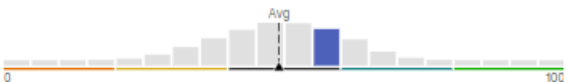
+2



Community Design

59

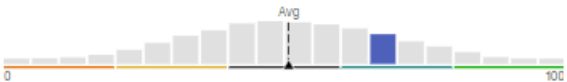
-3



Education, Arts & Culture

66

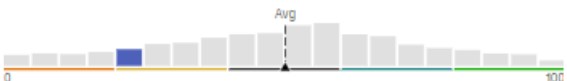
+1



Natural Environment

22

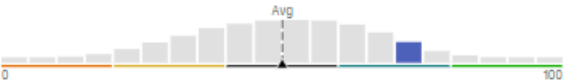
-21



Economy

71

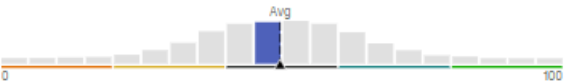
-1



Utilities

45

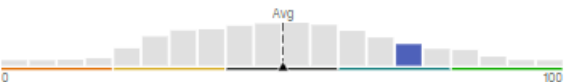
-4



Health and Wellness

75

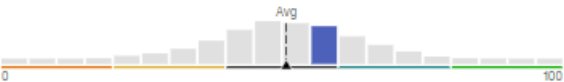
+0



Inclusivity and Engagement

55

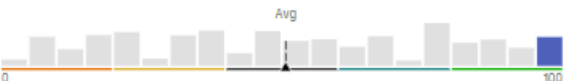
-13



Parks and Recreation

97

+0

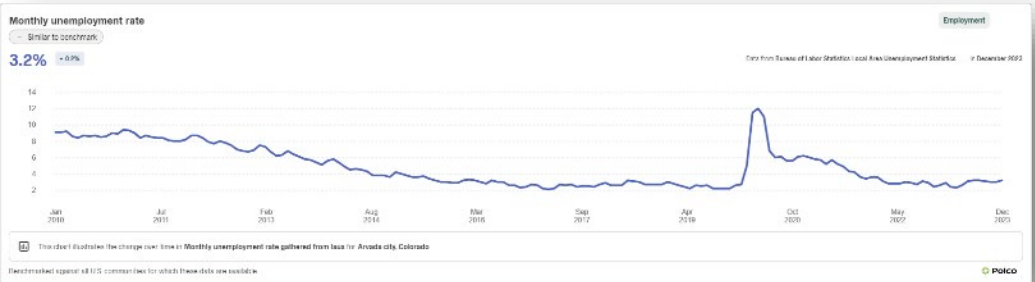


Score last updated January 2023

Economy

71 / 100

-1

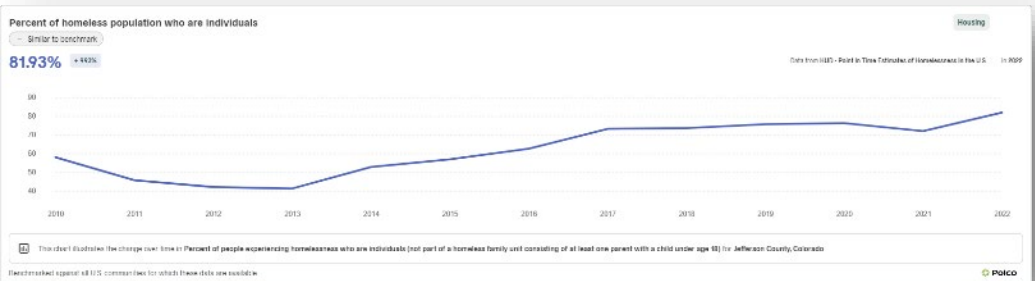


Score last updated December 2023

Community Design

59 / 100

-3



Included in Current Subscription



Optional Add-on

Additional Offerings: Continue to ASSESS



THE NCS™
THE NATIONAL COMMUNITY SURVEY™



CASOA®

COMMUNITY ASSESSMENT SURVEY
FOR OLDER ADULTS*

THE NBS™

THE NATIONAL BUSINESS SURVEY™

THE NLES

THE NATIONAL LAW ENFORCEMENT SURVEY

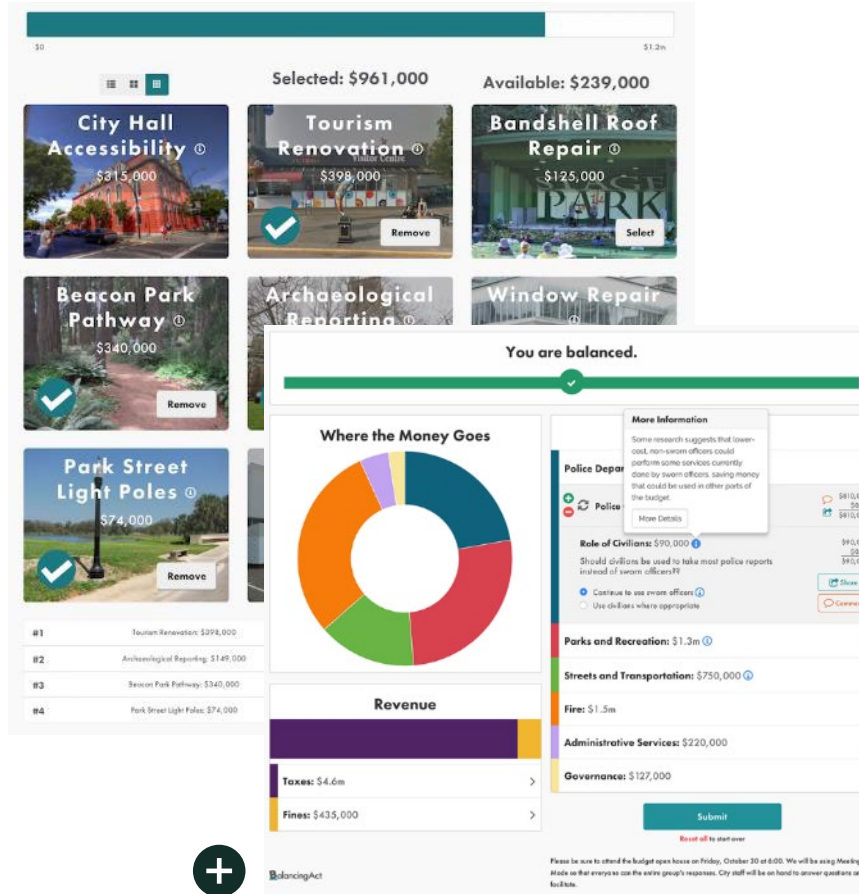
THE NES™

THE NATIONAL EMPLOYEE SURVEY™

THE NES-LE

THE NATIONAL EMPLOYEE SURVEY LAW ENFORCEMENT

BalancingAct™
BY POLCO



YOUR CITY AND COUNTY OF DENVER TAX RECEIPT

Affordable Housing	
Dedicated Affordable Housing Property Tax Mill	\$1.89
Housing Investment Fund Transfer	\$0.00
Office of Housing and Opportunities for People Everywhere (HOPE)	\$0.81
Social Impact Bond	\$0.18
Capital Projects	
Bond Principal and Interest Property Tax Mill	\$0.90
Capital Improvement Projects	\$13.50
Improvement and Maintenance Property Tax Mills	\$0.00
Community Planning and Development	
Board of Adjustment for Zoning Appeals	\$8.23
Planning, Permitting, Inspections and Administration of Community Planning & Development Dept	\$0.10
Courts/Legal	
City Attorney	\$8.13
County Court & Municipal Public Defender	\$15.79
Economic Development	
Economic Development	\$7.08
Excise and Licenses	\$3.52
Finance	
Contingency	\$2.14
Finance/Payments for Public Buildings	\$1.38
Governing	
City Council	\$33.31
Mayor's Office	\$7.33
	\$25.98
	\$2.16
	\$1.70
	\$0.46
TOTAL:	\$76.62



Included in Current Subscription



Optional Add-on

Questions?

Thank you!

XXpresenter name
XXpresenter job title