

City of Dover

New Hampshire

Proposed Budget Fiscal Year 2014

As submitted to the City Council
By City Manager J. Michael Joyal, Jr.

This page intentionally left blank.

TABLE OF CONTENTS & BUDGET INFORMATION

TAB 1

TABLE OF CONTENTS & BUDGET INFORMATION

TAB 1

City of Dover, NH

Proposed Budget - Fiscal Year 2014

Table of Contents

	Page		Page
Table of Contents & Budget Information		<i>Appropriations - Summaries by Object Code:</i>	
Organizational Chart	2	General Fund	147
City Officials	3	<i>Special Revenue Funds:</i>	
Profile of Government	4	CDBG Entitlement	152
Community Profile	6	DOJ - Drug Education and Enforcement	154
The Budget Process	7	DHA - Policing	156
		DHHS Assistance Program	157
		School Cafeteria	159
		School DOE	160
		School Special Programs	161
		Public Safety Special Details	162
		Parking Activity	163
		Residential Solid Waste	166
		McConnell Center	168
		Recreation Programs	170
		Library Fines	172
		OPEB Liability Funds	173
		School Tuition	174
		School Alternative Education	175
		School Facilities Fund	176
		<i>Enterprise Funds:</i>	
		Water	177
		Sewer	181
		<i>Internal Service Funds:</i>	
		DoverNet	185
		Central Stores	188
		Fleet Maintenance	189
		Workers Compensation	191
		Appropriations by Budget Category	
		City Council	193
		Executive	209
		Finance	217
		Planning	253
		Police	273
		Fire	341
		Community Service	379
		Recreation	513
		Public Library	599
		Public Welfare	619
		Misc. General Government	631
		Other Charges	635
		Education	683
		Intergovernmental	705
		Debt Services	707
Letter of Transmittal & Executive Summaries			
Budget Message to the City Council	9		
Budget Analysis	13		
All Budgeted Funds Information:			
Estimated Revenue & Appropriations	27		
Net Assets- All Budgeted Funds	28		
General Fund Information:			
Summary of City Manager Proposed	29		
Major Budget Changes and Tax Rate Impact	33		
General Fund Budget History Sheet	35		
Other Budgetary Information:			
Water and Sewer Cost and Rate Summaries	37		
Enterprise Funds Budget History Sheet	39		
Personnel Positions by Department	41		
Analysis of Budgeted Positions by Fiscal Year	42		
Estimated Revenues			
Revenue All Budgeted Funds	43		
Estimated Revenue - Summary by Fund	44		
Estimated Revenue Detail:			
General Fund by Department	46		
<i>Special Revenue Funds:</i>			
CDBG Entitlement	97		
Drug Task Force	98		
DHA - Policing	99		
DHHS Assistance Program	101		
School Cafeteria	102		
School DOE Federal Grants	103		
School Special Programs and Grants	104		
Public Safety Special Details	105		
Fire Special Details	106		
Parking Activity Fund	107		
Residential Solid Waste	109		
McConnell Center	110		
Recreation Programs	112		
Library Fines	122		
OPEB Liability Funds	123		
School Tuition Programs	124		
School Alternative Ed	125		
School Facilities	126		
<i>Enterprise Funds:</i>			
Water	127		
Sewer	129		
<i>Internal Service Funds:</i>			
DoverNet	133		
Central Stores	136		
Fleet Maintenance	137		
Workers Compensation	139		
Appropriation Summaries			
Appropriations All Budgeted Funds	141		
Appropriations - Summary by Fund	142		
Appropriations - Summary by Department	145		


(Appropriation Detail table of contents on reverse side)

City of Dover, NH

Proposed Budget - Fiscal Year 2014

Table of Contents

	Page		Page
Appropriation Detail			
City Council			
City Council.....	193		
Executive			
City Manager's Office.....	201		
General Legal Counsel	209		
Economic Development	215		
Finance			
Finance and Accounting	217		
Tax Assessment Division.....	227		
City Clerk/Tax Collection Division	237		
Elections	247		
Planning			
Planning Office	253		
Community Development.....	261		
Police			
Administration	273		
Field Operations	279		
Support	290		
Support Services-Special Investigations Unit	291		
Public Safety Dispatch.....	305		
Drug Enforcement Fund.....	311		
DHA – Policing Fund	315		
DHHS Assistance Program.....	321		
Public Safety Special Details	327		
Parking Activity Fund	331		
Fire and Rescue			
Administration	341		
Suppression	347		
Building Inspection Services	361		
Buildings	371		
Special Details	375		
Community Services Public Works			
General Government Buildings.....	379		
Cemetery	385		
Administration	395		
Engineering.....	403		
Streets	411		
Snow Removal.....	421		
Storm Water.....	425		
Street Lighting.....	435		
Facilities and Grounds	437		
Recycling Management	447		
Residential Solid Waste Fund.....	457		
Water Fund.....	465		
Sewer Fund	483		
Sewer Fund - Wastewater Treatment Plant	501		
Recreation			
Recreation Admin	513		
Recreation Programs	521		
McConnell Recreation-General Fund	527		
Indoor Pool	531		
Thompson Pool.....	541		
Ice Arena	549		
Rec Program Fund – McConnell Recreation	561		
Rec Program Fund – Recreation Programs.....	569		
McConnell Center Recreation.....	577		
Rec Program Fund – Indoor Pool	581		
Rec Program Fund – Thompson Pool	585		
McConnell Center Senior Program/Travel	589		
Arena Fund- Camp Kool	593		
		Public Library	
		Public Library	599
		Library Fines Fund.....	615
		Public Welfare	
		Administration	619
		General Assistance.....	626
		Other Charges	
		Misc. General Government.....	631
		Transfers	635
		OPEB Liability Fund	637
		DoverNet Fund	639
		Central Stores Fund	661
		Fleet Maintenance Fund.....	665
		Workers Compensation Fund.....	673
		Education	
		Student Support Services.....	684
		Instructional Programs.....	685
		Administrative Services	686
		Facilities and Operations	687
		Transportation	688
		Other	690
		School Cafeteria	692
		School DOE Federal Grants	694
		School Special Programs and Grants.....	696
		School Tuition Programs	698
		Dover High School Alternative Program	700
		School Facilities.....	702
		Intergovernmental	
		County Tax	705
		Debt Information & Capital Improvements	
		Debt Service	707
		Summary of Principal & Interest Payments	711
		Debt Authorized – Unissued	712
		Debt at Year End and Analysis of Debt Limit.....	713
		Existing Principal & Interest Retirement by Year ...	714
		Existing Debt Payments & Balance to Maturity.....	715
		State Aid to Existing Debt Retirement.....	716
		Capital Improvements Program	717
		Appendix A	
		City Financial Policies.....	719
		Accounting Structure and Basis.....	726
		Accounting and Budgetary Definitions	729



City of Dover

New Hampshire

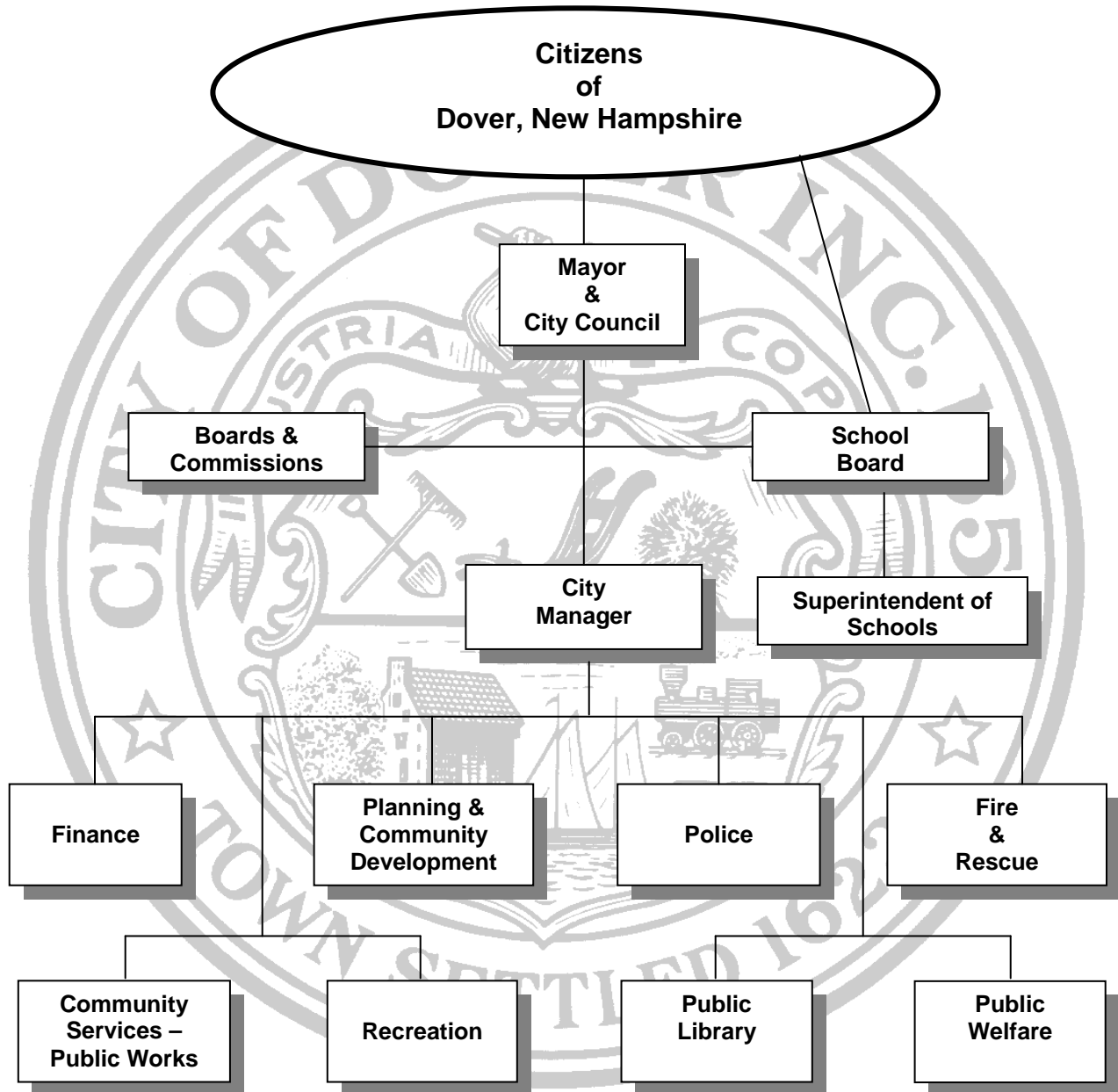
Budget Information


Fiscal Year 2014
(July 1, 2013 to June 30, 2014)

Contained in this section:

Organizational Chart
City Officials
Profile of Government
Community Profile
Budget Process

City of Dover Organizational Chart





City of Dover

New Hampshire

FISCAL YEAR 2013

City Council Members

Mayor: Dean Trefethen

Ward 1: Edward Spuler
Ward 2: William Garrison
Ward 3: Michael Crago
Ward 4: Dorothea Hooper

Ward 5: Catherine Cheney
Ward 6: Michael Weeden
At Large: Robert Carrier
At Large: Karen Weston

City Manager

J. Michael Joyal, Jr.

Departments

Finance	Daniel R. Lynch
Planning	Christopher G. Parker
Police	Anthony F. Colarusso, Jr.
Fire and Rescue	Richard Driscoll
Community Services	Douglas W. Steele, II
Public Library	Cathy Beaudoin
Recreation	Gary Bannon
Public Welfare	Lena C. Nichols

School Board

At Large: Rocky D'Andrea	At Large: Kathy Baker
At Large: Kenneth Appel	At Large: Paul Butler
At Large: Amanda Russell	At Large: Doris Grady
At Large: Betsey Andrews Parker	Student Rep: Matthew Palczynski

Superintendent of Schools

Jean Briggs Badger

City of Dover NH - Profile of Government

Geography Dover, New Hampshire is located ten miles from the Atlantic Ocean in southern New Hampshire and is 48 miles south of Portland, Maine and 68 miles north of Boston, Massachusetts. Situated at the confluence of the Cochecho, Salmon Falls and Bellamy Rivers, Dover is a major New Hampshire industrial, employment, and distribution center for the seacoast. Dover provides a gateway to both the Maine coast and the White Mountains of New Hampshire. The City of Dover occupies an area of 29 square miles and serves a population of 29,987, based on the 2010 Census.

The City of Dover, settled in 1623, is the oldest continuous settlement in New Hampshire and the seventh oldest in the United States. It was incorporated on June 29, 1855. The City Charter adopted on March 9, 1977, remained in effect until a new charter was passed on November 8, 2005 and effective January 1, 2006. Only minor changes were made versus the old charter. On November 6, 2007, the charter was amended establishing a limitation on annual budget increases. On November 10, 2010 the New Hampshire Supreme Court ruled that the November 6, 2007 charter amendment is invalid since it is contrary to state law. In the 2011 session of the State legislature, authorization for municipalities to adopt charter amendments for budget or tax levy limitations was enacted. On November 8, 2011 the charter was amended to the change the language establishing the limitation on annual budget increases to a limitation on annual property tax levy increases. Dover operates under the council-manager form of government. Dover is the seat of Strafford County.

Services The City of Dover provides a full range of services, including police and fire protection, the construction and maintenance of streets and other infrastructure, sanitation services such as solid waste disposal and recycling, water distribution, wastewater collection and treatment, recreational and cultural events and education from kindergarten through grade 12 with a regional vocational center and alternative high school opportunities.

Governing Boards The City Council, consisting of nine members, is the legislative body elected in non-partisan elections every two years, with one representative from each of six wards, two elected at-large and a Mayor. The City Council is responsible, among other things, for passing ordinances, adopting the annual budget, adopting a six year capital improvements program, adopting bond authorizations, appointing committees and boards, and hiring of the City Manager. The City of Dover is empowered by state statute to levy property taxes on real property located within its boundaries to fund operations.

The Dover School Department is a dependent school district. The City Council has bottom line appropriation authority for the School Department budget. The seven member Dover School Board is elected in non-partisan elections every two years and has authority to allocate and move appropriations within its budget.

Administration Administrative functions are carried out by the City Manager. The City Manager is responsible for carrying out the policies and ordinances of the City Council, compliance with State and Federal laws, for overseeing the day-to-day operations of the government, for appointing the heads of the various departments, for negotiating with the various bargaining units of the City and making recommendations to the City Council on various issues.

Administrative functions of the dependent School district are carried out by the School Board. The Board is responsible for carrying out policies and procedures, compliance with State and Federal laws, overseeing the day to day operations of the dependent School district, negotiating with the various bargaining units, making appointments of school personnel, establishing curriculum and addressing various issues.

Fiscal Year and Budget The City's fiscal year begins on July 1st of each year and ends the following June 30th. The City's budget process commences in the fall of each year with the Capital Improvements Program budget. All capital spending of \$25,000 or more for items with useful lives of 3 years or longer are included in this budget. Based on City Council financing policy, items are identified for bonding, annual operating budget or other type of financing.

Items identified for the annual operating budget are included in the next City Manager's recommended annual budget. Departments are responsible for submitting their annual budget request to the City Manager. After reviews with the departments, the City Manager makes any final adjustments to his recommended budget. The City Manager's recommended annual budget for the next fiscal year, which includes the School Board request, is due to the City Council by April 15th of each year.

The City Council may add to, or cut from, the Manager's recommended annual budget by majority vote; however, the City Council must pass the budget by June 15th after separate public hearings for the City and School budgets and the budget becomes effective July 1. If the City Council does not adopt the budget by June 15th, the City Manager's recommended budget takes effect July 1.

After the original budget is adopted, the City Manager may make appropriation transfers within a non-school department or transfer between non-school departments with City Council approval. After initial adoption, the City Council may amend the budget by two-thirds vote.

City of Dover - Community Profile

Town Settled	1623
Date of Incorporation	June 29, 1855
Date Charter Adopted	March 9, 1977
Form of Government	Council – Manager
Area of City in Square Miles	29
Persons per Square Mile (land only)	1,007
Median Family Income (1)	\$57,050
Median Age (1)	35.5

Land Use (2)	18,587 Acres	%
Residential		28.76
Commercial		2.09
Industrial		5.34
Institutional		1.7
Miscellaneous		2.22
Waterway		8.1
Undeveloped		51.8

Public Education – FY2009	
Number of Schools	5
Elementary Gr K – 4	3
Middle Gr 5 - 8	1
Senior High Gr 9 - 12	1
Teachers (FTE)	273
Enrollment	4,234

Family Income (1)	%
Less than \$10,000	3.3
\$10,000 - \$24,999	9.4
\$25,000 - \$34,999	13.0
\$35,000 - \$49,999	16.1
\$50,000 - \$74,999	26.8
\$75,000 - \$99,999	16.7
\$100,000 - \$149,999	10.4
\$150,000+	4.3

Age Composition (1)	%
Under 5 Years	5.7
5 – 14 years	11.6
15 – 19 Years	5.7
20 - 24 Years	9.0
25 - 34 Years	17.2
35 - 44 Years	16.7
45 - 64 Years	20.3
65+ years	13.8

Population	
2010 US Census	29,987
2000 US Census	26,884
1990 US Census	25,042
1980 US Census	22,387

Housing Units (1)	11,924
1 Unit (incl detached)	5,871
2 - 4 Units	2,559
5+ Units	3,087
Mobile Home/Trailer	407

Educational Attainment (1) (for persons 25 years +)	%
Graduate or professional degree	10.4
Bachelors degree	22.0
Associates degree	9.1
High School grad (incl GE)	46.5
Less than HS diploma	11.9

Racial Composition (1)	%
White	94.5
Black	1.1
Asian	2.4
Other	2.0

Employment by Industry (1)	15,261
Educational, health & social	3,164
Manufacturing	2,349
Retail	2,251
Finance, Insur, Real Est	1,492
Professional, Science, Mgnt	1,290
Arts, Entertainment, Recr	1,208
Other	3,507

Occupied Housing Units (1)	%
Owner Occupied - 5,920	51.2
Renter Occupied - 5,653	48.8

(1) = 2000 Census
(2) = Planning Department

The Budget Process

Fiscal Year - July 1 through June 30

Date	Ref*	Action:
Capital Improvements Program (CIP) Budget		
July through August	AR 1-2	Departments submit proposed changes to the six year CIP to the City Manager. Requests are reviewed and final recommendations prepared in a Proposed CIP document. Year one of CIP is for the next fiscal year.
In September	AR 1-2	Proposed CIP is submitted to the Planning Board for review and recommendations to the City Manager.
November and December	AR 1-2	The Proposed CIP, along with Planning Board recommendations is submitted by the City Manager to the City Council for their review.
By end of December	AR 1-2	The City Council approves the six year CIP and the bond authorization for year one projects requiring debt financing.
Annual Operating Budget		
During December & January		City departments develop and submit budget requests to the City Manager for the next fiscal year based on the needs of their respective departments. Requests include the year one operating budget portion of the CIP.
From Feb 1 to March 15	Ord 9-1	The City Manager reviews departmental budgets requests with the departments. On or before March 15, the School Board must submit their recommended budget to the City Manager.
By April 15	C6-3 & Ord 9-1	City Manager submits his proposed budget recommendations, with the original department requests and the School Board's recommended budget to the City Council.
From April 15 to June 15		The City Council reviews the proposed budget with City Manager, departments and the School Board.
By June 8	C6-4 & RSA 44:10	Public hearings are held at least seven days in advance of adoption by City Council. Separate hearings held for City and School portions at least 24 hours apart.
By June 15	C6-5 & Ord 9-2	The City Council adopts a budget resolution for the next fiscal year with final spending authority for each department. The City Council has bottom line authority on the School Board recommendation. Passage of the final budget requires a majority vote.
By Mid-Oct	RSA 21-J:35	The property tax rate is set by the N.H. Department of Revenue Administration based on the final adopted budget and the revised total assessed property value. (Assessment date 4/1.)
During Fiscal Year	C6-8	Adjustments to the budget can be made in one of three manners: A non-school department may transfer appropriations between accounts within his divisions with City Manager approval. The City Manager may request transfers of appropriations between non-school departments with majority approval of the City Council. The City Council may amend the budget by appropriating additional revenue sources or raising taxes (if before the rate has been set). This requires a two-thirds vote.

* The Reference column refers to: AR for Administrative Regulation, C for City Charter section, Ord for city ordinance, or RSA for State statute.


This page intentionally left blank.

**LETTER OF TRANSMITTAL
& EXECUTIVE SUMMARIES**

TAB 2

**LETTER OF TRANSMITTAL
& EXECUTIVE SUMMARIES**

TAB 2



City of Dover

New Hampshire

Budget Message by City Manager J. Michael Joyal, Jr.


Fiscal Year 2014
(July 1, 2013 to June 30, 2014)

Contained in this section:

Fiscal Year 2014 Budget Analysis
Estimated Revenues & Appropriations – All Budgeted Funds
Net Assets – All Budgeted Funds
General Fund – Summary of City Manager Proposed
General Fund – Major Budget Changes & Tax Rate Impact
General Fund – Budget History Sheet
Water & Sewer Funds – Cost & Rate Summaries
Enterprise Funds – Budget History Sheet
Budgeted Personnel Positions by Department
Analysis of Budgeted Full Time Equivalent Positions by Fiscal Year

J. Michael Joyal, Jr.
City Manager

m.joyal@dover.nh.gov



288 Central Avenue
Dover, New Hampshire 03820-4169

(603) 516-6023
Fax: (603) 516-6049
www.dover.nh.gov

City of Dover, New Hampshire

OFFICE OF THE CITY MANAGER

April 10, 2013

To the Honorable Mayor and Members of the City Council:

In accordance with the City Charter, I respectfully submit to you the City of Dover's Proposed Budget for Fiscal Year 2014. The sources and uses of funds proposed within this budget include the School Board's approved recommendation for the School Department along with estimates that have been assembled for all other local government functions. This budget proposal, consistent with those submitted in prior years, prioritizes and supports an efficient delivery of core municipal services in the areas of public safety, education and infrastructure maintenance along with other basic yet essential local government activities.

Budget Considerations

The development of the Proposed Fiscal Year 2014 Budget as contained herein involved a thorough review of all municipal functions and service priorities by the elected Dover School Board and our administrative staff in consultation with the citizen members of various advisory boards and commissions. This review was accomplished over the course of several months and was directly influenced by identifying and responding to the varied needs and interests of our customers – our community's residents, businesses and visitors.

Again this year, the service priorities and funding needs incorporated into this budget proposal have been shaped by several different factors. These factors include the strategies and specific goals contained in our community's Master Plan, contractual obligations, state and federal mandates, economic conditions, operational needs and our established financial policies. Each of these factors required different considerations and imposed various constraints in seeking to appropriately balance the allocation of scarce fiscal and other resources in fulfilling our community's overall service requirements.

In striving to meet the needs and expectations of our customers and respond to the various other factors that influence the budgeting process, this budget proposal reflects a total \$115,235,394 for spending from all funds. This is a 2.6% increase over the prior year and one percent more than the change in the year-end average of the Consumer Price Index-Urban for the Boston-Brockton-Nashua, MA-NH-ME-CT region.

Although the proposed budget as assembled for all non-school departments conforms to the tax cap requirements of our City Charter, the school department local property tax levy does not and exceeds the tax cap calculation by \$308,144. As a result, the adoption of this budget as proposed will require a 2/3rd's affirmative vote by the City Council as opposed to a simple majority.

Budget Prioritization

Our community's overall strategic priorities and requirements for municipal services are addressed throughout the proposed budget. These priorities have been derived and continue to be refined by listening to the "voice of our customers". This is accomplished through a number of means including the

engagement of residents and business owners in collaborative planning and community problem solving activities, citizen input provided during public hearings and citizen forums, formal and informal customer surveys, actual demand for services and mandates imposed by our representative legislative bodies. Ultimately, this feedback drives the strategic planning incorporated into our community's Master Plan and yields the following strategic focus areas for the prioritization and allocation of available funds:

- **Public Safety** – Proactively protect citizens and mitigate losses from medical emergencies, crime, fire and natural/manmade disasters.
- **Public Education** – Support and provide access for students to experience opportunities for a quality education.
- **Public Infrastructure** – Maintain safe and reliable public roads, storm water, drinking water and sewer systems, and municipal facilities.
- **Economic Development** – Support and encourage a quality of life that sustains a robust economy and availability of quality employment.
- **Fiscal Stewardship** – Responsibly manage and ensure the sustainability of financial practices necessary for the ongoing provision of all essential municipal services.

Core Service Deliverables

The development of the Proposed Fiscal Year 2014 Budget involved an extensive review and prioritization of core services across all facets of our municipal organization. These core services include the functions of general government, public safety, public works, culture and recreation, human services and education. Also included was our community's required share of funding for intergovernmental services provided by Strafford County.

In evaluating the funding requested and deemed necessary to include in the proposed budget for the core services and various activities and programs delivered by our municipal government, prime consideration was given specifically to those services that were mandated or otherwise legally required to be provided. Additional consideration was given for those services that substantially covered their costs via grants and/or user fees, those services with increasing demand for services and those services that were not otherwise readily available via the private sector.

Throughout the proposed budget, contracting of services to private sector providers is recommended and continued. This includes continuing contracting in the areas of grounds care maintenance, road and utility construction, solid waste and recycling, specialized administrative, technical and consulting activities, facility repairs, and more. Where deemed necessary and proven to be the most effective and efficient means for delivering services, dedicated and competent staff have been employed and are proposed to continue delivering services locally.

As identified in the following section, this proposed budget does reflect certain adjustments to ensure that core service deliverables are not only maintained but remain sustainable for the long-term. In proposing the priorities and adjustments reflected throughout this proposed budget, additional consideration was given to ensure that our limited resources are being invested into the service areas that support leading practices.

Conclusion


Over the course of the next several weeks, the department heads and I look forward to presenting more detailed information regarding the various revenue and expenditure items included in this proposed budget. With thoughtful discussion, citizen involvement and difficult decisions ahead, I trust we will again be able to assure Dover's citizens of a thoroughly reviewed and well reasoned budget having been adopted.

In closing, I wish to extend my sincere appreciation to the School Board, the School Superintendent, our department heads and all of their staff for the considerable effort expended in refining and assembling this budget proposal. I also wish to thank Dan Lynch, our Finance Director, for the considerable time and effort he has and will continue to invest throughout the budget development process.

Lastly, please join me in once again acknowledging not only the professionalism and commitment of our municipal employees but also their ongoing cooperation and understanding. Our employees make significant and extraordinary efforts day in and day out in delivering the many varied services and programs that contribute to the overall quality of life in our community.

As always, I extend my continuing admiration and appreciation to all who have contributed in the past and strive going forward to improve upon the exceptional and highly regarded community our City of Dover has become.

Respectfully submitted,

A handwritten signature in black ink, appearing to read "J. Michael Joyal, Jr.", written over the printed name below.

J. Michael Joyal, Jr.
City Manager

City of Dover
Fiscal Year 2014 Budget Analysis

All Budgeted Funds

Budget Development

The budget continues to be developed with direction from the adopted City Financial Policies. These include maintenance of reserves, capital outlay financing and debt policies (the policies are included in the Table of Contents and Budget Information section of the budget).

The City's budget process commences in the fall of each year with the Capital Improvements Program (CIP) budget. All capital spending of \$25,000 or more for items with useful lives of 3 years or longer are included in the CIP. Based on City Council financing policy, items are identified for bonding, annual operating budget or other type of financing. Items identified for the annual operating budget are included in the next City Manager's recommended annual budget. Departments are responsible for submitting their annual budget request to the City Manager. After reviews with the departments, the City Manager makes any final adjustments to his recommended budget. The City Manager's recommended annual budget (which includes the School Board request) for the next fiscal year, is due to the City Council by April 15th of each year. The City Council may add to, or cut from, the Manager's recommended budget by majority vote; however, the City Council must pass the budget by June 15th after separate public hearings for the City and School budgets and the budget becomes effective July 1. If the City Council does not adopt the budget by June 15th, the City Manager's recommended budget takes effect July 1. After the original budget is adopted, the City Manager may make appropriation transfers within a non-school department or transfer between non-school departments with City Council approval. After initial adoption, the City Council may amend the budget by two-thirds vote.

Appropriations

The General Fund accounts for 78.9% of the operational spending of the City. The General Fund incorporates the spending in such areas as Police, Fire, Community Services and the School Department. The Proprietary Funds are the next largest group, making up nearly 11.9% of the City's spending. This group is self-supporting and includes the Water and Sewer Utility Funds, and the Internal Service Funds. The Internal Service Funds are grouped in this section as they have the same basis of accounting, with City departments as their primary customer. Special Revenue Funds are funds whose revenues are restricted to specific areas of spending, representing 9.2% of spending. Many are Federal grants, such as the Community Development Block Grant and the School Federal Education Funds. Other Special Revenue Funds were established by the City Council, such as the Parking Activity Fund and the Residential Solid Waste Fund. The FY14 budget continues to present the newly established OPEB Liability Fund which is utilized for accounting for the costs of retiree health insurance in a central location within the City budget.

Appropriations	Amount	% Total
General Fund	90,866,901	78.9%
Special Revenue	10,606,656	9.2%
Proprietary Funds	13,761,837	11.9%
Total	115,235,394	100.0%

General Fund

General Fund Appropriations

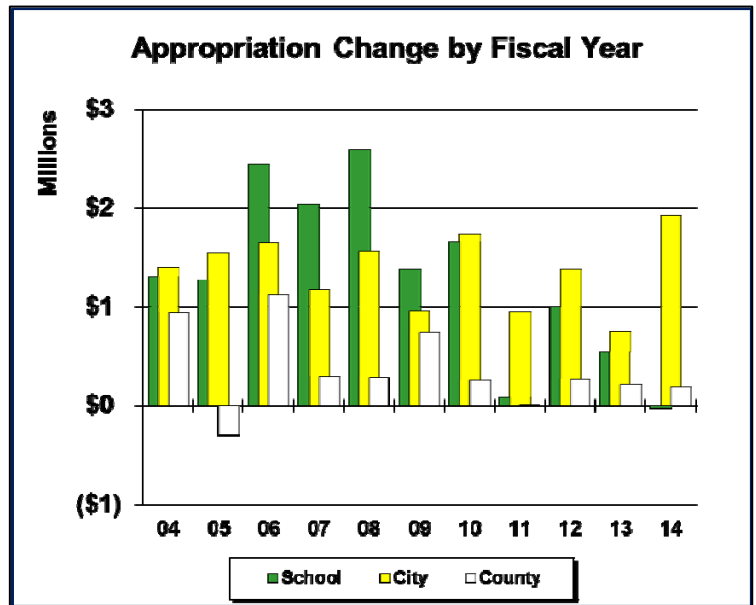
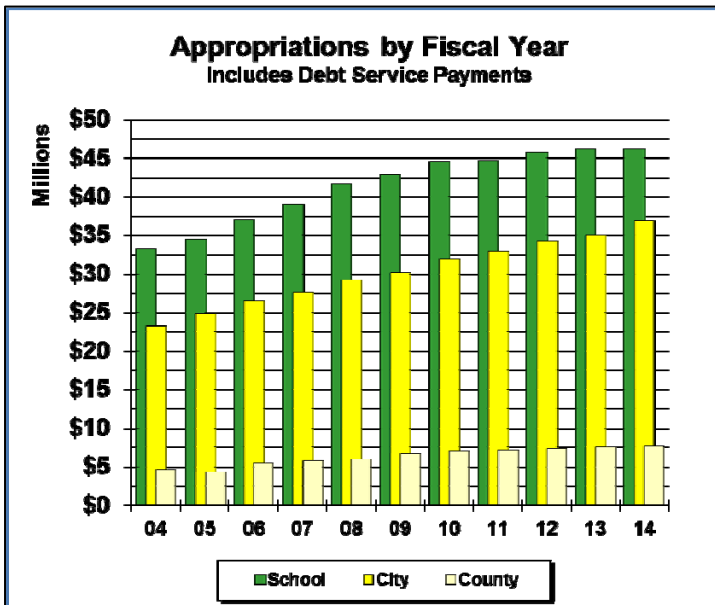
The proposed General Fund Budget for the City is \$36,934,563. This is an increase of \$1,933,484 or 5.5%. The School Board's request is \$46,225,864. This is a decrease of \$27,055, or a 0.1% decrease. Also included in this budget, are intergovernmental expenditures of \$7,706,474 representing the County Tax levy. This is an increase of \$185,220, or a 2.5% increase. The bottom line of the General Fund budget is an increase in spending of 2.4% or \$2,091,649.

Appropriations	FY13	FY14	Change	% Chng
City*	35,001,079	36,934,563	1,933,484	5.5%
School*	46,252,919	46,225,864	(27,055)	-0.1%
County	7,521,254	7,706,474	185,220	2.5%
Total	88,775,252	90,866,901	2,091,649	2.4%

* Includes share of Debt Service

City of Dover

Fiscal Year 2014 Budget Analysis



City Appropriation Summary

The table reflects the components of the City appropriations. The single largest component is the Personal Services section of the budget. The total increase of the Personal Services section of the budget represents \$1,135,806 or 5.9%. Other operational costs make up an increase of \$470,853 or 5.7%. These two components make up departmental operations and maintenance with a net increase of \$1,606,659 or 5.9%. The next single largest component is Debt Service at an increase of \$169,774 or 3.0%. Capital Outlay has an increase of \$157,051 or 8.5%. The components of the increase are discussed below. (Also reference the Major Budget Changes & Tax Rate Impact in this section for a concise breakdown of changes to the General Fund.)

Appropriations	FY13	FY14	Change	% Chng
Personal Services	19,227,137	20,362,943	1,135,806	5.9%
Other Operation Costs	8,223,071	8,693,924	470,853	5.7%
Total Dept Operations	27,450,208	29,056,867	1,606,659	5.9%
Capital Outlay & Reserve	1,849,169	2,006,220	157,051	8.5%
Debt Service	5,701,702	5,871,476	169,774	3.0%
Total	35,001,079	36,934,563	1,933,484	5.5%

Components of City Appropriation Increase

Salaries and wages – This portion of the budget represents an increase of \$1,135,806 or a 5.9% increase. There is an overall increase to staffing of 2.50 FTEs in all budgeted funds. These additional include the addition of a full-time Pump Station Operator in the Sewer Fund, a full-time Water/Sewer Utility Billing Bookkeeper, and a part-time Media Technician in the DoverNet Fund. A police officer position, formerly grant funded, is reflected within the Police Department’s General Fund portion of the budget.

City of Dover

Fiscal Year 2014 Budget Analysis

Medical and dental insurance - The health insurance increase is included at a 4.9% rate increase as confirmed by the City's insurance provider. Dental insurance is included at an average 1.2% rate decrease. Health and Dental insurance represent a \$89,333 increase or 2.8% in the General Fund. Prior to FY96, the City used to pay 100% of the cost of health and dental insurance. Since FY96, employees have contributed toward the cost of health care. The table reflects the budgetary savings for active employees from FY08 through FY14 resulting from these initiatives. The \$11.7 million in savings to the City is the result of employee withholdings and the insurance buyout program.

Dental	Savings*	Cost*	% Cost
2014	2,307,960	6,053,982	27.6%
2013	2,044,111	5,699,970	26.4%
2012	1,812,212	5,062,186	26.4%
2011	1,652,335	4,640,611	26.3%
2010	1,400,733	4,114,646	25.4%
2009	1,314,193	3,996,765	24.7%
2008	1,228,610	4,016,270	23.4%
Total	11,760,154	33,584,430	25.9%

*Note: Includes all funds

Retirement – The City Retirement costs represent an increase of \$488,264 or 27.9%. The rates set by the New Hampshire Retirement System (NHRS) used to fund the NHRS are set every two years. NHRS increased rates effective July 1, 2013. The rates are applied against wages. In FY10 the State down-shifted a percentage of their contribution to the City, and an additional down-shift in cost from the State took place in FY11. The State down-shifting was scheduled to end in FY12 and return to the 35% State contribution towards Police and Fire (Group II) positions. However, in the FY12 -13 proposed biennial State budget the entire 35% State contribution towards Group II positions is a cost that has been down-shifted to the City. A component of the contribution rate increase is to address the unfunded liability of the NHRS. A portion of the employer contribution rates (70%) is an attempt to decrease the NHRS unfunded liability by FY2039.

Retirement Rates				
Group	FY13%	FY14%	Change	% Chng
City	8.80	10.77	1.97	22.4%
Police	19.95	25.30	5.35	26.8%
Fire	22.89	27.74	4.85	21.2%

Worker's Compensation – The City is self-insured for worker's compensation coverage. The actuarial determined annual premium allocations for the City General Fund departments increased \$192,845 or 81.8%. The actuarial report identified increased claim costs for FY2012 and projected increased claim costs for FY2013 and FY2014 as the basis for the increased premium allocations.

Purchased Services – This represents a net increase of \$21,128 or .07%. The largest increase represents \$14,600 for Waste Disposal Services, \$10,400 for Water and Sewer expense for Park facilities, and \$9,000 for Maintenance Charges for Building/Facility improvements. There is also an estimated \$10,845 decrease for office equipment maintenance charges.

Supplies - This represents a net decrease of \$21,356 or 0.9%. The largest decrease consists of utility costs, which represent a cumulative decrease of \$27,753 for Natural Gas, Electricity, Propane and Heating Oil. This projected savings is based upon implementing energy efficiency improvements. The next largest decrease of \$13,314 is for vehicle fuels. The largest increase is in the area of vehicle maintenance for \$16,715.

Capital Outlay – This represents a net increase of \$157,051 as compared to FY13. Although the increase is \$157,051, the direct impacts to project funding identified within the approved Capital Improvements Program for inclusion in the annual budget is substantial. The FY14 adopted CIP identified \$2,496,745 in Capital Outlay to be financed in the FY14 General Fund operating budget. The amount included in the General Fund budget for Capital Outlay, including the reserve transfer of \$575,000, is \$2,006,220 or 80.3% of the amount adopted in the CIP. The FY14 proposed General Fund budget for City departments reflects a 5.4% level for capital outlay, including the reserve transfer of \$575,000. Credit rating agencies believe that a minimum of 5% of the budget should be earmarked for capital outlay to avoid debt burden and to keep flexibility. The FY14 budget promotes the utilization of capital reserve funding to procure such capital equipment as police vehicles, public works heavy equipment, and fire/rescue equipment.

Other Expenses - This represents a net decrease of \$5,190 or 0.6%. The major changes relate to decreases of \$55,567 in Grants/Subsidies and a decrease of \$25,000 in Tax abatement overlay. These

City of Dover

Fiscal Year 2014 Budget Analysis

decreases are offset by an increase of \$88,936 in Contingency to meet FY14 financial policy target of 0.34% of General Fund budget.

Transfers - This represents a net increase of \$476,271 or 20.09%. A transfer in the amount of \$2,006,172 to the OPEB Liability Fund for the General Fund portion of retirees' insurance obligations represents an increase of \$458,415. There is an increase of \$51,330 for a transfer to Police Dover Housing Authority grant fund to account for the reduced amount of federal funding to be received in FY14. The \$575,000 proposed to be added to the General Fund Capital Reserve is an amount required to be contributed to the reserve account to adequately fund planned CIP approved expenditures for Police Vehicles, Fire/Rescue Equipment, and Public Works Heavy Equipment.

Debt Service – The City Debt Service is a net increase of \$169,774 or 3.0%. A portion of the increase is attributable to the net impact for proposed debt issue in the Spring of 2014 for authorized projects such as Tolend Road Reconstruction.

General Fund Revenue

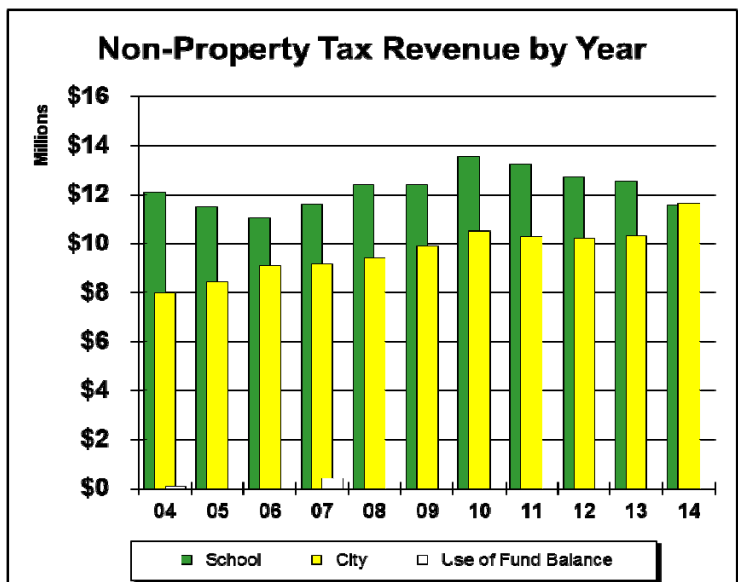
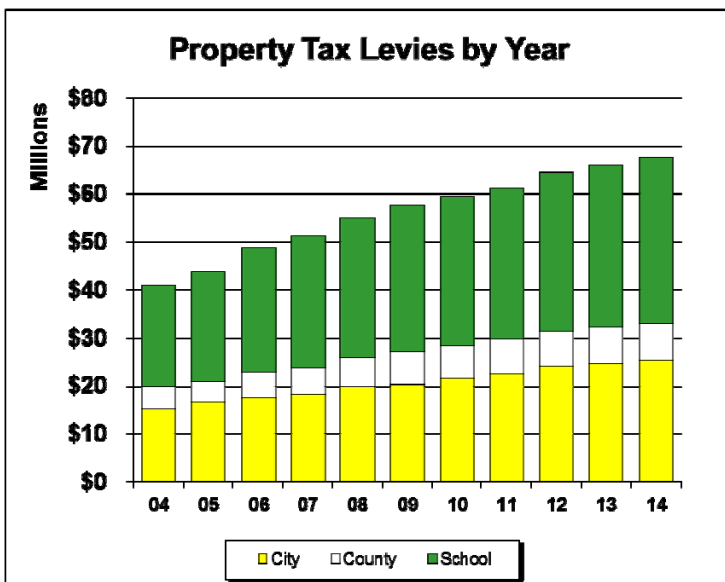
General Fund revenues are estimated at \$90,866,901 or 2.4% higher than the amounts for the prior year. Property Taxes represent 58.7% of all budgeted funds revenue and 74.4% of the General Fund's funding.

General Fund City revenue increased 12.6% and School revenue decreased 7.9%. The Property Tax levy is proposed to increase 2.7%. The net increase in City revenue is due to a

Estimated Revenue	FY13	FY14	Change	% Chng
City	10,326,689	11,628,438	1,301,749	12.6%
School	12,559,976	11,568,946	(991,030)	-7.9%
Property Taxes	65,888,587	67,669,517	1,780,930	2.7%
Budgetary Use of Fund Bal	0	0	0	NA
Total	88,775,252	90,866,901	2,091,649	2.4%

minor increase in motor vehicle registration permit fees and budgeting for the sale of the Armory on Oak Street. The decrease in the School revenue is attributable to a decrease in tuition revenue from neighboring school districts and reduction in the available amount of School Facilities Impact Fees used to offset the debt service costs for the Woodman Park School and Horne Street Elementary School improvement projects.

In order to not deplete reserves, no Budgetary Use of Fund Balance is recommended in this budget. This action may result in the building of some additional reserves by year end.



City of Dover
Fiscal Year 2014 Budget Analysis

Property Tax Information

Property Tax Rate

The Property Tax Rate applies to each \$1,000 of assessed value of property in the City. The rate is arrived by dividing the net appropriations (appropriations less other revenue) by the net assessed value (total value less exemptions).

The table reflects the change in the estimated property tax rate that results from this budget's proposed appropriations and revenue estimates. Net local assessed value is estimated to be \$2,627,004,200. An estimated increase of \$15,000,000 for the value of new construction represents the increased in net local assessed value.

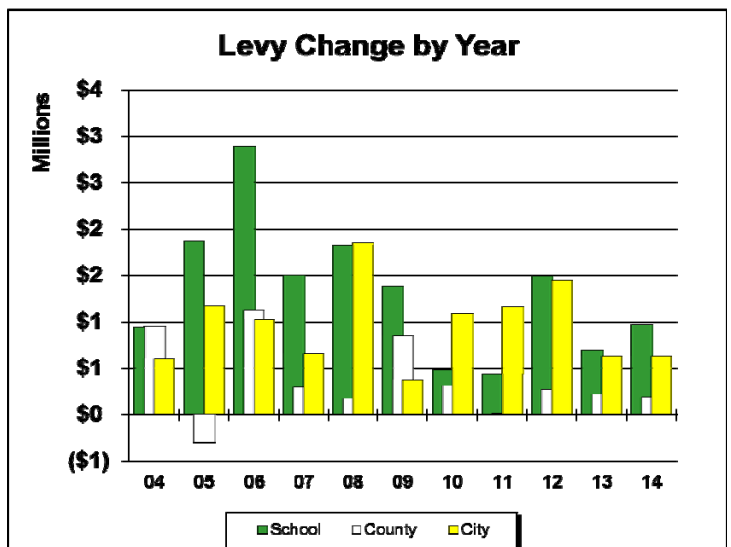
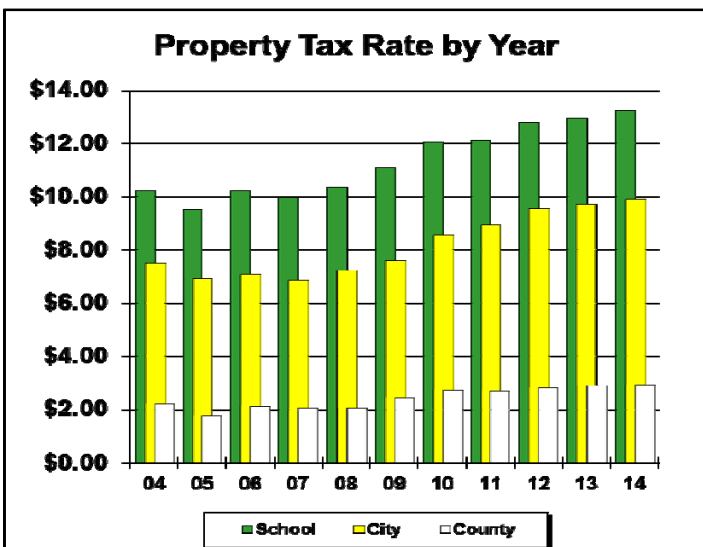
Tax Rate	FY13	FY14	Change	% Chng
City	9.71	9.89	0.18	1.9%
Use of Fund Balance	0.00	0.00	0.00	NA
Net City	9.71	9.89	0.18	1.9%
School - Local	10.38	10.71	0.33	3.2%
School - State	2.55	2.52	(0.03)	-1.2%
Net School	12.93	13.23	0.30	2.3%
County Taxes	2.88	2.93	0.05	1.7%
Total	25.52	26.05	0.53	2.1%

The assessed value used for estimating the tax rate is last year's assessed value plus true growth taken from building permits, adjusted for market conditions. The final rates will vary due to the finalized assessment values reported to the state in the fall.

Summary of City Tax Rate Change	
	Rate
Personal Services	0.43
Other Operation Costs	-
City Revenue Change	(0.50)
Total Operations & Maintenance	(0.07)
Capital Outlay & Reserve Transfer	0.24
Debt Service	0.06
City Budgetary Change	0.23
Change in Veterans Credit	-
Impact to City Rate of Valuation Change	(0.05)
Net City Tax Rate Change	0.18

The Table to the left reflects the major components of the City portion of the Property Tax Rate increase.

Refer to the Major Budget Changes and Tax Rate Impact page in this section for more detail.



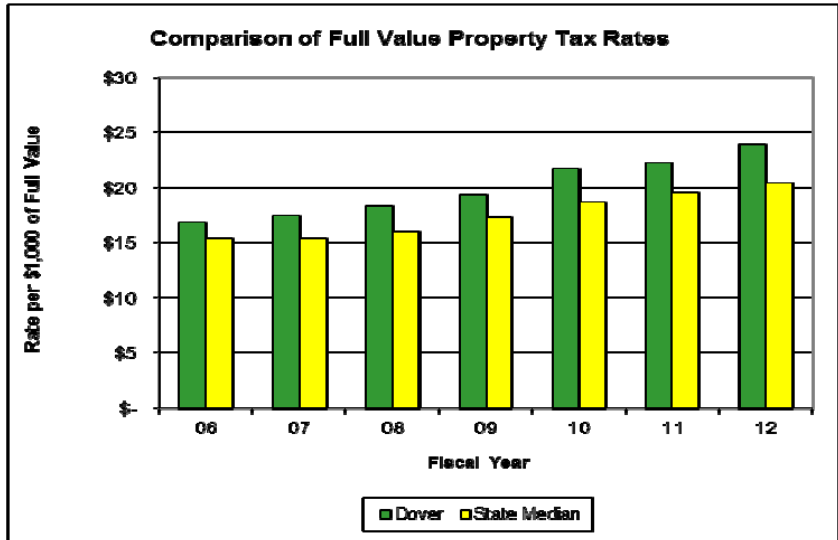
City of Dover

Fiscal Year 2014 Budget Analysis

Property Tax Rate Comparison

Each year, the Department of Revenue Administration (DRA) takes the local tax rate of each community and adjusts it as if the local assessments were at full market value. Using equalized property tax rates, a comparison can be made between various communities as to whether the rates are higher or lower. Comparing to the median equalized property tax rate for all municipalities can determine whether a city has a higher or lower overall rate.


From a historical aspect, Dover's property tax rate has hovered at the median of all municipalities. The table shows 7 years of equalized tax rates for Dover and the median for all municipalities. This means that Dover's property tax rate is not in the higher or lower tax brackets, but is in the middle of the road and has been so over time. Maintaining this level of rate is good, considering the amount and quality of the services provided by the City. FY13 equalization numbers will not be available until later in the year.



Residential Property Taxes

Average residential property taxes have increased 3.4% annually in constant dollars over a 10 year period (5.8% annually in nominal or unadjusted dollars). Over a 5 year period the annual increases are 0.5% and 2.0% for constant and nominal dollars, respectively.

These were calculated by taking the average assessed value of all the residential properties in the City that have buildings on them and applying the property tax rate for each year.



Property Tax Fairness

Fairness in assessment of taxes is, and should be, of utmost importance to taxpayers. The State of New Hampshire relies on the assessment of values of properties at market value to attain this fairness or equity. The reason for changing assessments is a tax equity issue; i.e., that the tax burden is proportionally spread across all types of property. If assessed values are only changed every several years, in between the adjustments of value, should one class of property's market value grow faster than another, over time the class with faster growing market values will not be paying their fair share of property taxes. Conversely, a class of property whose market value grows slower than others will, over time, be paying more than their fair share. The logic that the City should, "leave the assessments alone" as taxpayers will pay too much if the City keeps changing them is the exact opposite of what is needed to achieve tax equity.

An important fact to remember is that an increase in total assessed value **does not** increase the total amount of property tax revenue the City receives. Increases or decreases to total assessed value only increases or decreases the property tax rate. The amount of taxes to be raised is determined by the budget process, including final revisions by the NH Department of Revenue Administration. There are statistical

City of Dover

Fiscal Year 2014 Budget Analysis

measures available to determine what extent tax equity has been achieved. The following discussions review these statistical measures as they relate to the City assessed value.

Assessment to Market Ratio

The results of the ratios over the last few tax years are represented in the table below. The percentage is the assessed value divided by the market price. Table is in Tax Years (Tax Year 2012 = Fiscal Year 2013).

Property Class	2005	2006	2007	2008	2009	2010	2011	2012
All Properties	89%	95%	96%	95%	95%	97%	98%	99%
Vacant Land	76%	94%	82%	93%	96%	99%	94%	97%
Single Family	88%	94%	97%	95%	96%	97%	98%	98%
Condominiums	90%	95%	97%	95%	93%	97%	98%	99%
Mobile Homes	91%	94%	93%	90%	94%	96%	103%	101%
Multi-Family Housing (2-3 units)	86%	95%	90%	93%	89%	99%	101%	100%
Apartments (more than 3 units)	86%	98%	102%	91%	95%	91%	86%	101%
Waterfront Improved	92%	NA	81%	93%	92%	NA	95%	99%
Waterfront Land Only	93%	NA	NA	NA	NA	NA	NA	NA
Commercial/Industrial	89%	93%	86%	93%	94%	95%	96%	100%

The 2012 ratios are preliminary and are expected to be certified by the DRA in May 2013. Classes reflecting 'NA' had insufficient sale information. The International Association of Assessing Officers (IAAO) considers the ratios of each class of property reasonable if they are within +/- 10% of the overall ratio. The City strives to be within +/- 5%. Since Tax Year 2000 the City annually evaluates ratios to maintain equity in the various classes of property. In Tax Year 2012 (current), an analysis was completed to continue to maintain the assessments closer to market while retaining the equity across the various classes of property.

Equity in Tax Base

The best measurement of equity throughout the tax base is the Coefficient of Dispersion (COD). The table below reflects the City's COD by year. According to the International Association of Assessing Officers (IAAO), the measure of equity falls into the following ranges listed in the table.

Percent	Equity Measure
10% or less	Excellent assessment equity
11% - 14%	Good assessment equity
15% - 20%	Fair assessment equity
over 20%	Poor assessment equity

Another measure reviewed to assist in determining fair assessment is the Price-Related Differential (PRD). This statistic measures the relationship between higher valued properties and lower valued properties, and their respective assessments. This statistic answers the question: "Is there a bias for, or against, lower or higher valued properties?" For example, a PRD over 1.00 indicates a regressive assessment base, or, that higher value properties are assessed at a lower ratio, conversely, a PRD under 1.00 indicates a progressive tendency, or, shows that lower value properties are assessed at a lower ratio than higher value properties. Ideally, this statistic should be 1.00, but IAAO recommends that the PRD fall between .98 and 1.03.

Tax Year	COD	PRD
2003	8.4	1.000
2004	7.2	1.000
2005	7.3	1.000
2006	6.2	1.010
2007	7.2	1.010
2008	7.3	1.020
2009	7.5	1.000
2010	7.9	1.020
2011	7.1	1.020
2012*	9.5	1.027

The table reflects both the COD and PRD for the City of Dover. Since 2001, the City has continued to keep a COD in the excellent assessment equity level as reflected in the table. If the City had made no adjustments to values for changing market conditions in TY2012, it is estimated the COD would have increased to 10.4%. Also the PRD is within the acceptable range set by the IAAO. TY 2012 ratios are preliminary and are expected to be certified by the DRA in May 2013.

City of Dover
Fiscal Year 2014 Budget Analysis

Other Major Funds

Appropriations

The two other major groups of budgets are the Enterprise Funds (including Internal Service Funds) and Special Revenue Funds. The Enterprise Funds consists of the Water and Sewer Utility Funds. These funds are supported by user fees and are accounted for on the full accrual basis.

The Water Fund is proposed at an increase of \$143,752 or 3.1%. The major components of the change are an increase of \$25,270 in personal services, \$13,420 in purchased

Enterprise Funds	FY13	FY14	Change	% Chng
Water	4,709,762	4,853,514	143,752	3.1%
Sewer	6,404,327	6,707,525	303,198	4.7%
Internal Service	1,950,850	2,200,798	249,948	12.8%
Total	13,064,939	13,761,837	696,898	5.3%

services. There is an estimated increase of \$91,916 in interest expense related to debt obligations for projects such as the North End Pressure Zone. There is an estimated increase of \$17,610 in depreciation expense related to newly acquired capital assets.

The Sewer Fund is proposed at an increase of \$303,198 or 4.7%. The increase mainly relates to an increase of \$206,055 in personal services, an increase of \$15,575 in purchased services, a decrease of \$49,725 in operating supplies and \$13,265 in other expenses. There is an estimated increase of \$40,991 in interest expense and \$20,000 in transfer into capital reserve fund. There is an increase of \$57,037 estimated for depreciation expense related to newly acquired capital assets.

The operations and maintenance portion of the Enterprise funds is reflected in the table to the right. This excludes depreciation, debt interest and transfers to capital reserves.

Operations & Maintenance				
Enterprise Funds	FY13	FY14	Change	% Chng
Water	2,575,424	2,609,650	34,226	1.3%
Sewer	3,360,107	3,545,277	185,170	5.5%
Total	5,935,531	6,154,927	219,396	3.7%

The Internal Service Funds (Workers Compensation, Fleet Maintenance, DoverNet and Central Stores) are also included for presentation purposes with the Enterprise section. The Special Revenue Funds make up the smallest share of the budgeted funds. Federal grant funds, including any related local match, make up the majority of the budgeted Special Revenue Funds. The major grant funds are the School Cafeteria, Education Federal Grant Funds and the Community Development Block Grant Fund. The remaining funds were created by the City Council such as the Parking Activity Fund and the Residential Solid Waste Fund.

In the proposed FY14 budget the Other Post Employment Benefit (OPEB) Liability Fund has been budgeted to centrally account for the City's OPEB obligations for retirees. As of June 30, 2012, the City has an estimated \$51.1 million OPEB liability and the Actuarial Determined Annual Required Contribution (ARC) is estimated at \$4,273,728. The proposed FY14 budget for the OPEB Liability Fund is \$1,385,130 for pay-as-you-go OPEB obligations for 97 retirees, an increase of \$72,018 or 5.48% over FY13 pay-as-you-go amount.

Utility Rates

The proposed budget reflects an increase to both the Water and Sewer rates. The utility rates are based on the cash needs of the Water and Sewer Funds. Depreciation expense and interest expense are deducted, along with other revenue

sources and actual principal and interest payments on debt are added back. This amount is then divided by the estimated billable volume in hundred cubic feet (HCF) to arrive at the rates.

Rates	FY13	FY14	Change	% Chng
Water/HCF	4.36	4.69	0.33	7.6%
Sewer/HCF	5.78	6.48	0.70	12.1%
Combined W/S	10.14	11.17	1.03	10.2%

Financial Conditions and Local Economy

Local Economy The local economic environment over the past fiscal year has improved very slightly except in specific sectors including advanced manufacturing and commercial construction, as well as a variety of services in architectural, cleaning, and fitness. General retail areas show small but consistent improvement. Economic Development activity continues to support existing business retention with some success despite the continued dearth of critically important credit and financing availability for local small businesses.

Through vigorous business relocation outreach coupled with stringent municipal spending restraint in the City's operations coupled with the approval of five Economic Revitalization Zone Districts have successfully brought forty-five new/ expanded businesses and 435 new jobs to Dover.

The expanding healthcare industry in the City, its proximity to UNH, Pease Tradeport, and the Portsmouth Shipyard have continued to add stability and diversity to the economic mix and has kept unemployment in Dover well below that of New Hampshire, New England, and the surrounding communities as well as the Nation. Becoming the fastest growing city in New Hampshire has helped Dover statistics as well.

New Hampshire's GDP and labor force in moderate decline since 2008, has now stabilized to some degree. At the conclusion of the 2012 fiscal year, the labor force of Dover has continued to grow about 1% per year with minor variations below and above the trend line.

Dover's local unemployment rate is currently 5.1% which is 0.4% higher than this time last year. The seasonally adjusted unemployment rate, consistently lower than that of the U.S. (8.3%) and the State of New Hampshire (5.4%), was up slightly at the end of fiscal year 2012; the national unemployment rate decreased by 0.8% in the same period.

In combination with the current economic environment and unemployment levels, the median household income in Dover increased by an estimated 1.25% from \$61,680 in FY11 to \$62,451 in FY12.

The number of motor vehicle permits increased to 30,838 in FY12 as compared to 29,280 in FY 11. The number of building permits increased from 358 in FY11 to 381 in FY12 and the average permit value increased from \$55,440 to \$62,427. Despite a slowing in residential development in Dover and across the country, commercial property development has continued at a slow pace throughout the year.

Although the residential development has slowed somewhat, the City saw moderate commercial growth during fiscal year 2012. Planning efforts have continued in anticipation of future residential and multi-use development projects being undertaken. Changes to land use regulations have been put in place to encourage both community character as well as streamline the regulations and remove barriers to context sensitive development.

Residential sales continue to improve slightly and are stabilizing as low mortgage rates and declining prices (now up slightly) are somewhat offset by more stringent down payment and credit quality requirements from lenders. Foreclosed properties continue to add to the unsold housing inventory on the market. The slight improvement in sales has affected the number of residential projects coming before the Planning Board. Projects now tend to be smaller and more market specific than in recent years.

Some commercial development has begun, heavily weighted in the rehabilitation sector. Some new construction projects have begun as financing options permit.

Hospitality industry development exists in proximity to the Liberty Mutual and Measured Progress campuses at the northern edge of the City. Current occupancy rates are improving rapidly with full occupancy being intermittently experienced.

The Exit 9 location on the Spaulding Turnpike has continued to enjoy development activity. The 100,000 sq. ft. medical practices building has reached full occupancy and a new dental group building and a dialysis facility has started operations.

In the downtown city core, the Childrens' Museum of New Hampshire continues to attract approximately 100,000 visitors annually to Dover bringing added vibrancy, customer traffic, and new dollars to downtown businesses and restaurants. Recently, there has been development of retail space within the Cochecho Falls Mill across the street from the Museum. This development shows the potential growth in retail uses along the Washington Street Corridor.

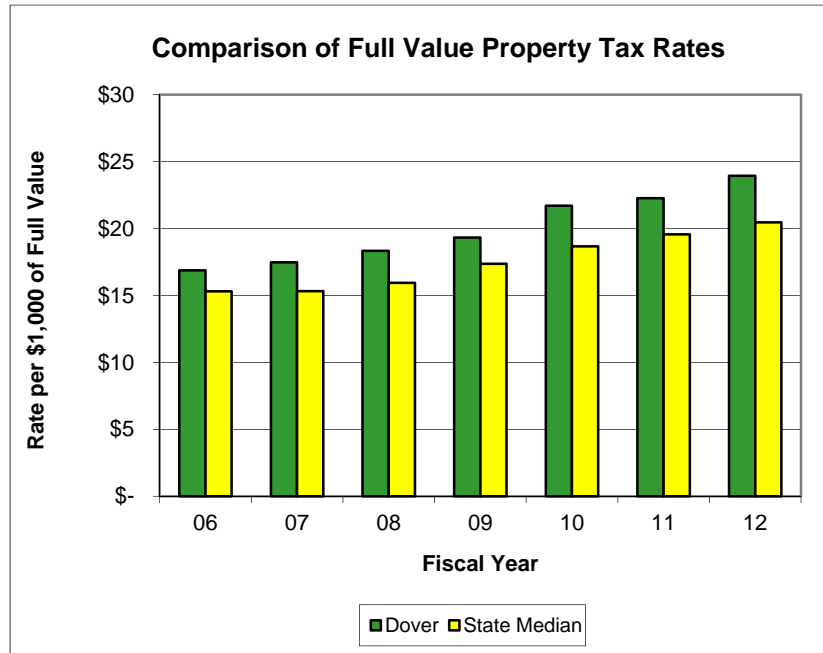
To further expand the downtown, the City has taken advantage of rezoning efforts in 2009 to create a more flexible and innovative development environment through the addition of the Form Based Code style of zoning. This zoning encourages mixed uses, and places a higher emphasis on height, massing and placement of a building than on the uses contained within the building. To date the Planning Board has reviewed three projects, including a conversion of 120,000 square feet of office space in the Cochecho Falls Mill into one hundred twenty (120) unit residential units. The demolition of the former office space has begun to make way for the work to be completed. These units will have dramatic views of the downtown Dover including the waterfront and will be rented to individuals.

The integration of the Dover waterfront redevelopment into the downtown continues with the opening of the Tommy and Mary Makem Memorial Bridge, extending Washington Street, and upgrade of the River Street Pump station. These additions coupled with the continued work of Dickenson Development to engineer and ultimately permit the portion of privately financed project includes commitments to construct high end residential units, more than 30,000 square feet of new retail and office space, boating facilities and a restaurant along the riverfront.

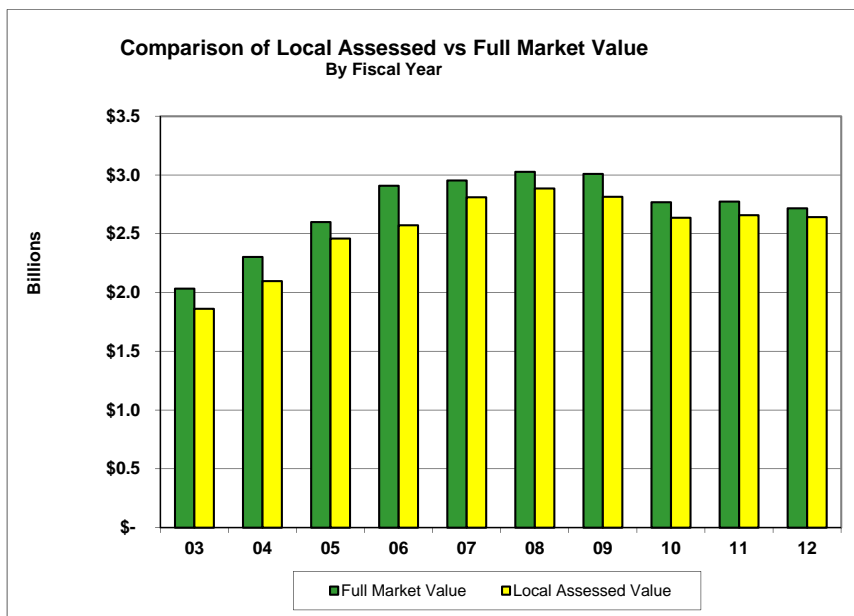
In the Locust Street industrial park, three new electronics assembly and component businesses are in a formerly vacant building, bringing 65 new jobs.

In the Enterprise Park, one new relocation candidate company is considering available parcels owned by DBIDA and another has purchased a DBIDA owned building it formerly leased. The purchase of the Cocheco Falls Mill by a mill developer is complete and is expected to bring 120 apartments to the downtown core. Efforts are continuing to develop City core infill projects to four City-owned parking lots along with a public parking garage.

The City's full value property tax rate remained stable in comparison to the NH State median. The median reflects the mid-point of all rates in the State. Because Dover remains approximately at the median, this means that about half of the tax rates in the State are higher than Dover's and about half are lower. This is a good measure of tax burden as all municipal assessed values are brought to full market value and tax rates equalized.



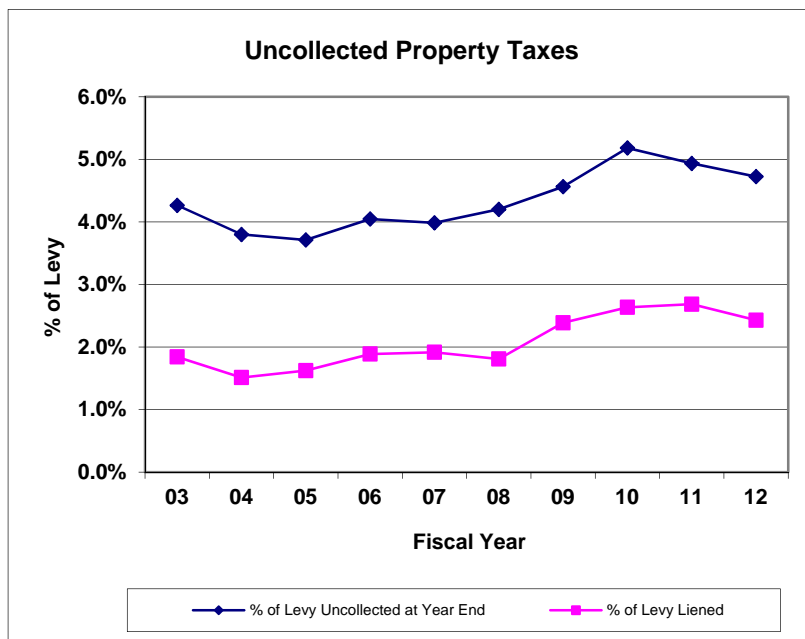
The recent trends in the national credit market continue to impact real estate activity throughout New England. While New Hampshire and Dover, in particular, are not immune, the level of increase in real estate transactions during the past year has been relatively small. The real estate sales activity in Dover for FY12 was 742 transactions versus 740 for FY11. This level of activity represents transfers of 7.5% of taxable parcels during FY12 remaining stable with the level of 7.5% in FY11. In conjunction with this activity, the number of taxable parcels increased from 9,873 in FY11 to 9,899 in FY12, a less than 0.01% increase. The stable volume of taxable parcels in combination



with a stabilization of property values has resulted in the estimated equalized property value per capita changing from \$92,051 for FY11 to \$89,532 in FY12, a decrease of 2.7% for the fiscal year.

Full market value as determined by the NH Department of Revenue Administration decreased 2.1% during the fiscal year. Assessed value as a

ratio of full market value was 97.3%. In the second half of fiscal year 2012 the City's assessed property values appeared to be demonstrating stabilization in values based on sales data. As of April 1, 2012 the City's overall assessed values demonstrated a .71% increase in value over the prior year.



The percentage of uncollected taxes for the current tax levy at the end of fiscal year 2012 decreased slightly to 4.7% as compared to 4.9% in FY11 (actual amount remaining unchanged at \$3.0 million). There were 355 parcels from the current tax levy with outstanding taxes that had a lien placed, down from 366 last year. The number of delinquent parcels decreased by 11, or 4.8%. The dollar amount of the liens decreased slightly to

2.4% of the tax levy as compared to 2.7% for last year. The actual amount of the executed lien decreased 4.8% from \$1,641,606 to \$1,563,176.

Financial Position The City's General Fund ended Fiscal Year 2012 with an increase

to its Unassigned Fund Balance of \$1,343,814 to \$7.28 million. The General Fund unassigned fund balance at June 30, 2012 was 8.21% of the FY13 budget (8% is the minimum requirement of the City Financial Policies). The Water Fund saw a decrease in unrestricted net assets of \$3.22 million, from \$3,205,197 to \$(10,698). The Water Fund decrease is primarily due to a \$3.29 million investment in capital assets during FY2012, the primary project being the North End Water Pressure Zone. The Sewer Fund saw a decrease in unrestricted net assets of \$1.73 million, from \$3,327,964 to \$1,602,236. A significant portion of the increase in unrestricted net assets of the Sewer Fund is the result of \$1.1 million investment in capital assets for the River Street Pump Station and Wastewater Treatment Facility Aeration Blower projects.

Unreserved Net Assets		
Fund	FY12	FY11
General	7,285,807	5,941,993
Water	(10,698)	3,205,197
Sewer	1,602,236	3,327,964
Total	8,877,345	12,475,154

In FY2009 the Arena Fund was dissolved into the City's General Fund. The City continues to be diligent to balance the fiscal operations of the Arena, including scheduled fee increases and expenditure control. The Arena operating results, inclusive of related debt obligations were revenues in excess of expenditures of \$64,809 in FY2012 and \$32,503 in FY2011.

The liquidity of the General, Water and Sewer Funds is good and continues to show a favorable trend. This is based on the quick ratio which is a measure of current assets (excluding inventories) divided by current liabilities. The General Fund had a quick ratio of 1.46 with Water and Sewer Funds of 1.42 and 2.07, respectively. A ratio of 1 is considered satisfactory.

The amount of debt incurred by the City remains below the State statutory limits as set forth in RSA 33:4-a for the City and School District, and RSA 33:5-a for the Water Fund. There is no statutory debt limit for the Sewer Fund. The State statutory limit for the City is 3% of Base valuation as determined by the New Hampshire Department of Revenue Administration (NH DRA), the statutory limit for the School District is 7% of Base valuation as determined by NH DRA, and the statutory limit for the Water Fund is 10% of base valuation as determined by NH DRA. As of June 30, 2012 the City had utilized 54.9% of its statutory debt limit, the School District utilized 14.7% of its statutory debt limit, and the Water Fund had utilized 5.3% of its statutory debt limit.

The City Council established self-imposed policy limits that are significantly lower than those set by State statute. As of June 30, 2012 the percent of the City's more conservative debt policy used was 84.5%, the School was 52.6%. General Fund net debt per capita is at \$2,288, an amount considered reasonable for a municipality the size of Dover. The General Fund's net debt to equalized value is 2.45%. The General Fund's net debt service as a percent of budget is 10.1%. Although this measure is higher than the 10% recommended by policy, it is partially as a result of a higher rate of debt pay down resulting in a favorable reduction in the cost for debt.

The Water fund is at 100% of the City Council self-imposed policy limit. The Sewer fund remained within the City Council self-imposed policy limits with 21.5% being utilized. Net debt service to budget in the Water Fund is 28.9% and 22.1% within the Sewer Fund, within the 40% set by policy.

In May 2012 Moody's downgraded the City's May 2010 Aa2 rating to an Aa3 rating. In May 2012 Standard & Poor's reaffirmed their May 2010 AA rating of the City.

Policy Monitoring, Long Term Financial Planning, and Responding to the Impact of the U.S. Economic Decline

On April 27, 2011 the City Council adopted a resolution to implement the 32 recommended financial policies. These adopted policies include maintaining all of the existing policy statements of 1996 with updates to several of the benchmark indices. In addition, several new policy statements are also included in the recommendations reflecting the most current best practices identified by the Government Finance Officers Association and the National Advisory Council on State and Local Budgeting. These financial policies address areas such as Stabilization Funds, Fees and Charges, Debt Issuance and Management, Use of One-Time and Unpredictable Revenues, Balanced Budgeting Practices, Revenue Diversification, and Contingency Planning. A copy of the financial policies adopted by the City Council is available on the City's website.

The City Council routinely adopts fiscal initiatives to respond to the changes in the economy that have resulted in impacts such as declines to non-property tax revenues and the community's tolerance for tax increases. The City Council has limited adoption of bonding authorizations to be consistent with the annual amount of debt being retired by the City's tax supported General Fund. The objective of this initiative is to move the City away from recurring debt financing and funding capital reserves at an appropriate level to move from debt financing certain capital outlay. These actions are consistent with the City's Debt Issuance and Management financial policies.

In FY2012 the City Manager, with the concurrence of the City Council, directed departments to manage expenditures to counter-balance both revenue shortfalls and increases in certain costs, while ensuring that operations resulted in a General Fund balance that is consistent with increasing the unassigned balance to 8% as prescribed by policy. The City Administration conducts an on-going evaluation of fiscal operations to insure that expenditures are managed in concert with revenues to insure General Fund Balance is maintained consistent with City policy limit. In FY2012 the City reached the prescribed 8% policy for unassigned General Fund Balance by ending the year with an 8.2% level.

In FY2012 the City was successful in contributing 5% of the actuarially calculated OPEB Annual Required Contribution to an established dedicated fund. This action is consistent with the City's financial policy objective for managing and prefunding the City's OPEB obligations.

In FY2012 the City, consistent with financial policies, maintained sufficient annual contributions into the General Fund Capital Reserve, Water Fund Capital Reserve and Sewer Fund Capital Reserve.

The City recognizes the importance of a formal process for long term financial planning and forecasting. The City has procured a formal forecasting software application to aid in financial planning. The City has populated the software with the necessary data and has utilized this tool to provide insight to evaluating policy recommendations. The software is utilized to provide formal fiscal forecasting reports complete with national, regional, and local economic overviews and a 5-year projection of both General Fund operations and tax levy impacts as part of the budget process.

ESTIMATED REVENUES & APPROPRIATIONS - ALL BUDGETED FUNDS

Fund Name	Budget		Fund Bal @ 6/30/13 Est.	Budget		Incr (Decr) to Fund Bal	Fund Bal @ 6/30/14 Est.	
	Type	Dept.		Est. Revenue	Appropriations			
	(1)					(2)	(3)	
Governmental Funds:								
1000	General Fund	Annual	Various	7,102,020	90,866,901	90,866,901	-	7,102,020
Special Revenue Funds:								
2100	Community Development Fund	Grant	Planning	(75,000)	373,900	373,900	-	(75,000)
2210	Drug Investigation/Community Policing Fund	Grant	Police	76,771	98,654	98,654	-	76,771
2220	Dover Housing Authority Policing	Grant	Police	(2,276)	111,330	111,330	-	(2,276)
2245	DHHS Assistance Programs	Grant	Police	(39,535)	125,000	125,000	-	(39,535)
3207	Public Safety Special Details	Annual	Police & Fire	(18,606)	344,500	344,500	-	(18,606)
3213	Parking Activity Fund	Annual	Police	13,896	561,280	561,280	-	13,896
3320	Residential Solid Waste Fund	Annual	Comm Serv	230,516	950,663	950,663	-	230,516
3381	McConnell Center Fund	Annual	Comm Serv	(400,000)	793,738	793,738	-	(400,000)
3410	Recreation Programs Fund	Annual	Comm Serv	317,748	580,723	580,723	-	317,748
3455	Library Fines Fund	Annual	Library	16,212	60,852	60,852	-	16,212
2800	Cafeteria Fund	Grant	School	297,868	1,521,164	1,521,164	-	297,868
2820	Federal Education Grants Fund	Grant	School	3,190	2,786,174	2,786,174	-	3,190
2900	Special Programs & Grants Fund	Grant	School	4,361	60,000	60,000	-	4,361
3810	Tuition Programs Fund	Annual	School	(15,000)	147,000	147,000	-	(15,000)
3825	Alternative Education Fund	Annual	School	2,617	546,700	546,700	-	2,617
3830	School Facilities Fund	Annual	School	241,401	159,848	159,848	-	241,401
	Total Special Revenue Funds			654,163	9,221,526	9,221,526	-	654,163
Proprietary Funds:								
Enterprise Funds								
5300	Water Fund	Annual	Comm Serv	2,500,000	4,853,514	4,853,514	-	2,500,000
5320	Sewer Fund	Annual	Comm Serv	4,000,000	6,707,525	6,707,525	-	4,000,000
	Total Enterprise			6,500,000	11,561,039	11,561,039	-	6,500,000
Internal Service Funds								
3500	OPEB Liability Fund	Annual	Various	675,000	1,385,130	1,385,130	-	675,000
6100	DoverNet Fund	Annual	City Mgr	325,000	637,770	637,770	-	325,000
6110	Central Stores Fund	Annual	Finance	45,000	105,154	105,154	-	45,000
6310	Fleet Maintenance Fund	Annual	Comm Serv	75,000	787,102	787,102	-	75,000
6800	Workers Compensation Fund	Annual	City Mgr	(175,000)	670,772	670,772	-	(175,000)
	Total Internal Service			945,000	3,585,928	3,585,928	-	945,000
Total All Budgeted Funds				15,201,183	115,235,394	115,235,394	-	15,201,183

Notes:

- (1) "Grant" reflects funds whose revenues are restricted to specific purposes. "Annual" reflects funds which the city sets the purpose of spending.
- (2) This column reflects Estimated Revenue less Appropriations. These amounts represent the budgeted change to the amount of Fund Balance.
- (3) Estimated Fund Balance reflects the change to Fund Balance per the budget added to the Fund Balance for the end of the fiscal year. These amounts do not reflect other non-budget basis adjustments that may occur according to generally accepted accounting principles.

NET ASSETS - ALL BUDGETED FUNDS

Fund Name	Budget Type	Dept.	Fiscal Year End								Estimated
			06	07	08	09	10	11	12	13	
(1)											
UNRESERVED NET ASSETS:											
1000 General Fund	Annual	Various	4,796,633	5,068,952	5,517,018	5,114,311	5,477,269	5,941,993	7,285,806	7,102,020	
Special Revenue Funds:											
2100 Community Development Fund(2)	Grant	Planning	(115,124)	(66,365)	(87,597)	(72,225)	(137,090)	(280,904)	(260,957)	(75,000)	
2210 Drug Investigation/Community Policing Fund	Grant	Police	(45,266)	(19,344)	20,491	4,500	(82,430)	(79,904)	76,771	76,771	
2220 Dover Housing Authority Policing	Grant	Police	NA	NA	NA	11,032	11,737	12,637	(2,276)	(2,276)	
2245 DHHS - Assistance Programs	Grant	Police	NA	NA	NA	40,786	(7,141)	(39,573)	(52,563)	(39,535)	
3207 Public Safety Special Details	Annual	Police/Fire	NA	27,533	83,818	65,481	90,828	82,036	(18,606)	(18,606)	
3213 Parking Activity Fund	Annual	Police	144,879	97,761	62,740	70,145	117,605	123,795	138,956	13,896	
3320 Residential Solid Waste Fund	Annual	Comm Serv	(64,649)	43,252	67,173	70,030	53,247	164,009	230,516	230,516	
3381 McConnell Center Fund	Annual	Comm Serv	11,276	(75,796)	(429,702)	(487,258)	(691,882)	(595,307)	(497,700)	(400,000)	
3410 Recreation Programs Fund	Annual	Comm Serv	144,735	194,630	273,942	291,085	337,498	354,748	337,748	317,748	
3455 Library Fines Fund	Annual	Library	51,573	57,059	59,192	64,492	39,492	33,966	25,212	16,212	
2800 Cafeteria Fund	Grant	School	102,753	99,079	7,941	51,714	123,619	235,633	297,868	297,868	
2820 Federal Education Grants Fund	Grant	School	69,626	77,709	143,409	138,000	97,397	(12,981)	3,190	3,190	
2900 Special Programs & Grants Fund	Grant	School	5,855	5,855	3,119	5,039	(15,744)	(3,483)	4,361	4,361	
3810 Tuition Programs Fund	Annual	School	17,014	5,841	42,243	59,649	(1,776)	4,128	(6,228)	(15,000)	
3825 Alternative Education Fund	Annual	School	11,240	100,043	120,946	65,087	98,267	39,494	20,556	2,617	
3830 Education Facilities Fund	Annual	School	62,571	93,574	100,139	140,894	180,912	166,200	241,401	241,401	
Total Special Revenue Funds			396,483	640,831	467,854	518,451	214,539	204,494	538,249	654,163	
UNRESTRICTED NET ASSETS:											
Enterprise Funds											
5300 Water Fund	Annual	Comm Serv	1,838,089	852,301	173,163	187,702	1,070,952	3,205,197	2,733,914	2,500,000	
5320 Sewer Fund	Annual	Comm Serv	3,931,850	2,927,444	846,491	704,340	2,060,818	3,327,964	4,298,694	4,000,000	
Total Enterprise			5,769,939	3,779,745	1,019,654	892,042	3,131,770	6,533,161	7,032,608	6,500,000	
Internal Service Funds											
3500 OPEB Liability Fund	Annual	Various	NA	NA	NA	NA	0	0	285,548	675,000	
6100 DoverNet Fund	Annual	City Mgr	230,978	271,145	113,013	192,555	177,701	324,930	275,289	325,000	
6110 Central Stores Fund	Annual	Finance	33,918	42,121	49,629	70,957	56,774	51,154	46,125	45,000	
6310 Fleet Maintenance Fund	Annual	Comm Serv	135,205	118,459	91,305	155,424	41,803	(12,533)	52,944	75,000	
6800 Workers Compensation Fund	Annual	City Mgr	35,618	(20,123)	111,428	146,109	607,098	635,447	242,985	(175,000)	
Total Internal Service			435,719	411,602	365,375	565,045	883,376	998,998	902,891	945,000	
Total All Budgeted Funds			11,398,774	9,901,130	7,369,901	7,089,850	9,706,954	13,678,646	15,759,554	15,201,183	

Notes:

- (1) "Grant" reflects funds whose revenues are restricted to specific purposes. "Annual" reflects funds which the city sets the purpose of spending.
(2) Represents various block grant years. Deficits are covered by future drawdowns from the US Dept. of HUD.

GENERAL FUND

Proposed (City Only Tax Cap)

Summary of City Manager Proposed By Department		FY 13 City Council Adopted	FY 14 Department Requests	City Mgr Changes	FY 14 City Mgr Proposed	FY14-13 Increase (Decrease)	% Incr (Decr)
APPROPRIATIONS							
CITY COUNCIL							
41110	City Council	461,065	599,074	(187,375)	411,699	(49,366)	-10.7%
EXECUTIVE							
41320	City Manager's Office	404,536	422,667	(603)	422,064	17,528	4.3%
41530	City Attorney's Office	244,443	253,432	(178)	253,254	8,811	3.6%
46510	Business Assistance	130,000	130,000	0	130,000	0	0.0%
	Total Executive Dept.	778,979	806,099	(781)	805,318	26,339	3.4%
FINANCE							
41511	Finance & Accounting	751,612	784,067	(1,633)	782,434	30,822	4.1%
41513	Tax Assessment Division	404,098	410,075	(546)	409,529	5,431	1.3%
41520	City Clerk & Tax Collection Division	392,186	402,938	(387)	402,551	10,365	2.6%
41525	Elections	39,869	26,217	0	26,217	(13,652)	-34.2%
	Total Finance Dept.	1,587,765	1,623,297	(2,566)	1,620,731	32,966	2.1%
PLANNING							
41910	Planning Department	463,527	502,503	(10,962)	491,541	28,014	6.0%
	Total Planning Dept.	463,527	502,503	(10,962)	491,541	28,014	6.0%
POLICE							
42110	Police Department - Administration	241,267	252,259	(461)	251,798	10,531	4.4%
42120	Police Field Operations	3,532,362	3,892,581	(148,753)	3,743,828	211,466	6.0%
42150	Police Support	2,332,278	2,540,280	(10,386)	2,529,894	197,616	8.5%
42180	Public Safety Dispatch	812,996	699,299	(1,402)	697,897	(115,099)	-14.2%
	Total Police Dept.	6,918,903	7,384,419	(161,002)	7,223,417	304,514	4.4%
FIRE & RESCUE							
42210	Fire & Rescue Administration	304,749	328,619	(4,865)	323,754	19,005	6.2%
42220	Fire & Rescue Suppression	5,987,565	6,508,058	(143,918)	6,364,140	376,575	6.3%
42250	Inspection Services	452,795	529,315	(50,875)	478,440	25,645	5.7%
42280	Fire & Rescue Buildings	94,407	101,433	(7,500)	93,933	(474)	-0.5%
	Total Fire & Rescue	6,839,516	7,467,425	(207,158)	7,260,267	420,751	6.2%
COMM SERV - PUBLIC WORKS							
43111	CSD - Administration	93,347	97,087	(168)	96,919	3,572	3.8%
43112	CSD - Engineering	240,850	244,502	(532)	243,970	3,120	1.3%
43121	CSD - Streets	1,544,141	3,138,108	(1,260,947)	1,877,161	333,020	21.6%
43125	CSD - Snow Removal	445,072	470,527	(20,000)	450,527	5,455	1.2%
43155	CSD - Storm Water	867,943	1,010,245	(118,334)	891,911	23,968	2.8%
43160	CSD - Street Lighting	286,442	286,380	0	286,380	(62)	0.0%
43180	CSD - Facilities & Grounds	846,003	964,756	(1,189)	963,567	117,564	13.9%
41941	CSD - General Gov't Buildings	290,376	246,250	0	246,250	(44,126)	-15.2%
41951	CSD - Cemetery	183,522	188,384	(209)	188,175	4,653	2.5%
43240	CSD - Recycling & Waste Mgmt	599,395	617,243	(4,597)	612,646	13,251	2.2%
	Total Public Works	5,397,091	7,263,482	(1,405,976)	5,857,506	460,415	8.5%
RECREATION							
45110	Recreation Administration	276,575	288,617	(3,243)	285,374	8,799	3.2%
45120	Recreation Programs	45,210	58,762	(12,250)	46,512	1,302	2.9%
45121	McConnell Center	187,898	185,009	0	185,009	(2,889)	-1.5%
45124	Indoor Pool	426,414	435,879	(5,309)	430,570	4,156	1.0%
45125	Thompson Pool	125,516	126,409	(2,000)	124,409	(1,107)	-0.9%
45149	Arena	940,627	972,867	(35,912)	936,955	(3,672)	-0.4%
	Total Recreation	2,002,240	2,067,543	(58,714)	2,008,829	6,589	0.3%
PUBLIC LIBRARY							
45500	Public Library	1,056,273	1,069,721	(13,639)	1,056,082	(191)	0.0%

GENERAL FUND

Proposed (City Only Tax Cap)

Summary of City Manager Proposed By Department

Function	Description	FY 13 City Council Adopted	FY 14 Department Requests	City Mgr Changes	FY 14 City Mgr Proposed	FY14-13 Increase (Decrease)	% Incr (Decr)
APPROPRIATIONS (CONT.)							
PUBLIC WELFARE							
44410	Public Welfare - Administration	254,568	267,809	(642)	267,167	12,599	4.9%
44430	Public Welfare - General Assistance	575,285	674,100	(98,100)	576,000	715	0.1%
	Total Human Services	829,853	941,909	(98,742)	843,167	13,314	1.6%
	TOTAL DEPARTMENT APPROP	26,335,212	29,725,472	(2,146,915)	27,578,557	1,243,345	4.7%
OTHER CHARGES							
41991	Misc General Government	841,408	864,780	38,578	903,358	61,950	7.4%
47100	Debt Service - City	5,701,702	5,871,476	0	5,871,476	169,774	3.0%
49000	Transfers	2,122,757	2,581,172	0	2,581,172	458,415	21.6%
	Total Other Charges	8,665,867	9,317,428	38,578	9,356,006	690,139	8.0%
	TOTAL CITY GENERAL FUND APPROPRIATIONS	35,001,079	39,042,900	(2,108,337)	36,934,563	1,933,484	5.5%

ESTIMATED REVENUE, TAXES AND ASSESSED VALUE

ESTIMATED REVENUE							
	City Revenues	10,326,689	11,628,438	0	11,628,438	1,301,749	12.6%
	Less County Portion of BPT		0		0	0	0.0%
	Use of Fund Balance	0	0	0	0	0	NA
	TOTAL OTHER REVENUE	10,326,689	11,628,438	0	11,628,438	1,301,749	12.6%
	TOTAL CITY ESTIMATED REVENUES	10,326,689	11,628,438	0	11,628,438	1,301,749	
PROPERTY TAXES							
	City Property Taxes	25,345,713	28,085,785	(2,108,337)	25,977,448	631,735	2.5%
	Use of Fund Balance Impact	0	0	0	0	0	0.0%
	Less Veteran Credit	(671,323)	(671,323)	0	(671,323)	0	0.0%
	Total City Property Tax	24,674,390	27,414,462	(2,108,337)	25,306,125	631,735	2.5%
	NET CITY PROPERTY TAX LEVY	24,674,390	27,414,462	(2,108,337)	25,306,125	631,735	0
ASSESSED VALUE							
	Gross Assesed Value (1)	2,660,984.300	2,675,984.300	0.000	2,675,984.300	15,000.000	0.6%
	Less Exemptions to Value (1)	(48,980.100)	(48,980.100)	0.000	(48,980.100)	0.000	0.0%
	NET ASSESSED VALUE (000s)	2,612,004.200	2,627,004.200	0.000	2,627,004.200	15,000.000	0.6%

ESTIMATED TAX RATE INFORMATION

CITY MANAGER PROPOSED							
	City	9.71	10.69	(0.80)	9.89	0.18	1.9%
	Use of Fund Balance Credit	0.00	0.00	0.00	0.00	0.00	NA
	Net City	9.71	10.69	(0.80)	9.89	0.18	1.9%
	ESTIMATED CITY TAX RATE	9.71	10.69	(0.80)	9.89	0.18	1.9%

GENERAL FUND

Proposed (School Only Tax Impact)

Summary of City Manager Proposed By Department		FY 13 City Council Adopted	FY 14 Department Requests	City Mgr Changes	FY 14 City Mgr Proposed	FY14-13 Increase (Decrease)	% Incr (Decr)
Function	Description						
APPROPRIATIONS							
EDUCATION							
46900	School Department Appropriation	42,264,590	42,311,411	0	42,311,411	46,821	0.1%
47190	Debt Service - School	3,988,329	3,914,453	0	3,914,453	(73,876)	-1.9%
TOTAL SCHOOL GENERAL FUND APPROPRIATIONS		46,252,919	46,225,864	0	46,225,864	(27,055)	-0.1%
ESTIMATED REVENUE, TAXES AND ASSESSED VALUE							
	School Local Revenues	12,559,976	11,568,946	0	11,568,946	(991,030)	-7.9%
	Use of Fund Balance	0	0	0	0	0	NA
TOTAL OTHER REVENUE		12,559,976	11,568,946	0	11,568,946	(991,030)	-7.9%
PROPERTY TAXES							
	Local School Property Tax	27,124,864	28,123,068	0	28,123,068	998,204	3.7%
	State School Property Tax	6,568,079	6,533,850	0	6,533,850	(34,229)	-0.5%
Total Education Property Tax		33,692,943	34,656,918	0	34,656,918	963,975	2.9%
NET EDUCATION PROPERTY TAX LEVY		33,692,943	34,656,918	0	34,656,918	963,975	2.9%
ASSESSED VALUE							
	Gross Assesed Value (1)	2,660,984.300	2,675,984.300	0.000	2,675,984.300	15,000.000	0.6%
	Less Exemptions to Value (1)	(48,980.100)	(48,980.100)	0.000	(48,980.100)	0.000	0.0%
NET ASSESSED VALUE (000s)		2,612,004.200	2,627,004.200	0.000	2,627,004.200	15,000.000	0.6%
ESTIMATED TAX RATE INFORMATION							
SCHOOL BOARD PROPOSED BUDGET							
	School - Local	10.38	10.71	0.00	10.71	0.33	3.2%
	School - State (2)	2.55	2.52	0.00	2.52	(0.03)	-1.2%
	Net School	12.93	13.23	0.00	13.23	0.30	2.3%
ESTIMATED SCHOOL TAX RATE		12.93	13.23	0.00	13.23	0.30	2.3%
(2) Applies to non-utility properties							

GENERAL FUND

Proposed (County Only Tax Impact)

Summary of City Manager Proposed By Department		FY 13 City Council Adopted	FY 14 Department Requests	City Mgr Changes	FY 14 City Mgr Proposed	FY14-13 Increase (Decrease)	% Incr (Decr)
Function	Description						
APPROPRIATIONS							
48000	COUNTY TAX	7,521,254	7,706,474	0	7,706,474	185,220	2.5%
TOTAL COUNTY GENERAL FUND APPROPRIATIONS		7,521,254	7,706,474	0	7,706,474	185,220	2.5%
ESTIMATED REVENUE, TAXES AND ASSESSED VALUE							
	ESTIMATED REVENUE	0	0	0	0	0	0.0%
TOTAL OTHER REVENUE		0	0	0	0	0	0.0%
PROPERTY TAXES							
	County Tax Levy	7,521,254	7,706,474	0	7,706,474	185,220	2.5%
NET COUNTY PROPERTY TAX LEVY		7,521,254	7,706,474	0	7,706,474	185,220	2.5%
ASSESSED VALUE							
	Gross Assesed Value (1)	2,660,984.300	2,675,984.300	0.000	2,675,984.300	15,000.000	0.6%
	Less Exemptions to Value (1)	(48,980.100)	(48,980.100)	0.000	(48,980.100)	0.000	0.0%
NET ASSESSED VALUE (000s)		2,612,004.200	2,627,004.200	0.000	2,627,004.200	15,000.000	0.6%
ESTIMATED TAX RATE INFORMATION							
COUNTY							
		2.88	2.93	0.00	2.93	0.05	1.9%
ESTIMATED COUNTY TAX RATE		2.88	2.93	0.00	2.93	0.05	1.9%

GENERAL FUND

Proposed (City Only Tax Cap)

Summary of City Manager Proposed						
By Department						
Function Description	FY 13 City Council Adopted	FY 14 Department Requests	City Mgr Changes	FY 14 City Mgr Proposed	FY14-13 Increase (Decrease)	% Incr (Decr)
By Budget Category						
Estimated Revenue:						
Taxes - Property	65,888,587	69,777,854	(2,108,337)	67,669,517	1,780,930	2.7%
Taxes - Other	416,500	416,500	0	416,500	0	0.0%
Licenses & Permits	4,220,905	4,392,780	0	4,392,780	171,875	4.1%
Intergovernmental	1,976,430	2,065,412	0	2,065,412	88,982	4.5%
Charges for Services	3,056,986	3,159,253	0	3,159,253	102,267	3.3%
Misc. Revenue	363,143	1,266,805	0	1,266,805	903,662	248.8%
Operating Transfers In	292,725	327,688	0	327,688	34,963	11.9%
Total City	76,215,276	81,406,292	(2,108,337)	79,297,955	3,082,679	4.0%
Education	12,559,976	11,568,946	0	11,568,946	(991,030)	-7.9%
Budgetary Use of Fund Balance	0	0	0	0	0	0.0%
TOTAL EST REVENUE	88,775,252	92,975,238	(2,108,337)	90,866,901	2,091,649	2.4%
Appropriations:						
10 Personal Services	19,227,137	20,801,473	(438,530)	20,362,943	1,135,806	5.9%
30 Purchased Services	3,221,231	3,375,650	(133,291)	3,242,359	21,128	0.7%
60 Supplies	2,393,304	2,422,068	(50,120)	2,371,948	(21,356)	-0.9%
70 Capital Outlay	1,274,169	2,702,616	(1,271,396)	1,431,220	157,051	12.3%
80 Other Expenses	813,151	1,002,961	(195,000)	807,961	(5,190)	-0.6%
91 Operating Transfers Out	2,370,385	2,866,656	(20,000)	2,846,656	476,271	20.1%
92 Debt Service - City	5,701,702	5,871,476	0	5,871,476	169,774	3.0%
Total City Appropriations	35,001,079	39,042,900	(2,108,337)	36,934,563	1,933,484	5.5%
95 Education	42,264,590	42,311,411	0	42,311,411	46,821	0.1%
92 Debt Service - School	3,988,329	3,914,453	0	3,914,453	(73,876)	-1.9%
Total Education	46,252,919	46,225,864	0	46,225,864	(27,055)	-0.1%
99 Intergovernmental	7,521,254	7,706,474	0	7,706,474	185,220	2.5%
TOTAL APPROPRIATIONS	88,775,252	92,975,238	(2,108,337)	90,866,901	2,091,649	2.4%

GENERAL FUND

Major Budget Changes & Tax Rate Impact		Budget Change Incr(Decr)	Tax Rate Impact In Dollars
Acct	Description:		
<u>General Fund Appropriations - City Portion</u>			
41-4200 Personal Services		1,135,806	0.43
	Salaries & Wages	241,378	0.09
4130	Overtime Pay	72,582	0.03
4211	Health Insurance	86,591	0.03
	Net maximum increase of 4.9% to rates		
4220	Fica	3,684	0.00
4225	Medicare	3,094	0.00
4230	Retirement	488,264	0.19
4260	Workers Comp Insurance	192,845	0.07
4295	Compensated Absences	38,578	0.02
	All Other 4100 & 4200 series accounts with changes less than \$10,000	8,790	0.00
43-4500 Purchased Services		21,128	0.01
4334	Legal Services	-	-
4339	Consulting Services	7,529	0.01
4411	Water & Sewer Expense	10,400	
4420	Waste Collection Services	(5,000)	(0.00)
4421	Waste Disposal Services	14,600	0.01
4422	Contract Snowplowing	-	-
4432	Maint Chrgs - Impr o/t Buildings	9,000	0.00
4435	Maint Chrgs - Office Equipment	(10,845)	(0.00)
4441	Rental of Land & Buildings	(2,721)	(0.00)
	Various Depts		
4531	Telecommunications	(527)	-
4550	Printing & Binding	(100)	-
	All Other 4300 - 4500 series accounts with changes less than \$10,000	(1,208)	-
4600 Supplies and Materials		(21,356)	(0.01)
4611	Office Supplies	3,045	0.00
4612	Operating Supplies	597	-
4615	Clothing & Uniforms	(6,315)	(0.00)
4621	Natural Gas	(2,127)	(0.00)
4622	Electricity	(24,847)	(0.01)
	Various Dept		
4626	Vehicle Fuels	(13,314)	(0.01)
4635	Medicinal Supplies	(100)	-
4661	Fleet Maint Charge	16,715	0.01
	All Other 4600 series accounts with changes less than \$10,000	4,990	0.00
4700 Capital Outlay		157,051	0.06
	Land Improvements	100,000	0.04
	Building Improvements	(44,500)	(0.02)
	Improvements O/T Bldgs	186,604	0.07
	Machinery & Equipment	(15,000)	(0.01)
	Light Vehicles	-	-
	Computers & Communications Equip	(96,970)	(0.04)
	Books & Collections	1,917	0.00
	Bridges	25,000	0.01
4800 Other Expenses		(5,190)	-
4835	Grants/Subsidy	(55,567)	(0.02)
4840	Contingency	88,936	0.03
4891	Abatements	(42,500)	(0.02)
	All Other 4800 series accounts with changes less than \$10,000	21,441	0.01
4910 Operating Transfers		476,271	0.18
4912	Transfer to Special Revenue	476,271	0.18
4915	Transfer to Enterprise	-	-
4918	Transfer to Trust	-	-
	Transfer to Capital Reserve		CIP

GENERAL FUND

Major Budget Changes & Tax Rate Impact		Budget Change Incr(Decr)	Tax Rate Impact In Dollars
Acct	Description:		
4920	Debt Service - City	169,774	0.06
4920	Bond Principal Payments	217,850	0.08
4921	Interest - Bonds Payments	(48,076)	(0.02)
Summary of City Appropriations Change			
Operating Appropriations		1,606,659	
Capital Outlay and Capital Transfers		157,051	
Debt Service		169,774	
Total City Appropriation Change from Previous Year		1,933,484	0.73

General Fund Estimated Revenue - City Portion		Est Rev (Incr)Decr	Tax Rate Incr(Decr)
3100	Taxes - Non-property	-	-
3200	Licenses & Permits	(171,875)	(0.07)
3300	Intergovernmental	(88,982)	(0.03)
3400	Charges for Services	(102,267)	(0.04)
3500	Misc Revenue	(903,662)	(0.34)
3800	Operating Transfers	(149,963)	(0.06)
3900	Other Financing Sources	115,000	0.04
Total City Estimated Revenue Change from Previous Year		(1,301,749)	(0.50)
City Sub-Totals			
Total Tax Levy Changes & Tax Rate Impact - City Portion		631,735	0.23

Summary of Changes in Property Taxes and Tax Rate:		Tax Levy Incr(Decr)	Tax Rate Incr(Decr)
City Portion - Net of Operating Appropriations & Revenue		304,910	0.11
Capital Outlay and Capital Transfers		157,051	0.06
Debt Service		169,774	0.06
Change in Use of Fund Balance		-	-
Change in Veterans Tax Credit		-	-
Impact of Property Valuation Change		-	(0.05)
Total City		631,735	0.18
Local School Portion - Net of Appropriations and Revenue		1,072,080	0.42
Debt Service		(73,876)	(0.03)
School Portion - State Levy		(34,229)	(0.03)
Impact of Property Valuation Change		-	(0.06)
Total School		963,975	0.30
County Portion		185,220	0.07
Impact of Property Valuation Change		-	(0.02)
Total County		185,220	0.05
Total Impact on Property Taxes and Tax Rate		1,780,930	0.53
Assessed Value Change and Impact on Tax Rate included above		Assessed Value Change	Tax Rate Incr(Decr)
Total Impact of Property Valuation Change		15,000,000	(0.13)

GENERAL FUND - Budget History Sheet

Amounts reflect budget at time of tax rate setting.

	2004	2005	2006	2007	2008	2009	2010	2011	2012	2013	Proposed 2014			
APPROPRIATIONS:												5 Yr Ann %	10 Yr Ann %	
City	19,759,074	21,276,834	22,516,057	23,328,139	24,100,845	24,849,889	25,881,933	26,909,579	28,429,262	29,299,377	31,063,087		4.63%	4.63%
City Debt	3,542,179	3,571,716	3,981,736	4,343,010	5,132,330	5,347,514	6,045,608	5,973,187	5,828,662	5,701,702	5,871,476		1.89%	5.18%
Total City	23,301,253	24,848,550	26,497,793	27,671,149	29,233,175	30,197,403	31,927,541	32,882,766	34,257,924	35,001,079	36,934,563		4.11%	4.71%
School	30,922,459	32,065,504	34,363,074	36,203,218	37,912,706	39,216,997	40,699,081	40,468,900	41,638,606	42,264,590	42,311,411		1.53%	3.19%
School Debt	2,316,331	2,448,119	2,598,888	2,799,270	3,689,854	3,761,338	3,934,140	4,245,221	4,075,515	3,988,329	3,914,453		0.80%	5.39%
Total School	33,238,790	34,513,623	36,961,962	39,002,488	41,602,560	42,978,335	44,633,221	44,714,121	45,714,121	46,252,919	46,225,864		1.47%	3.35%
County	4,639,183	4,336,892	5,454,815	5,750,204	6,035,072	6,772,323	7,030,640	7,033,271	7,303,817	7,521,254	7,706,474		2.62%	5.21%
Total	61,179,226	63,699,065	68,914,570	72,423,841	76,870,807	79,948,061	83,591,402	84,630,158	87,275,862	88,775,252	90,866,901		2.59%	4.04%
Dollar Change												5 Yr Cum \$	10 Yr Cum \$	
City	1,397,786	1,547,297	1,649,243	1,173,356	1,562,026	964,228	1,730,138	955,225	1,375,158	743,155	1,933,484		6,737,160	13,633,310
School	1,308,334	1,274,833	2,448,339	2,040,526	2,600,072	1,375,775	1,654,886	80,900	1,000,000	538,798	(27,055)		3,247,529	12,987,074
County	943,938	(302,291)	1,117,923	295,389	284,868	737,251	258,317	2,631	270,546	217,437	185,220		934,151	3,067,291
Total	3,650,058	2,519,839	5,215,505	3,509,271	4,446,966	3,077,254	3,643,341	1,038,756	2,645,704	1,499,390	2,091,649		10,918,840	29,687,675
Percent Change														
City	6.38%	6.64%	6.64%	4.43%	5.64%	3.30%	5.73%	2.99%	4.18%	2.17%	5.52%			
School	4.10%	3.84%	7.09%	5.52%	6.67%	3.31%	3.85%	0.18%	2.24%	1.18%	-0.06%			
County	25.54%	-6.52%	25.78%	5.42%	4.95%	12.22%	3.81%	0.04%	3.85%	2.98%	2.46%			
Total	6.34%	4.12%	8.19%	5.09%	6.14%	4.00%	4.56%	1.24%	3.13%	1.72%	2.36%			
	2004	2005	2006	2007	2008	2009	2010	2011	2012	2013	2014			
REVENUES:												5 Yr Ann %	10 Yr Ann %	
Property Tax - City	15,270,024	16,444,337	17,472,361	18,123,568	19,974,876	20,343,274	21,429,921	22,592,315	24,047,953	24,674,390	25,306,125		4.46%	5.18%
Property Tax - Local School	12,421,536	16,302,137	19,413,741	20,901,778	22,735,976	24,296,444	24,640,583	24,944,661	26,608,346	27,124,864	28,123,068		2.97%	8.51%
Property Tax - State School	8,716,438	6,701,724	6,477,735	6,494,080	6,476,696	6,292,003	6,431,633	6,558,455	6,389,999	6,568,079	6,533,850		0.76%	-2.84%
Property Tax - Total School	21,137,974	23,003,861	25,891,476	27,395,858	29,212,672	30,588,447	31,072,216	31,503,116	32,998,345	33,692,943	34,656,918		2.53%	5.07%
Property Tax - County	4,589,131	4,286,840	5,404,763	5,700,152	5,872,169	6,722,271	7,030,640	7,033,271	7,303,817	7,521,254	7,706,474		2.77%	5.32%
Total Property Tax	40,997,129	43,735,038	48,768,600	51,219,578	55,059,717	57,653,992	59,532,777	61,128,702	64,350,115	65,888,587	67,669,517		3.26%	5.14%
Other Sources:														
City	7,981,281	8,454,265	9,075,484	9,172,633	9,421,202	9,904,181	10,497,620	10,290,451	10,209,971	10,326,689	11,628,438		3.26%	3.84%
School	12,100,816	11,509,762	11,070,486	11,606,630	12,389,888	12,389,888	13,561,005	13,211,005	12,715,776	12,559,976	11,568,946		-1.36%	-0.45%
Use of Fund Balance	100,000	-	-	425,000	-	-	-	-	-	-	-		0.00%	-100.00%
Total	20,182,097	19,964,027	20,145,970	21,204,263	21,811,090	22,294,069	24,058,625	23,501,456	22,925,747	22,886,665	23,197,384		0.80%	1.40%
Dollar Change												5 Yr Cum \$	10 Yr Cum \$	
Property Tax - City	604,026	1,174,313	1,028,024	651,207	1,851,308	368,398	1,086,647	1,162,394	1,455,638	626,437	631,735		4,962,851	10,036,101
Property Tax - School	938,640	1,865,887	2,887,615	1,504,382	1,816,814	1,375,775	483,769	430,900	1,495,229	694,598	963,975		4,068,471	13,518,944
Property Tax - County	943,938	(302,291)	1,117,923	295,389	172,017	850,102	308,369	2,631	270,546	217,437	185,220		984,203	3,117,343
Total Property Tax	2,486,604	2,737,909	5,033,562	2,450,978	3,840,139	2,594,275	1,878,785	1,595,925	3,221,413	1,538,472	1,780,930		10,015,525	26,672,388
Other Sources:														
City	743,760	472,984	621,219	97,149	248,569	482,979	593,439	(207,169)	(80,480)	116,718	1,301,749		1,724,257	3,647,157
School	369,694	(591,054)	(439,276)	536,144	783,258	-	1,171,117	(350,000)	(495,229)	(155,800)	(991,030)		(820,942)	(531,870)
Use of Fund Balance	(150,000)	(100,000)	-	425,000	(425,000)	-	-	-	-	-	-		-	(100,000)
Total	963,454	(218,070)	181,943	1,058,293	606,827	482,979	1,764,556	(557,169)	(575,709)	(39,082)	310,719		903,315	3,015,287
Percent Change														
Property Tax - City	4.12%	7.69%	6.25%	3.73%	10.21%	1.84%	5.34%	5.42%	6.44%	2.60%	2.56%			
Property Tax - School	4.65%	8.83%	12.55%	5.81%	6.63%	4.71%	1.58%	1.39%	4.75%	2.10%	2.86%			
Property Tax - County	25.90%	-6.59%	26.08%	5.47%	3.02%	14.48%	4.59%	0.04%	3.85%	2.98%	2.46%			
Total Property Tax	6.46%	6.68%	11.51%	5.03%	7.50%	4.71%	3.26%	2.68%	5.27%	2.39%	2.70%			
Other Revenue - City	10.28%	5.93%	7.35%	1.07%	2.71%	5.13%	5.99%	-1.97%	-0.78%	1.14%	12.61%			
Other Revenue - School	3.15%	-4.88%	-3.82%	4.84%	6.75%	0.00%	9.45%	-2.58%	-3.75%	-1.23%	-7.89%			
Use of Fund Balance	-60.00%	-100.00%	NA	NA	NA	NA	NA	NA	NA	NA	NA			
Total	5.01%	-1.08%	0.91%	5.25%	2.86%	2.21%	7.91%	-2.32%	-2.45%	-0.17%	1.36%			

GENERAL FUND - Budget History Sheet

Amounts reflect budget at time of tax rate setting.

	2004	2005	2006	2007	2008	2009	2010	2011	2012	2013	Proposed 2014		
TAX RATES:													
City	7.48	6.91	7.05	6.87	7.23	7.57	8.55	8.93	9.54	9.71	9.89	5 Yr Ann %	10 Yr Ann %
Budgetary Use of FB	(0.05)	-	-	(0.15)	-	-	-	-	-	-	-	-100.00%	-100.00%
Net City	7.43	6.91	7.05	6.72	7.23	7.57	8.55	8.93	9.54	9.71	9.89	5.49%	2.90%
School - Local	5.98	6.71	7.65	7.56	8.02	8.79	9.54	9.57	10.26	10.38	10.71	4.03%	6.00%
School - State	4.26	2.80	2.59	2.38	2.31	2.31	2.52	2.55	2.50	2.55	2.52	1.76%	-5.11%
Total School	10.24	9.51	10.24	9.94	10.33	11.10	12.06	12.12	12.76	12.93	13.23	3.57%	2.59%
County	2.21	1.76	2.13	2.06	2.07	2.43	2.72	2.70	2.82	2.88	2.93	3.81%	2.86%
Total	19.88	18.18	19.42	18.72	19.63	21.10	23.33	23.75	25.12	25.52	26.05	4.30%	2.74%
Dollar Change													
City	(0.55)	(0.57)	0.14	(0.18)	0.36	0.34	0.98	0.38	0.61	0.17	0.18	5 Yr Cum \$	10 Yr Cum \$
Budgetary Use of FB	0.08	0.05	-	(0.15)	0.15	-	-	-	-	-	-	2.32	2.41
Net City	(0.47)	(0.52)	0.14	(0.33)	0.51	0.34	0.98	0.38	0.61	0.17	0.18	-	0.05
School - Local	(0.10)	0.73	0.94	(0.09)	0.46	0.77	0.75	0.03	0.69	0.12	0.33	1.92	4.73
School - State	(0.65)	(1.46)	(0.21)	(0.21)	(0.07)	-	0.21	0.03	(0.05)	0.05	(0.03)	0.21	(1.74)
Total School	(0.75)	(0.73)	0.73	(0.30)	0.39	0.77	0.96	0.06	0.64	0.17	0.30	2.13	2.99
County	0.24	(0.45)	0.37	(0.07)	0.01	0.36	0.29	(0.02)	0.12	0.06	0.05	0.50	0.72
Total	(0.98)	(1.70)	1.24	(0.70)	0.91	1.47	2.23	0.42	1.37	0.40	0.53	4.95	6.17
Percent Change													
City	-6.85%	-7.62%	2.03%	-2.55%	5.24%	4.70%	12.95%	4.44%	6.83%	1.78%	1.85%		
Budgetary Use of FB	61.54%	100.00%	NA	NA	NA	NA	NA	NA	NA	NA	NA		
Net City	-5.95%	-7.00%	2.03%	-4.68%	7.59%	4.70%	12.95%	4.44%	6.83%	1.78%	1.85%		
School - Local	-1.64%	12.21%	14.01%	-1.18%	6.08%	9.60%	8.53%	0.31%	7.21%	1.17%	3.18%		
School - State	-13.24%	-34.27%	-7.50%	-8.11%	-2.94%	0.00%	9.09%	1.19%	-1.96%	2.00%	-1.18%		
Total School	-6.82%	-7.13%	7.68%	-2.93%	3.92%	7.45%	8.65%	0.50%	5.28%	1.33%	2.32%		
County	12.18%	-20.36%	21.02%	-3.29%	0.49%	17.39%	11.93%	-0.74%	4.44%	2.13%	1.74%		
Total	-4.70%	-8.55%	6.82%	-3.60%	4.86%	7.49%	10.57%	1.80%	5.77%	1.59%	2.08%		
VALUATION:													
Total Value	2,097,001,592	2,460,035,820	2,572,209,470	2,810,621,000	2,885,588,500	2,814,819,300	2,636,088,200	2,657,575,300	2,641,809,500	2,660,984,300	2,675,984,300	5 Yr Ann %	10 Yr Ann %
Less Exemptions	(19,013,400)	(30,528,200)	(36,144,400)	(45,808,500)	(50,519,500)	(51,237,750)	(53,208,250)	(51,040,250)	(49,202,900)	(48,980,100)	(48,980,100)	-1.01%	2.47%
Net Value	2,077,988,192	2,429,507,620	2,536,065,070	2,764,812,500	2,835,069,000	2,763,581,550	2,582,879,950	2,606,535,050	2,592,606,600	2,612,004,200	2,627,004,200	-0.90%	9.92%
Dollar Change													
Total Value	234,407,350	363,034,228	112,173,650	238,411,530	74,967,500	(70,769,200)	(178,731,100)	21,487,100	(15,765,800)	19,174,800	15,000,000	5 Yr Cum \$	10 Yr Cum \$
Exemptions	(8,742,400)	(11,514,800)	(5,616,200)	(9,664,100)	(4,711,000)	(718,250)	(1,970,500)	2,168,000	1,837,350	222,800	-	(138,835,000)	578,982,708
Net Value	225,664,950	351,519,428	106,557,450	228,747,430	70,256,500	(71,487,450)	(180,701,600)	23,655,100	(13,928,450)	19,397,600	15,000,000	2,257,650	(29,966,700)
Percent Change													
Total Value	12.58%	17.31%	4.56%	9.27%	2.67%	-2.45%	-6.35%	0.82%	-0.59%	0.73%	0.56%		
Exemptions	85.12%	60.56%	18.40%	26.74%	10.28%	1.42%	3.85%	-4.07%	-3.60%	-0.45%	0.00%		
Net Value	12.18%	16.92%	4.39%	9.02%	2.54%	-2.52%	-6.54%	0.92%	-0.53%	0.75%	0.57%		
VET EXEMPTION:													
Exempt Amount	180,150	341,000	395,875	454,950	510,500	576,027	636,602	686,197	679,656	671,323	671,323	5 Yr Ann Chg	10 Yr Ann Chg
Dollar Change	4,650	160,850	54,875	59,075	55,550	65,527	60,575	49,595	(6,541)	(8,333)	-	3.11%	14.06%
Percent Change	2.65%	89.29%	16.09%	14.92%	12.21%	12.84%	10.52%	7.79%	-0.95%	-1.23%	0.00%	95,296	491,173

WATER & SEWER FUNDS

Division: Water & Sewer Funds (Community Services Divisions)


COST SUMMARY	WATER			
	FY13	FY14	Change	% Chng
Operations & Maintenance	2,575,424	2,609,650	34,226	1.3%
Debt Service	1,634,338	1,743,864	109,526	6.7%
Capital Reserve	500,000	500,000	0	0.0%
Total Costs	4,709,762	4,853,514	143,752	3.1%
Working Capital/Rounding	0	0	0	0.0%
Less Other Revenue	(348,706)	(353,206)	(4,500)	1.3%
Net to be Raised by Rate	4,361,056	4,500,308	139,252	3.2%

COST SUMMARY	SEWER			
	FY13	FY14	Change	% Chng
Operations & Maintenance	3,360,107	3,545,277	185,170	5.5%
Debt Service	1,584,904	1,679,432	94,528	6.0%
Capital Reserve	440,000	460,000	20,000	4.5%
Total Costs	5,385,011	5,684,709	299,698	5.6%
Working Capital/Rounding	0	4,100	4,100	100.0%
Less Other Revenue	(68,000)	(72,300)	(4,300)	6.3%
Net to be Raised by Rate	5,317,011	5,616,509	299,498	5.6%

RATE SUMMARY	WATER			
	FY13	FY14	Change	% Chng
Billable Volume - HCF*	999,253	958,837	(40,416)	-4.0%
Total Rate per HCF	4.36	4.69	0.33	7.6%
*Hundred Cubic Feet = 748 gal.				
Rate Breakdown - Dollars:				
Total O & M	2.21	2.35	0.14	6.3%
Debt Service	1.64	1.82	0.18	11.0%
Capital Reserve	0.50	0.52	0.02	4.0%
Rate Breakdown - Percentage:				
Total O & M	50.7%	50.1%	-0.6%	
Debt Service	37.6%	38.8%	1.2%	
Capital Reserve	11.5%	11.1%	-0.4%	

RATE SUMMARY	SEWER			
	FY13	FY14	Change	% Chng
Billable Volume - HCF*	919,714	866,185	(53,529)	-5.8%
Total Rate per HCF	5.73	6.48	0.75	13.1%
*Hundred Cubic Feet = 748 gal.				
Rate Breakdown - Dollars:				
Total O & M	3.53	4.01	0.48	13.6%
Debt Service	1.72	1.94	0.22	12.8%
Capital Reserve	0.48	0.53	0.05	10.4%
Rate Breakdown - Percentage:				
Total O & M	61.6%	61.9%	0.3%	
Debt Service	30.0%	29.9%	-0.1%	
Capital Reserve	8.4%	8.2%	-0.2%	

Utility Rate Breakdown



WATER & SEWER FUNDS

Division: Water & Sewer Funds (Community Services Divisions)
Detail to Cost Summary

Budget	WATER			
	FY13	FY14	Change	% Chng
Operations & Maintenance Costs:				
Personal Services	1,132,160	1,157,430	25,270	2.2%
Purchased Services	316,728	330,148	13,420	4.2%
Supplies	706,046	683,157	(22,889)	-3.2%
Minor Capital Outlay	162,500	162,500	0	0.0%
Other Expenses	257,990	276,415	18,425	7.1%
Total Operations & Maintenance	2,575,424	2,609,650	34,226	1.3%
Reconciliation to Budget:				
Depreciation	1,171,666	1,189,276	17,610	1.5%
Capital Reserve	500,000	500,000	0	0.0%
Interest on Debt	462,672	554,588	91,916	19.9%
Major Capital Outlay	0	0	0	NA
Total Budget	4,709,762	4,853,514	143,752	3.1%

	SEWER			
	FY13	FY14	Change	% Chng
	1,493,280	1,699,335	206,055	13.8%
	555,766	571,341	15,575	2.8%
	951,284	901,559	(49,725)	-5.2%
	87,500	87,500	0	0.0%
	272,277	285,542	13,265	4.9%
	3,360,107	3,545,277	185,170	5.5%
	2,152,449	2,209,486	57,037	2.6%
	440,000	460,000	20,000	4.5%
	451,771	492,762	40,991	9.1%
	0	0	0	NA
	6,404,327	6,707,525	303,198	4.7%

Debt Service Cash Requirements	FY13	FY14	Change	% Chng
Principal Payments	925,000	1,108,458	183,458	19.8%
Principal Payments - New Issue	246,666	80,818	(165,848)	-67.2%
Interest Payments	371,172	477,811	106,639	28.7%
Interest Payments - New Issue	91,500	76,777	(14,723)	-16.1%
Interest Payments - Notes	0	0	0	NA
Less Amortization	0	0	0	NA
Less State Aid	0	0	0	NA
Net Principal & Interest	1,634,338	1,743,864	109,526	6.7%

	FY13	FY14	Change	% Chng
	872,500	1,073,266	200,766	23.0%
	282,916	135,000	(147,916)	-52.3%
	264,046	346,137	82,091	31.1%
	187,725	146,625	(41,100)	-21.9%
	0	0	0	NA
	0	0	0	NA
	(22,283)	(21,596)	687	-3.1%
	1,584,904	1,679,432	94,528	6.0%

Capital Reserve Transfer	FY13	FY14	Change	% Chng
Ten Year Goal	5,000,000	5,000,000	0	0.0%
Effective Interest Rate	1.00%	1.00%	0.00%	0.0%
Annual Capital Reserve for Goal	477,910	477,910	0	0.0%
Budgeted Transfer	500,000	500,000	0	0.0%

	FY13	FY14	Change	% Chng
	5,000,000	5,000,000	0	0.0%
	1.00%	1.00%	0.00%	0.0%
	477,910	477,910	0	0.0%
	440,000	460,000	20,000	4.5%

ENTERPRISE FUNDS - Budget History Sheet

	2004	2005	2006	2007	2008	2009	2010	2011	2012	2013	Proposed 2014	5 Yr Ann %	10 Yr Ann %
APPROPRIATIONS:													
Water - Oper & Maint	1,678,013	1,931,809	1,947,739	2,005,666	2,058,713	2,236,641	2,236,137	2,284,843	2,510,804	2,575,424	2,609,650	3.13%	4.52%
Water - Depreciation	414,000	521,000	521,000	706,000	879,297	974,298	984,298	1,010,000	946,000	1,171,666	1,189,276	4.07%	11.13%
Water - Debt Interest	299,997	287,981	370,351	467,132	550,509	497,731	492,198	476,272	404,395	462,672	554,588	2.19%	6.34%
Water - Capital Reserve	150,000	200,000	250,000	300,000	450,000	450,000	450,000	470,000	475,000	500,000	500,000	2.13%	12.79%
Total Water	2,542,010	2,940,790	3,089,090	3,478,798	3,938,519	4,158,670	4,162,633	4,241,115	4,336,199	4,709,762	4,853,514	3.14%	6.68%
Sewer - Oper & Maint	2,227,366	2,335,486	2,442,945	2,507,198	2,590,760	2,698,507	2,919,648	3,016,160	3,087,236	3,360,107	3,545,277	5.61%	4.76%
Sewer - Major Capital													
Sewer - Depreciation	415,000	1,614,000	1,614,000	1,869,000	1,897,220	1,897,220	1,897,220	2,053,451	2,053,451	2,152,449	2,209,486	3.09%	18.20%
Sewer - Debt Interest	758,058	719,592	649,251	714,920	630,206	579,345	533,519	464,918	479,723	451,771	492,762	-3.19%	-4.22%
Sewer - Capital Reserve	350,000	400,000	400,000	400,000	400,000	400,000	400,000	425,000	420,000	440,000	460,000	2.83%	2.77%
Total Sewer	3,750,424	5,069,078	5,106,196	5,491,118	5,518,186	5,575,072	5,750,387	5,959,529	6,040,410	6,404,327	6,707,525	3.77%	5.99%
Total Enterprise Funds	6,292,434	8,009,868	8,195,286	8,969,916	9,456,705	9,733,742	9,913,020	10,200,644	10,376,609	11,114,089	11,561,039	6.91%	12.67%
Dollar Change												5 Yr Cum \$	10 Yr Cum \$
Water	218,823	398,780	148,300	389,708	459,721	220,151	3,963	78,482	95,084	373,563	143,752	694,844	2,311,504
Sewer	92,605	1,318,654	37,118	384,922	27,068	56,886	175,315	209,142	80,881	363,917	303,198	1,132,453	2,957,101
Total Enterprise Funds	311,428	1,717,434	185,418	774,630	486,789	277,037	179,278	287,624	175,965	737,480	446,950	1,827,297	5,268,605
Percent Change													
Water	9.42%	15.69%	5.04%	12.62%	13.21%	5.59%	0.10%	1.89%	2.24%	8.61%	3.05%		
Sewer	2.53%	35.16%	0.73%	7.54%	0.49%	1.03%	3.14%	3.64%	1.36%	6.02%	4.73%		
Total Enterprise Funds	5.21%	27.29%	2.31%	9.45%	5.43%	2.93%	1.84%	2.90%	1.73%	7.11%	4.02%		
	2004	2005	2006	2007	2008	2009	2010	2011	2012	2013	2014	5 Yr Ann %	10 Yr Ann %
REVENUE:													
Water													
Charges for Services	2,516,010	2,914,790	3,068,090	3,457,798	3,917,519	4,137,670	4,141,633	4,220,115	4,315,199	4,688,762	4,828,014	3.13%	6.73%
Other Financing Sources	26,000	26,000	21,000	21,000	21,000	21,000	21,000	21,000	21,000	21,000	25,500	3.96%	-0.19%
Total Water	2,542,010	2,940,790	3,089,090	3,478,798	3,938,519	4,158,670	4,162,633	4,241,115	4,336,199	4,709,762	4,853,514	3.14%	6.68%
Sewer													
Licenses & Permits													
Intergovernmental	459,062	404,674	349,837	303,238	272,971	210,499	154,097	160,285	46,742	6,840	6,240	-50.52%	-34.94%
Charges for Services	3,260,362	3,775,185	3,908,710	4,103,380	4,150,146	4,262,654	4,579,371	4,782,325	5,048,527	5,354,011	5,657,809	5.83%	5.67%
Misc Revenue	31,000	36,000	32,000	32,000	32,000	32,000	32,000	32,000	31,000	31,000	31,000	-0.63%	0.00%
Operating Transfers In													
Other Financing Sources		853,219	815,649	1,052,500	1,063,069	1,069,919	984,919	984,919	1,013,139	1,012,476	1,012,476		
Total Sewer	3,750,424	5,069,078	5,106,196	5,491,118	5,518,186	5,575,072	5,750,387	5,959,529	6,139,408	6,404,327	6,707,525	3.77%	5.99%
Total Enterprise Funds	6,292,434	8,009,868	8,195,286	8,969,916	9,456,705	9,733,742	9,913,020	10,200,644	10,475,607	11,114,089	11,561,039	6.91%	12.67%

ENTERPRISE FUNDS - Budget History Sheet

	2004	2005	2006	2007	2008	2009	2010	2011	2012	2013	Proposed 2014	5 Yr Ann %	10 Yr Ann %
UTILITY COST SUMMARY:													
Water - Oper & Maint	1,678,013	1,931,809	1,947,739	2,005,666	2,058,713	2,236,641	2,236,137	2,284,843	2,510,804	2,575,424	2,609,650	3.13%	4.52%
Water - Debt Service	954,567	921,121	1,160,689	1,215,191	1,440,509	1,482,732	1,487,198	1,486,272	1,350,395	1,634,338	1,743,864	3.30%	6.21%
Water - Capital Reserve	150,000	200,000	250,000	300,000	450,000	450,000	450,000	470,000	475,000	500,000	500,000	2.13%	12.79%
Total Water Cash Needs	2,782,580	3,052,930	3,358,428	3,520,857	3,949,222	4,169,373	4,173,335	4,241,115	4,336,199	4,709,762	4,853,514	3.09%	5.72%
Working Capital/Adjustment	2,256	2,195	(3,268)	(462)	(10,703)	(10,703)	(10,702)	-	-	-	-		
Less Other Revenue	(361,996)	(324,205)	(338,920)	(341,115)	(341,115)	(341,115)	(314,984)	(314,984)	(355,871)	(348,706)	(353,206)	0.70%	-0.25%
Net to be Raised by Rate	2,422,840	2,730,920	3,016,240	3,179,280	3,597,404	3,817,555	3,847,649	3,926,131	3,980,328	4,361,056	4,500,308	3.35%	6.39%
Sewer - Oper & Maint	2,227,366	2,335,486	2,442,945	2,507,198	2,590,760	2,698,507	2,919,648	3,016,160	3,087,236	3,360,107	3,545,277	5.61%	4.76%
Sewer - Net Debt Service	1,133,929	1,092,370	1,095,322	1,225,048	1,188,252	1,193,013	1,288,589	1,373,165	1,597,819	1,584,904	1,679,432	7.08%	4.01%
Sewer - Capital Reserve	350,000	400,000	400,000	400,000	400,000	400,000	400,000	425,000	420,000	440,000	460,000	2.83%	2.77%
Total Sewer Cash Needs	3,711,295	3,827,856	3,938,267	4,132,246	4,179,012	4,291,520	4,608,237	4,814,325	5,105,055	5,385,011	5,684,709	5.78%	4.36%
Working Capital/Adjustment	(4,215)	(4,386)	2,443	3,134	3,134	3,134	3,134	75,000	-	-	4,100		
Less Other Revenue	(101,200)	(106,200)	(112,200)	(112,200)	(112,200)	(112,200)	(110,150)	(183,150)	(68,200)	(68,000)	(72,300)	-8.41%	-3.31%
Net to be Raised by Rate	3,605,880	3,717,270	3,828,510	4,023,180	4,069,946	4,182,454	4,501,221	4,706,175	5,036,855	5,317,011	5,616,509	6.07%	4.53%
Total Utility Funds	6,028,720	6,448,190	6,844,750	7,202,460	7,667,350	8,000,009	8,348,870	8,632,306	9,017,183	9,678,067	10,116,817	4.81%	5.31%
Dollar Change													
Water	220,290	308,080	285,320	163,040	418,124	220,151	30,094	78,482	54,197	380,728	139,252	682,753	2,077,468
Sewer	248,880	111,390	111,240	194,670	46,766	112,508	318,767	204,954	330,680	280,156	299,498	1,434,055	2,010,629
Total Utility Funds	469,170	419,470	396,560	357,710	464,890	332,659	348,861	283,436	384,877	660,884	438,750	2,116,808	4,088,097
Percent Change													
Water	10.00%	12.72%	10.45%	5.41%	13.15%	6.12%	0.79%	2.04%	1.38%	9.57%	3.19%		
Sewer	7.41%	3.09%	2.99%	5.08%	1.16%	2.76%	7.62%	4.55%	7.03%	5.56%	5.63%		
Total Utility Funds	8.44%	6.96%	6.15%	5.23%	6.45%	4.34%	4.36%	3.39%	4.46%	7.33%	4.53%		
	2004	2005	2006	2007	2008	2009	2010	2011	2012	2013	2014	5 Yr Ann %	10 Yr Ann %
UTILITY RATES PER HCF:													
Water	2.38	2.68	2.96	3.12	3.53	3.75	3.78	3.93	3.97	4.36	4.69	4.58%	7.02%
Sewer	3.98	4.01	4.13	4.34	4.39	4.51	4.74	5.04	5.43	5.78	6.48	7.52%	5.00%
Total Utility Funds	6.36	6.69	7.09	7.46	7.92	8.26	8.52	8.97	9.40	10.14	11.17	6.22%	5.79%
Dollar Change													
Water	0.21	0.30	0.28	0.16	0.41	0.22	0.03	0.15	0.04	0.39	0.33	0.94	2.31
Sewer	0.25	0.03	0.12	0.21	0.05	0.12	0.23	0.30	0.39	0.35	0.70	1.97	2.50
Total Utility Funds	0.46	0.33	0.40	0.37	0.46	0.34	0.26	0.45	0.43	0.74	1.03	2.91	4.81
Percent Change													
Water	9.68%	12.61%	10.45%	5.41%	13.14%	6.23%	0.80%	3.97%	1.02%	9.82%	7.57%		
Sewer	6.70%	0.75%	2.99%	5.08%	1.15%	2.73%	5.10%	6.33%	7.74%	6.45%	12.11%		
Total Utility Funds	7.80%	5.19%	5.98%	5.22%	6.17%	4.29%	3.15%	5.28%	4.79%	7.87%	10.16%		
BILLABLE VOLUME - HCF*													
Water	1,018,000	1,019,000	1,019,000	1,019,000	1,019,000	1,019,000	1,019,000	999,253	999,253	999,253	958,837	-1.21%	-0.60%
Sewer	906,000	927,000	927,000	927,000	927,000	927,000	933,000	933,000	919,714	919,714	866,185	-1.35%	-0.45%
HCF Change													
Water	3,000	1,000	-	-	-	-	-	(19,747)	-	-	(40,416)	(60,163)	(59,163)
Sewer	6,000	21,000	-	-	-	-	6,000	-	(13,286)	-	(53,529)	(60,815)	(39,815)
Percent Change													
Water	0.30%	0.10%	0.00%	0.00%	0.00%	0.00%	0.00%	-1.94%	0.00%	0.00%	-4.04%		
Sewer	0.67%	2.32%	0.00%	0.00%	0.00%	0.00%	0.65%	0.00%	-1.42%	0.00%	-5.82%		

Budgeted Personnel Positions by Department

Full Time Equivalents	Work Week	Adopted FY12	Adopted FY13	Proposed FY14	Percent of Total	Change	Description of Change
Function Description							
EXECUTIVE							
41320 City Manager's Office	40	2.88	2.88	2.88	1.0%	0.00	
41530 City Attorney's Office	40	1.73	1.73	1.73	0.6%	0.00	
49200 DoverNet	40	3.35	3.48	3.68	1.3%	0.20	Add RPT 8 hr/wk Media Technician Position
Total Executive		7.95	8.08	8.28	2.9%	0.20	
FINANCE							
41511 Finance & Accounting	40	7.78	7.78	7.78	2.7%	0.00	
41513 Tax Assessment Division	40	3.00	3.00	3.00	1.0%	0.00	
41520 City Clerk/Tax Collection Division	40	8.31	8.69	9.69	3.4%	1.00	Add Full Time Utility Billing Bookkeeper
41525 Elections		0.90	0.90	0.45	0.2%	-0.45	Adjust Hours to 1 Election during fiscal year
Total Finance		19.99	20.36	20.91	7.3%	0.55	
PLANNING							
41910 Planning Department	40	4.18	4.43	4.45	1.5%	0.02	Adjust Hours Allocated to CDBG
46311 Planning - Comm Devlmt	40	1.33	1.07	1.05	0.4%	-0.02	Adjust Hours Allocated to CDBG
Total Planning		5.50	5.50	5.50	1.9%	0.00	
POLICE							
42110 Police Admin - Sworn	40	1.00	1.00	1.00	0.3%	0.00	
42110 Police Admin - Non sworn	40	0.88	0.88	0.88	0.3%	0.00	
42120 Police Field Ops - Sworn	41.25	31.45	31.97	33.00	11.5%	1.03	Adjust 1 Position Allocated to DTF Grant
42120 Police Field Ops - Non sworn	40	1.50	1.50	1.50	0.5%	0.00	
42120 Police Spec Rev Grants - Sworn	41.25	3.61	3.09	2.06	0.7%	-1.03	Adjust 1 Position Allocated to DTF Grant
42120 Police Spec Rev Grants - Non Sworn	40	3.70	1.00	1.00	0.3%	0.00	
42130 Parking Activity - Sworn	41.25	0.00	0.00	0.00	0.0%	0.00	
42130 Parking Activity - Non sworn	35	4.75	4.40	4.40	1.5%	0.00	
42150 Police Support - Sworn	41.25	11.34	11.34	11.34	3.9%	0.00	
42150 Police Support - Non sworn	30	10.38	12.68	12.68	4.4%	0.00	
42180 Police PS Dispatch - Sworn	41.25	0.00	0.00	0.00	0.0%	0.00	
42180 Police PS Dispatch - Non sworn	35	8.25	8.25	8.25	2.9%	0.00	
Total Sworn		47.41	47.41	47.41	16.5%	0.00	
Total Non Sworn		29.46	28.71	28.71	10.0%	0.00	
Total Police		76.86	76.11	76.11	26.5%	0.00	
FIRE & RESCUE							
42210 Fire and Rescue - Admin	40	2.50	2.50	2.50	0.9%	0.00	
42220 Fire and Rescue - Suppression	40/42	53.78	52.73	53.48	18.6%	0.75	RPT 30 hr/week Fire Mechanic - hours previously incurred as overtime by FT Firefighter position.
42250 Inspection Services	40	5.23	5.23	5.23	1.8%	0.00	
Total Fire & Rescue		61.51	60.46	61.21	21.3%	0.75	
PUBLIC WORKS							
43111 CSD - Admin	40	2.00	2.00	2.00	0.7%	0.00	
43112 CSD - Engineering Div.	40	3.50	3.50	3.50	1.2%	0.00	
43121 CSD - Streets & Drains	40	5.00	5.00	5.00	1.7%	0.00	
43155 CSD - Storm Water	40	6.00	6.00	6.00	2.1%	0.00	
43180 CSD - Facilities & Grounds	40	9.81	9.81	9.81	3.4%	0.00	
41941 CSD - General Gov't Bldgs	40	1.98	1.88	1.88	0.7%	0.00	
41951 CSD - Cemetery	40	3.31	3.31	3.31	1.2%	0.00	
43230 CSD - Recyc & Waste Mgmt Div.	40	3.00	3.00	3.00	1.0%	0.00	
43250 CSD - Sewer	40	8.00	8.00	9.00	3.1%	1.00	Add Full Time Pump Station Operator Position
43256 CSD - Sewer - WWTP	40	7.00	7.00	7.00	2.4%	0.00	
43320 CSD - Water	40	10.50	10.50	10.50	3.7%	0.00	
49200 CSD - Fleet Maintenance	40	5.00	5.00	5.00	1.7%	0.00	
Total Comm Serv - Public Works		65.10	65.00	66.00	23.0%	1.00	
RECREATION							
45110 Recreation Admin	40	3.60	3.60	3.60	1.3%	0.00	
45121 Recreation McConnell Center	25	3.72	0.00	0.00	0.0%	0.00	
45124 Indoor Pool	40	6.91	7.43	7.43	2.6%	0.00	
45125 Thompson Pool	40	2.09	2.09	2.09	0.7%	0.00	
Various Recreation Pgm Fund		6.16	6.94	6.94	2.4%	0.00	
41941 McConnell Center	40	1.00	1.75	1.75	0.6%	0.00	
45149 Arena Facility	40	10.93	10.93	10.93	3.8%	0.00	
Total Recreation		34.41	32.74	32.74	11.4%	0.00	
PUBLIC LIBRARY							
45500 Public Library	35	13.38	13.91	13.91	4.8%	0.00	
Total Culture & Recreation		47.79	46.65	46.65	16.2%	0.00	
PUBLIC WELFARE							
44410 Welfare	37	2.75	2.75	2.75	1.0%	0.00	
Total Public Welfare		2.75	2.75	2.75	1.0%	0.00	
TOTAL FULL TIME EQUIVALENTS - CITY		287.45	284.91	287.41	100.0%	2.50	
FTE = Forty Hours per Week							

City of Dover

Analysis of Budgeted Full Time Equivalent Positions by Fiscal Year

	Change		2014	2013	2012	2011	2010	2009	2008	2007	2006	2005	2004	2003	2002	2001	2000
	2000-2014	% Change															
Population (Census, NHOSP, Trended)	3,616	13.54%	30,500	30,149	30,095	30,041	29,987	29,417	29,236	29,093	29,056	28,872	28,688	28,329	27,878	27,437	26,884
FTEs per Department & Fund																	
Executive (incl DoverNet)	-2.64	-26.15%	8.29	8.09	7.96	8.13	8.01	12.74	12.74	11.87	11.57	12.48	10.40	11.66	10.81	11.23	10.93
Finance (incl Utility Billing)	6.44	48.34%	20.91	20.36	19.98	19.91	19.98	16.08	16.08	15.98	15.98	15.98	15.98	15.68	15.68	15.48	14.48
Planning	-3.25	-43.33%	4.45	4.43	4.18	4.00	3.40	4.50	8.63	9.63	9.63	9.00	9.00	8.50	7.93	7.93	7.70
Total General Government	0.54	1.75%	33.65	32.88	32.12	32.04	31.39	33.31	37.44	37.47	37.17	37.45	35.38	35.83	34.41	34.63	33.11
Police	13.69	24.92%	68.65	67.62	64.80	64.80	63.76	64.78	67.82	68.40	70.48	65.88	63.60	62.56	58.44	56.61	54.96
Fire & Rescue	13.70	28.84%	61.20	60.45	61.50	61.73	61.73	61.06	54.70	54.58	54.58	50.33	50.28	48.91	48.91	48.63	47.50
Total Public Safety	27.39	26.74%	129.85	128.07	126.30	126.53	125.49	125.84	122.52	122.98	125.06	116.21	113.88	111.47	107.34	105.23	102.46
Public Works (incl Fleet Maint)	-6.60	-14.28%	39.50	39.50	39.60	40.60	42.33	41.60	42.50	45.17	49.81	49.41	49.41	50.53	50.86	49.66	46.10
Recreation	-9.47	-45.46%	13.12	13.12	16.32	16.32	17.12	18.61	19.72	18.79	19.98	22.24	23.64	26.03	26.23	25.53	22.59
Public Library	-0.98	-7.06%	13.91	13.91	13.38	13.38	13.48	13.78	14.79	15.79	15.78	15.51	15.59	15.66	15.40	15.12	14.89
Total Culture & Recreation	-10.44	-30.12%	27.03	27.03	29.70	29.70	30.60	32.39	34.51	34.58	35.76	37.75	39.23	41.69	41.63	40.65	37.47
Public Welfare	-1.78	-40.57%	2.75	2.75	2.75	2.75	2.75	2.75	2.75	2.75	2.80	5.30	5.35	5.35	5.35	4.53	4.53
Total General Fund	9.12	4.17%	232.78	230.23	230.47	231.62	232.56	235.89	239.71	242.95	250.59	246.12	243.24	244.87	239.59	234.70	223.66
Dover Main Street Fund	0.00	0.00%	0.00	0.00	0.00	0.00	0.00	0.00	1.00	1.00	1.00	1.00	1.00	1.00	1.00	1.00	0.00
Planning - CDBG Fund	0.13	14.29%	1.05	1.07	1.33	1.50	1.40	1.00	1.00	1.00	1.00	1.00	1.00	1.00	1.00	1.00	0.93
Police Grant Funds	-7.25	-140.65%	3.06	4.09	7.31	7.31	6.49	4.98	6.01	7.01	7.01	8.94	10.75	11.78	14.38	13.38	10.31
Parking Activity Fund	-0.53	-10.77%	4.40	4.40	4.75	4.75	3.95	4.28	4.28	4.28	3.78	4.31	4.31	4.31	4.31	4.31	4.93
McConnell Fund	1.75	100.00%	1.75	1.75	1.00	1.00	1.00	1.00	1.00	0.00	0.00	0.00	0.00	0.00	0.00	0.00	0.00
Recreation Fund	6.94	100.00%	6.94	6.94	6.16	6.16	7.12	3.19	3.19	3.40	2.61	0.00	0.00	0.00	0.00	0.00	0.00
Total Special Revenue Funds	1.03	9.41%	17.20	18.25	20.55	20.72	19.96	14.45	16.48	19.69	15.40	15.25	17.06	18.09	20.68	19.68	16.17
Water Fund	-3.00	-26.09%	10.50	10.50	10.50	10.50	11.00	13.00	13.00	13.00	13.50	13.50	13.50	13.50	13.50	12.50	13.50
Sewer Fund	-1.00	-11.76%	16.00	15.00	15.00	17.00	17.00	16.00	16.00	16.00	16.00	16.00	16.00	16.00	16.00	17.00	17.00
Arena Fund	3.83	50.92%	10.93	10.93	10.93	10.93	10.93	12.01	12.01	10.87	10.87	12.10	10.11	10.44	10.44	10.30	7.10
Total Enterprise Funds	-0.17	-0.60%	37.43	36.43	36.43	38.43	38.93	41.01	41.01	39.87	40.37	41.60	39.61	39.94	39.94	39.80	37.60
Total All Departments & Funds	9.98	3.88%	287.41	284.91	287.45	290.76	291.44	291.33	297.20	302.51	306.36	302.97	299.91	302.90	300.21	294.18	277.43
FTEs per 1,000 Population																	
Executive (incl DoverNet)	-0.13	-35.62%	0.27	0.27	0.26	0.27	0.27	0.43	0.44	0.41	0.40	0.43	0.36	0.41	0.39	0.41	0.41
Finance (incl Utility Billing)	0.15	29.51%	0.69	0.68	0.66	0.66	0.67	0.55	0.55	0.55	0.55	0.55	0.56	0.55	0.56	0.56	0.54
Planning	-0.14	-50.02%	0.15	0.15	0.14	0.13	0.11	0.15	0.30	0.33	0.33	0.31	0.31	0.30	0.28	0.29	0.29
Total General Government	-0.13	-11.07%	1.10	1.09	1.07	1.07	1.05	1.13	1.28	1.29	1.28	1.30	1.23	1.26	1.23	1.26	1.23
Police	0.21	10.04%	2.25	2.24	2.15	2.16	2.13	2.20	2.32	2.35	2.43	2.28	2.22	2.21	2.10	2.06	2.04
Fire & Rescue	0.24	13.47%	2.01	2.01	2.04	2.05	2.06	2.08	1.87	1.88	1.88	1.74	1.75	1.73	1.75	1.77	1.77
Total Public Safety	0.45	11.63%	4.26	4.25	4.20	4.21	4.18	4.28	4.19	4.23	4.30	4.03	3.97	3.93	3.85	3.84	3.81
Public Works (incl Fleet Maint)	-0.42	-24.25%	1.30	1.31	1.32	1.35	1.41	1.41	1.45	1.55	1.71	1.71	1.72	1.78	1.82	1.81	1.71
Recreation	-0.41	-52.56%	0.43	0.44	0.54	0.54	0.57	0.63	0.67	0.65	0.69	0.77	0.82	0.92	0.94	0.93	0.84
Public Library	-0.10	-18.83%	0.46	0.46	0.44	0.45	0.45	0.47	0.51	0.54	0.54	0.54	0.54	0.55	0.55	0.55	0.55
Total Culture & Recreation	-0.51	-39.09%	0.89	0.90	0.99	0.99	1.02	1.10	1.18	1.19	1.23	1.31	1.37	1.47	1.49	1.48	1.39
Public Welfare	-0.08	-47.69%	0.09	0.09	0.09	0.09	0.09	0.09	0.09	0.09	0.10	0.18	0.19	0.19	0.19	0.16	0.17
Total General Fund	-0.55	-6.74%	7.63	7.64	7.66	7.71	7.76	8.02	8.20	8.35	8.62	8.52	8.48	8.64	8.59	8.55	8.32
Dover Main Street Fund	0.00	-100.00%	0.00	0.00	0.00	0.00	0.00	0.00	0.03	0.03	0.03	0.03	0.03	0.03	0.04	0.04	0.00
Planning - CDBG Fund	0.00	0.06%	0.03	0.04	0.04	0.05	0.05	0.03	0.03	0.03	0.03	0.03	0.03	0.04	0.04	0.04	0.03
Police Grant Funds	-0.28	-146.67%	0.10	0.14	0.24	0.24	0.22	0.17	0.21	0.24	0.24	0.31	0.37	0.42	0.52	0.49	0.38
Parking Activity Fund	-0.04	-21.20%	0.14	0.15	0.16	0.16	0.13	0.15	0.15	0.15	0.13	0.15	0.15	0.15	0.15	0.16	0.18
Recreation Fund	0.23	100.00%	0.23	0.23	0.20	0.21	0.24	0.11	0.11	0.12	0.09	0.00	0.00	0.00	0.00	0.00	0.00
Total Special Revenue Funds	-0.09	-23.10%	0.51	0.55	0.65	0.66	0.63	0.46	0.53	0.68	0.53	0.53	0.59	0.64	0.74	0.72	0.60
Water Fund	-0.16	-36.66%	0.34	0.35	0.35	0.35	0.37	0.44	0.44	0.45	0.46	0.47	0.47	0.48	0.48	0.46	0.50
Sewer Fund	-0.11	-33.85%	0.52	0.50	0.50	0.57	0.57	0.54	0.55	0.55	0.55	0.56	0.56	0.56	0.57	0.62	0.63
Arena Fund	0.09	33.48%	0.36	0.36	0.36	0.36	0.36	0.41	0.41	0.37	0.37	0.42	0.35	0.37	0.37	0.38	0.26
Total Enterprise Funds	-0.17	-16.61%	1.23	1.21	1.21	1.28	1.30	1.39	1.40	1.37	1.39	1.44	1.38	1.41	1.43	1.45	1.40
Total FTEs per 1,000 Population	-0.95	-9.90%	9.37	9.39	9.52	9.65	9.69	9.87	10.13	10.40	10.54	10.49	10.45	10.69	10.77	10.72	10.32

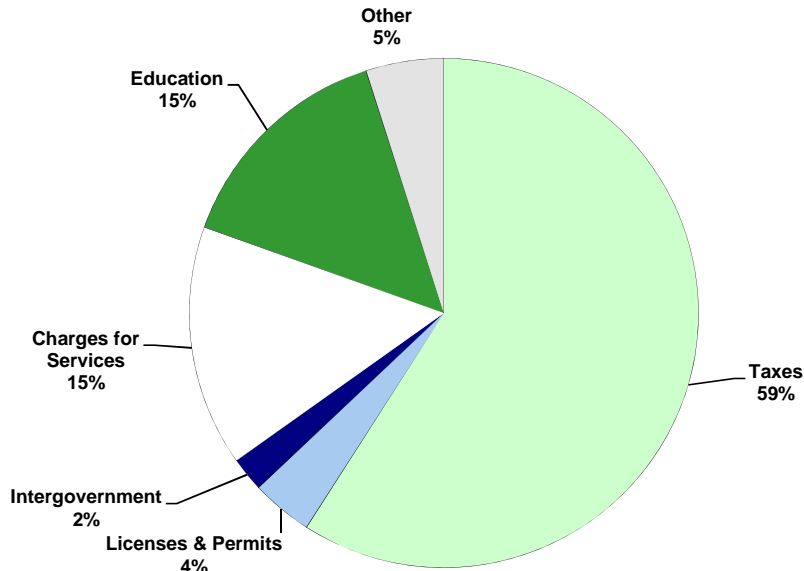
ESTIMATED REVENUES

TAB 3

ESTIMATED REVENUES

TAB 3

REVENUES ALL BUDGETED FUNDS



Type	FY12 Actual Realized	FY13 Council Adopted	FY14 City Mgr Proposed	Dollar Increase (Decrease)	Percent Incr(Decr) City Mgr
Taxes	64,887,291	66,305,087	68,086,017	1,780,930	2.7%
Licenses & Permits	4,251,416	4,342,225	4,494,060	151,835	3.5%
Intergovernmental	2,907,485	2,627,995	2,508,552	(119,443)	-4.5%
Charges for Services	13,880,006	16,785,799	17,659,146	873,347	5.2%
Education	18,521,664	17,820,740	16,789,832	(1,030,908)	-5.8%
Other	3,216,989	4,807,526	5,697,787	890,261	18.5%
Totals	107,664,851	112,689,372	115,235,394	2,546,022	2.3%

Taxes

Revenues derived from the levying of taxes such as Property Taxes. Also includes Tax Interest and Penalties.

Licenses & Permits

Revenues from fees collected for the issuance of licenses or permits to individuals and businesses, for example Motor Vehicle Permits.

Intergovernmental

Revenue from other governments, such as the State, for example the distribution of Rooms and Meals Revenue. (Excludes Education Intergovernmental revenues).

Charges for Services

Revenue from user fees for services rendered, for example Ambulance Services.

Education

Revenue received from the School Department, for example tuition from other communities and intergovernmental revenue.

Other

Includes Misc. Revenue, Operating Transfers In and Other Financing Sources such as Budgetary Use of Fund Balance.

City of Dover
Fiscal Year 2013 Budget
July 1, 2013 - June 30, 2014

Estimated Revenue
Summary by Fund

Description	Prior Year Actual	Current Year Budget	City Mgr Proposed	Dollar Change	% Chng
1000 General Fund					
Taxes	64,887,291	66,305,087	68,086,017	1,780,930	2.7
Licenses & Permits	4,251,416	4,220,905	4,392,780	171,875	4.1
Intergovernmental	2,123,472	1,976,430	2,065,412	88,982	4.5
Charges for Services	2,941,959	3,056,986	3,159,253	102,267	3.3
Misc. Revenue	286,427	363,143	1,266,805	903,662	248.8
Education	12,424,968	12,559,976	11,568,946	(991,030)	(7.9)
Operating Transfers In	62,624	217,725	252,688	34,963	16.1
Other Financing Sources	75,000	75,000	75,000	0	0.0
Total 1000 General Fund	87,053,157	88,775,252	90,866,901	2,091,649	2.4
2100 CDBG - Entitlement Fund					
Intergovernmental	386,226	246,557	221,900	(24,657)	(10.0)
Charges for Services	10,414	6,000	0	(6,000)	(100.0)
Misc. Revenue	2,150	0	152,000	152,000	100.0
Operating Transfers In	0	189,185	0	(189,185)	(100.0)
Other Financing Sources	30,834	0	0	0	0.0
Total 2100 CDBG - Entitlement	429,624	441,742	373,900	(67,842)	(15.4)
2210 DOJ - Drug Ed & Enforce					
Intergovernmental	100,514	87,977	30,000	(57,977)	(65.9)
Operating Transfers In	105,303	102,128	68,654	(33,474)	(32.8)
Total 2210 DOJ - Drug Ed & Enforce	205,817	190,105	98,654	(91,451)	(48.1)
2220 DHA - Policing Fund					
Intergovernmental	130,000	110,255	60,000	(50,255)	(45.6)
Operating Transfers In	0	0	51,330	51,330	100.0
Total 2220 DHA - Policing	130,000	110,255	111,330	1,075	1.0
2245 DHHS - Assistance Programs					
Intergovernmental	139,360	124,936	125,000	64	0.1
Operating Transfers In	0	0	0	0	0.0
Total 2245 DHHS - Assistance Programs	139,360	124,936	125,000	64	0.1
2250 Youth Tobacco & Alcohol					
Intergovernmental	0	75,000	0	(75,000)	(100.0)
Misc. Revenue	805	0	0	0	0.0
Operating Transfers In	0	0	0	0	0.0
Total 2250 Youth Tobacco & Alcohol	805	75,000	0	(75,000)	(100.0)
2800 School Cafeteria Fund					
Education	1,438,782	1,398,164	1,521,164	123,000	8.8
Total 2800 School Cafeteria Fund	1,438,782	1,398,164	1,521,164	123,000	8.8
2820 School DOE Federal Grants Fund					
Education	3,058,480	2,715,962	2,786,174	70,212	2.6
Total 2820 School DOE Federal Grants	3,058,480	2,715,962	2,786,174	70,212	2.6
2900 School Special Pgms & Grants Fund					
Education	536,089	0	60,000	60,000	100.0
Total 2900 School Special Pgms & Grants	536,089	0	60,000	60,000	100.0
3207 Public Safety Special Details					
Charges for Services	245,338	224,361	281,500	57,139	25.5
Other Financing Sources	0	63,000	63,000	0	0.0
Total 2900 Public Safety Special Details	245,338	287,361	344,500	57,139	19.9
3213 Parking Activity Fund					
Charges for Services	393,417	325,000	310,000	(15,000)	(4.6)
Misc. Revenue	184,798	168,000	150,000	(18,000)	(10.7)
Licenses & Permits	0	121,320	101,280	(20,040)	0.0
Total 3213 Parking Activity Fund	578,215	614,320	561,280	(53,040)	(8.6)
3320 Residential Solid Waste Fund					
Charges for Services	880,248	950,663	950,663	0	0.0
Misc. Revenue	926	0	0	0	0.0
Other Financing Sources	0	0	0	0	100.0
Total 3320 Residential Solid Waste	881,174	950,663	950,663	0	0.0
3381 McConnell Center Fund					
Misc. Revenue	687,092	603,726	625,628	21,902	3.6
Operating Transfers In	111,683	221,479	168,110	(53,369)	(24.1)
Total 3381 McConnell Center Fund	798,775	825,205	793,738	(31,467)	(3.8)

City of Dover
Fiscal Year 2013 Budget
July 1, 2013 - June 30, 2014

Estimated Revenue
Summary by Fund

Description	Prior Year Actual	Current Year Budget	City Mgr Proposed	Dollar Change	% Chng
3410 Recreation Programs Fund					
Charges for Services	292,522	436,278	428,123	(8,155)	(1.9)
Operating Transfers In	15,500	15,500	15,500	0	0.0
Misc. Revenue	11,946	18,000	18,000	0	0.0
Other Financing Sources	0	119,100	119,100	0	0.0
Total 3410 Recreation Programs	319,968	588,878	580,723	(8,155)	(1.4)
3455 Library Fines Fund					
Misc. Revenue	35,727	33,240	36,900	3,660	11.0
Other Financing Sources	0	33,600	23,952	(9,648)	(28.7)
Total 3455 Library Fines	35,727	66,840	60,852	(5,988)	(9.0)
3500 OPEB Liability Fund					
Operating Transfers In	1,416,814	1,313,112	1,385,130	72,018	5.5
Total 3381 McConnell Center Fund	1,416,814	1,313,112	1,385,130	72,018	5.5
3810 School Tuition Programs Fund					
Education	155,543	141,500	147,000	5,500	3.9
Total 3810 School Tuition Programs	155,543	141,500	147,000	5,500	3.9
3825 Alternative Education Fund					
Education	755,282	868,063	546,700	(321,363)	(37.0)
Total 3825 Alternative Education Fund	755,282	868,063	546,700	(321,363)	(37.0)
3830 School Facilities Fund					
Education	152,520	137,075	159,848	22,773	16.6
Total 3830 School Facilities Fund	152,520	137,075	159,848	22,773	16.6
5300 Water Fund					
Intergovernmental	0	0	0	0	0.0
Charges for Services	3,539,491	4,688,762	4,828,014	139,252	3.0
Misc. Revenue	56,100	21,000	25,500	4,500	21.4
Operating Transfers In	0	0	0	0	0.0
Other Financing Sources	0	0	0	0	0.0
Total 5300 Water Fund	3,595,591	4,709,762	4,853,514	143,752	3.1
5320 Sewer Fund					
Intergovernmental	27,913	6,840	6,240	(600)	(8.8)
Charges for Services	3,854,190	5,354,011	5,652,809	298,798	5.6
Misc. Revenue	71,777	31,000	36,000	5,000	16.1
Operating Transfers In	0	0	0	0	0.0
Other Financing Sources	0	1,012,476	1,012,476	0	0.0
Total 5320 Sewer Fund	3,953,880	6,404,327	6,707,525	303,198	4.7
6100 DoverNet Fund					
Charges for Services	528,196	516,962	513,481	(3,481)	(0.7)
Misc. Revenue	25,000	25,000	25,000	0	0.0
Operating Transfers In	0	24,000	24,000	0	0.0
Other Financing Sources	0	130,387	75,289	(55,098)	(42.3)
Total 6100 DoverNet Fund	553,196	696,349	637,770	(58,579)	(8.4)
6110 Central Stores Fund					
Charges for Services	85,699	105,154	105,154	0	0.0
Total 6110 Central Stores Fund	85,699	105,154	105,154	0	0.0
6310 Fleet Maintenance Fund					
Charges for Services	720,857	734,557	759,377	24,820	3.4
Misc. Revenue	36,483	27,725	27,725	0	0.0
Other Financing Sources	0	0	0	0	100.0
Total 6310 Fleet Maintenance Fund	757,340	762,282	787,102	24,820	3.3
6800 Workers Compensation Fund					
Charges for Services	387,675	387,065	670,772	283,707	73.3
Misc. Revenue	0	0	0	0	0.0
Total 6800 Workers Compensation Fund	387,675	387,065	670,772	283,707	73.3
Total for All Budgeted Funds	107,664,851	112,689,372	115,235,394	2,546,022	2.3

City of Dover, New Hampshire

General Fund Revenue Detail Report

Fiscal Year: 2013-2014

Print accounts with zero balance Round to whole dollars Account on new page

From Date: 7/1/2013

To Date: 6/30/2014

Definition: FY14 City Manager Proposed

Account	Description	FY12 Actual	FY13 Adopted Budget	FY14 Department Request	FY14 City Manager Proposed	Dollar Change	Percent Change
1000.1.100.41110.3918.00000.00.000	Transfer From Trust Fund	\$0.00	\$0.00	(\$149,963.00)	(\$149,963.00)	(\$149,963.00)	0.00
	Column: [FY14CityManagerProposed]	Budget	FTE	Position Desc.			
	Description: COAST - TIP Reserve Transfer	(\$149,963.00)		TIP Capital Res			
	Column Total:	(\$149,963.00)					
Budg_Cat:	Operating Transfers In - R80	\$0.00	\$0.00	(\$149,963.00)	(\$149,963.00)	(\$149,963.00)	0.00
Func:	City Council - 41110	\$0.00	\$0.00	(\$149,963.00)	(\$149,963.00)	(\$149,963.00)	0.00

City of Dover, New Hampshire

General Fund Revenue Detail Report

Fiscal Year: 2013-2014

Print accounts with zero balance Round to whole dollars Account on new page

From Date: 7/1/2013

To Date: 6/30/2014

Definition: FY14 City Manager Proposed

Account	Description	FY12 Actual	FY13 Adopted Budget	FY14 Department Request	FY14 City Manager Proposed	Dollar Change	Percent Change
1000.1.130.41320.3390.01500.13.000	NHMMA - Misc Intergovermme	(\$5,920.75)	\$0.00	\$0.00	\$0.00	\$0.00	0.00
Budg_Cat:	Intergovernmental - R30	(\$5,920.75)	\$0.00	\$0.00	\$0.00	\$0.00	0.00
Func:	City Manager - 41320	(\$5,920.75)	\$0.00	\$0.00	\$0.00	\$0.00	0.00

City of Dover, New Hampshire

General Fund Revenue Detail Report

Fiscal Year: 2013-2014

Print accounts with zero balance Round to whole dollars Account on new page

From Date: 7/1/2013

To Date: 6/30/2014

Definition: FY14 City Manager Proposed

Account	Description	FY12 Actual	FY13 Adopted Budget	FY14 Department Request	FY14 City Manager Proposed	Dollar Change	Percent Change
1000.1.130.41530.3599.00000.00.000	Legal - Misc Revenue	(\$437.00)	\$0.00	\$0.00	\$0.00	\$0.00	0.00
	Column: [FY14CityManagerProposed]	Budget	FTE	Position Desc.			
	Description: Legal - Misc Revenue	\$0.00					
	Column Total:	\$0.00					
Budg_Cat: Misc. Revenue - R50		(\$437.00)	\$0.00	\$0.00	\$0.00	\$0.00	0.00
Func: City Attorney - 41530		(\$437.00)	\$0.00	\$0.00	\$0.00	\$0.00	0.00

City of Dover, New Hampshire

General Fund Revenue Detail Report

Fiscal Year: 2013-2014

Print accounts with zero balance Round to whole dollars Account on new page

From Date: 7/1/2013

To Date: 6/30/2014

Definition: FY14 City Manager Proposed

Account	Description	FY12 Actual	FY13 Adopted Budget	FY14 Department Request	FY14 City Manager Proposed	Dollar Change	Percent Change
1000.1.150.41511.3595.00000.00.000	Finance - Variances	(\$65.34)	\$0.00	\$0.00	\$0.00	\$0.00	0.00
1000.1.150.41511.3599.00000.00.000	Finance-Misc Revenue	(\$6,541.00)	(\$5,000.00)	(\$5,000.00)	(\$5,000.00)	\$0.00	0.00
	Column: [FY14CityManagerProposed]	Budget	FTE	Position Desc.			
	Description: Sale of Bid Plans, Specs & Listings	(\$5,000.00)					
	Column Total:	(\$5,000.00)					
1000.1.150.41511.3610.00000.00.000	Finance-Investment Income	\$25,415.19	(\$100,000.00)	(\$100,000.00)	(\$100,000.00)	\$0.00	0.00
	Column: [FY14CityManagerProposed]	Budget	FTE	Position Desc.			
	Description: Interest earned on investments	(\$100,000.00)					
	Column Total:	(\$100,000.00)					
Budg_Cat: Misc. Revenue - R50		\$18,808.85	(\$105,000.00)	(\$105,000.00)	(\$105,000.00)	\$0.00	0.00
Func: Finance - 41511		\$18,808.85	(\$105,000.00)	(\$105,000.00)	(\$105,000.00)	\$0.00	0.00

City of Dover, New Hampshire

General Fund Revenue Detail Report

Fiscal Year: 2013-2014

Print accounts with zero balance Round to whole dollars Account on new page

From Date: 7/1/2013

To Date: 6/30/2014

Definition: FY14 City Manager Proposed

Account	Description	FY12 Actual	FY13 Adopted Budget	FY14 Department Request	FY14 City Manager Proposed	Dollar Change	Percent Change
1000.1.150.41513.3599.00000.00.000	Tax Assessment - Misc Rever	(\$2,959.40)	(\$1,400.00)	(\$1,400.00)	(\$1,400.00)	\$0.00	0.00
	Column: [FY14CityManagerProposed]	Budget	FTE	Position Desc.			
	Description: Sale of Tax Cards and Lists	(\$1,400.00)					
	Column Total:	(\$1,400.00)					
Budg_Cat:	Misc. Revenue - R50	(\$2,959.40)	(\$1,400.00)	(\$1,400.00)	(\$1,400.00)	\$0.00	0.00
Func:	Tax Assessment - 41513	(\$2,959.40)	(\$1,400.00)	(\$1,400.00)	(\$1,400.00)	\$0.00	0.00

City of Dover, New Hampshire

General Fund Revenue Detail Report

Fiscal Year: 2013-2014

Print accounts with zero balance Round to whole dollars Account on new page

From Date: 7/1/2013

To Date: 6/30/2014

Definition: FY14 City Manager Proposed

Account	Description	FY12 Actual	FY13 Adopted Budget	FY14 Department Request	FY14 City Manager Proposed	Dollar Change	Percent Change
1000.1.150.41520.3110.00000.00.000	City Clerk/Tax Collection-Prop	(\$64,540,215.63)	(\$65,695,365.00)	(\$69,777,854.00)	(\$67,669,517.00)	(\$1,974,152.00)	3.01
	Column: [FY14CityManagerProposed]	Budget	FTE	Position Desc.			
	Description: Local City - City Manager Reduction	\$2,108,337.00					
	Description: Local City Property Tax Levy	(\$27,414,462.00)					
	Description: Local School Property Tax Levy	(\$28,123,068.00)					
	Description: State Ed Property Tax Levy	(\$6,533,850.00)					
	Description: Strafford County Property Tax Levy	(\$7,706,474.00)					
	Description: zCounty Tax Levy \$28,175,072 x 27.35%	\$0.00					
	Column Total:	(\$67,669,517.00)					
1000.1.150.41520.3119.00000.00.000	City Clerk/Tax Collection-Prop	\$173,059.35	\$0.00	\$0.00	\$0.00	\$0.00	0.00
1000.1.150.41520.3184.00000.00.000	City Clerk/Tax Collection-Boat	(\$20,448.63)	(\$15,000.00)	(\$15,000.00)	(\$15,000.00)	\$0.00	0.00
	Column: [FY14CityManagerProposed]	Budget	FTE	Position Desc.			
	Description: Boat Registration Taxes	(\$15,000.00)					
	Column Total:	(\$15,000.00)					
1000.1.150.41520.3185.00000.00.000	City Clerk/Tax Collection-Yield	(\$7,716.98)	(\$1,500.00)	(\$1,500.00)	(\$1,500.00)	\$0.00	0.00
	Column: [FY14CityManagerProposed]	Budget	FTE	Position Desc.			
	Description: Taxes on timber cuts	(\$1,500.00)					
	Column Total:	(\$1,500.00)					
1000.1.150.41520.3186.00000.00.000	City Clerk/Tax Collection-Payr	(\$68,427.47)	(\$70,000.00)	(\$70,000.00)	(\$70,000.00)	\$0.00	0.00
	Column: [FY14CityManagerProposed]	Budget	FTE	Position Desc.			
	Description: Dover Housing Authority	(\$70,000.00)					
	Column Total:	(\$70,000.00)					

City of Dover, New Hampshire

General Fund Revenue Detail Report

Fiscal Year: 2013-2014

Print accounts with zero balance Round to whole dollars Account on new page

From Date: 7/1/2013

To Date: 6/30/2014

Definition: FY14 City Manager Proposed

Account	Description	FY12 Actual	FY13 Adopted Budget	FY14 Department Request	FY14 City Manager Proposed	Dollar Change	Percent Change
1000.1.150.41520.3187.00000.00.000	City Clerk/Tax Collection-Excavation Tax	(\$9,891.60)	(\$5,000.00)	(\$5,000.00)	(\$5,000.00)	\$0.00	0.00
	Column: [FY14CityManagerProposed]	Budget	FTE	Position Desc.			
	Description: Excavation Tax	(\$5,000.00)					
	Column Total:	(\$5,000.00)					
1000.1.150.41520.3190.00000.00.000	City Clerk/Tax Collection-Tax	(\$413,649.54)	(\$325,000.00)	(\$325,000.00)	(\$325,000.00)	\$0.00	0.00
	Column: [FY14CityManagerProposed]	Budget	FTE	Position Desc.			
	Description: Interest paid on late payment of taxes	(\$325,000.00)					
	Column Total:	(\$325,000.00)					
Budg_Cat: Taxes - R10		(\$64,887,290.50)	(\$66,111,865.00)	(\$70,194,354.00)	(\$68,086,017.00)	(\$1,974,152.00)	2.99
1000.1.150.41520.3212.00000.00.000	City Clerk/Tax Collector-Taxi License	(\$720.00)	(\$500.00)	(\$500.00)	(\$500.00)	\$0.00	0.00
	Column: [FY14CityManagerProposed]	Budget	FTE	Position Desc.			
	Description: Drivers License 10 @ \$15	(\$150.00)					
	Description: Operators License 2 @ \$100	(\$200.00)					
	Description: Taxi Cab License 5 @ \$30	(\$150.00)					
	Column Total:	(\$500.00)					
1000.1.150.41520.3213.00000.00.000	City Clerk/Tax Collector-Videocassette License	(\$420.00)	(\$1,200.00)	(\$1,200.00)	(\$1,200.00)	\$0.00	0.00
	Column: [FY14CityManagerProposed]	Budget	FTE	Position Desc.			
	Description: Arcade License 3 @ \$100	(\$300.00)					
	Description: Video 30 @ \$30	(\$900.00)					
	Column Total:	(\$1,200.00)					
1000.1.150.41520.3214.00000.00.000	City Clerk/Tax Collector-Peddler License	(\$1,170.00)	(\$900.00)	(\$900.00)	(\$900.00)	\$0.00	0.00
	Column: [FY14CityManagerProposed]	Budget	FTE	Position Desc.			
	Description: Weekly Licenses 10 @ \$10	(\$100.00)					
	Description: Yearly Licenses 4 @ \$200	(\$800.00)					
	Column Total:	(\$900.00)					

City of Dover, New Hampshire

General Fund Revenue Detail Report

Fiscal Year: 2013-2014

Print accounts with zero balance Round to whole dollars Account on new page

From Date: 7/1/2013

To Date: 6/30/2014

Definition: FY14 City Manager Proposed

Account	Description	FY12 Actual	FY13 Adopted Budget	FY14 Department Request	FY14 City Manager Proposed	Dollar Change	Percent Change
1000.1.150.41520.3220.00000.00.000	City Clerk/Tax Collection-Mot	(\$3,710,058.08)	(\$3,700,000.00)	(\$3,850,000.00)	(\$3,850,000.00)	(\$150,000.00)	4.05
	Column: [FY14CityManagerProposed]	Budget	FTE	Position Desc.			
	Description: Registration Fees related to vehicles	(\$3,850,000.00)					
	Column Total:	(\$3,850,000.00)					
1000.1.150.41520.3291.00000.00.000	City Clerk/Tax Collector-Dog L	(\$18,641.50)	(\$17,403.00)	(\$17,403.00)	(\$17,403.00)	\$0.00	0.00
	Column: [FY14CityManagerProposed]	Budget	FTE	Position Desc.			
	Description: Dog License Late Fees	(\$1,200.00)					
	Description: Group Licenses	(\$1,200.00)					
	Description: License Fee Altered M/F 2554 @ \$5	(\$12,770.00)					
	Description: License Fee Unaltered M/F 223 @ \$7.5	(\$1,673.00)					
	Description: Serior Citizens Dog License Fee 224 @ \$2.5	(\$560.00)					
	Column Total:	(\$17,403.00)					
1000.1.150.41520.3293.00000.00.000	City Clerk/Tax Collector-Marri	(\$1,079.10)	(\$2,450.00)	(\$2,450.00)	(\$2,450.00)	\$0.00	0.00
	Column: [FY14CityManagerProposed]	Budget	FTE	Position Desc.			
	Description: Application Fees 350 @ \$7	(\$2,450.00)					
	Column Total:	(\$2,450.00)					
1000.1.150.41520.3295.00000.00.000	City Clerk/Tax Collector-Birth	(\$18,890.00)	(\$22,002.00)	(\$22,002.00)	(\$22,002.00)	\$0.00	0.00
	Column: [FY14CityManagerProposed]	Budget	FTE	Position Desc.			
	Description: 1st Copy of Certificate 3438 @ \$4	(\$13,752.00)					
	Description: 2nd Copy of Certificate 2750 @ \$3	(\$8,250.00)					
	Column Total:	(\$22,002.00)					

City of Dover, New Hampshire

General Fund Revenue Detail Report

Fiscal Year: 2013-2014

Print accounts with zero balance Round to whole dollars Account on new page

From Date: 7/1/2013

To Date: 6/30/2014

Definition: FY14 City Manager Proposed

Account	Description	FY12 Actual	FY13 Adopted Budget	FY14 Department Request	FY14 City Manager Proposed	Dollar Change	Percent Change
1000.1.150.41520.3299.00000.00.000	City Clerk/Tax Collector-Misc	(\$140.00)	(\$300.00)	(\$300.00)	(\$300.00)	\$0.00	0.00
	Column: [FY14CityManagerProposed]	Budget	FTE	Position Desc.			
	Description: Pole Licenses 60 @ \$10	(\$60.00)					
	Description: Wetland Applications 24 @ \$10	(\$240.00)					
	Column Total:	(\$300.00)					
Budg_Cat: Licenses & Permits - R20		(\$3,751,118.68)	(\$3,744,755.00)	(\$3,894,755.00)	(\$3,894,755.00)	(\$150,000.00)	4.01
1000.1.150.41520.3352.00000.00.000	City Clerk/Tax Collection-Roo	(\$1,339,489.99)	(\$1,400,000.00)	(\$1,400,000.00)	(\$1,400,000.00)	\$0.00	0.00
	Column: [FY14CityManagerProposed]	Budget	FTE	Position Desc.			
	Description: State allocation of Rooms & Meals income	(\$1,400,000.00)					
	Column Total:	(\$1,400,000.00)					
1000.1.150.41520.3359.00000.00.000	City Clerk/Tax Collection-Railr	(\$1,560.29)	(\$910.00)	(\$910.00)	(\$910.00)	\$0.00	0.00
	Column: [FY14CityManagerProposed]	Budget	FTE	Position Desc.			
	Description: Railroad Tax	(\$910.00)					
	Column Total:	(\$910.00)					
Budg_Cat: Intergovernmental - R30		(\$1,341,050.28)	(\$1,400,910.00)	(\$1,400,910.00)	(\$1,400,910.00)	\$0.00	0.00
1000.1.150.41520.3410.00000.00.000	City Clerk/Tax Collector-Sales	(\$160.00)	(\$1,000.00)	(\$1,000.00)	(\$1,000.00)	\$0.00	0.00
	Column: [FY14CityManagerProposed]	Budget	FTE	Position Desc.			
	Description: Boca Books 10 @ \$50 ea	(\$500.00)					
	Description: Ward, Street Maps, Zoning Maps 50 @ \$10 ea	(\$500.00)					
	Column Total:	(\$1,000.00)					
Budg_Cat: Charges for Services - R40		(\$160.00)	(\$1,000.00)	(\$1,000.00)	(\$1,000.00)	\$0.00	0.00
1000.1.150.41520.3490.00000.00.000	Misc Service Charges	(\$58.00)	\$0.00	\$0.00	\$0.00	\$0.00	0.00

City of Dover, New Hampshire

General Fund Revenue Detail Report

Fiscal Year: 2013-2014

Print accounts with zero balance Round to whole dollars Account on new page

From Date: 7/1/2013

To Date: 6/30/2014

Definition: FY14 City Manager Proposed

Account	Description	FY12 Actual	FY13 Adopted Budget	FY14 Department Request	FY14 City Manager Proposed	Dollar Change	Percent Change
Budg_Cat: Licenses & Permits - R20		(\$58.00)	\$0.00	\$0.00	\$0.00	\$0.00	0.00
1000.1.150.41520.3490.00000.00.000	City Clerk/Tax Collector-Misc	(\$13,766.08)	(\$9,000.00)	(\$9,000.00)	(\$9,000.00)	\$0.00	0.00
	Column: [FY14CityManagerProposed]	Budget	FTE	Position Desc.			
	Description: Articles of Agreement 5 EA \$5	(\$25.00)					
	Description: Lamination Fees 1,200 EA \$1	(\$1,200.00)					
	Description: Misc. Service Charges	(\$500.00)					
	Description: Notary Fees 973 EA \$5	(\$4,865.00)					
	Description: Photocopy Fees 500 EA \$0.5	(\$250.00)					
	Description: State Tax Liens - Auto Deposit 4 EA \$15	(\$60.00)					
	Description: Voter Cards & City Seal 280 EA \$5	(\$1,400.00)					
	Description: VSX, VSCR, Delayed Birth 70 EA \$10	(\$700.00)					
	Column Total:	(\$9,000.00)					
Budg_Cat: Charges for Services - R40		(\$13,766.08)	(\$9,000.00)	(\$9,000.00)	(\$9,000.00)	\$0.00	0.00
1000.1.150.41520.3521.00000.00.000	City Clerk/Tax Collection-Distr	(\$12,850.48)	(\$25,000.00)	(\$25,000.00)	(\$25,000.00)	\$0.00	0.00
	Column: [FY14CityManagerProposed]	Budget	FTE	Position Desc.			
	Description: Receipts from District Court	(\$25,000.00)					
	Column Total:	(\$25,000.00)					
1000.1.150.41520.3529.00000.00.000	City Clerk/Tax Collector-Misc	(\$8,053.50)	(\$4,500.00)	(\$4,500.00)	(\$4,500.00)	\$0.00	0.00
	Column: [FY14CityManagerProposed]	Budget	FTE	Position Desc.			
	Description: Dog Fines 180 @ \$25 ea	(\$4,500.00)					
	Column Total:	(\$4,500.00)					
1000.1.150.41520.3595.00000.00.000	City Clerk/Tax Collector-Varia	\$866.36	\$0.00	\$0.00	\$0.00	\$0.00	0.00

City of Dover, New Hampshire

General Fund Revenue Detail Report

Fiscal Year: 2013-2014

Print accounts with zero balance Round to whole dollars Account on new page

From Date: 7/1/2013

To Date: 6/30/2014

Definition: FY14 City Manager Proposed

Account	Description	FY12 Actual	FY13 Adopted Budget	FY14 Department Request	FY14 City Manager Proposed	Dollar Change	Percent Change
1000.1.150.41520.3599.00000.00.000	City Clerk/Tax Collection-Misc	\$0.00	(\$5,000.00)	(\$5,000.00)	(\$5,000.00)	\$0.00	0.00
Column: [FY14CityManagerProposed]		Budget	FTE	Position Desc.			
	Description: Revenue not otherwise anticipated	(\$5,000.00)					
	Column Total:	(\$5,000.00)					
1000.1.150.41520.3611.00000.00.000	Interest on Arrears	(\$55.08)	\$0.00	\$0.00	\$0.00	\$0.00	0.00
1000.1.150.41520.3621.00000.00.000	City Clerk/Tax Collector-Sale	(\$2,471.20)	(\$7,375.00)	(\$697,375.00)	(\$697,375.00)	(\$690,000.00)	9,355.93
Column: [FY14CityManagerProposed]		Budget	FTE	Position Desc.			
	Description: Back Packs 10 @ \$8 ea	(\$80.00)					
	Description: Bricks 1 @ \$75 ea	(\$75.00)					
	Description: Cards, Magnets, Bulkey Items Tags 700 @ \$3	(\$2,100.00)					
	Description: City Maps, City Pins 25 @ \$1 ea	(\$25.00)					
	Description: Denim Shirts 10 @ \$25 ea	(\$250.00)					
	Description: Freon Tags 150 @ \$10 ea	(\$1,500.00)					
	Description: Hats 30 @ \$9 ea	(\$270.00)					
	Description: Mugs 20 @ \$6 ea	(\$120.00)					
	Description: Release of Waterfront Deposit	(\$40,000.00)					
	Description: Sale of City Property - City Auction	(\$2,500.00)					
	Description: Sale of Oak Street Armory	(\$650,000.00)					
	Description: Sweatshirts 9 @ \$15	(\$135.00)					
	Description: T- Shirts / Bags 20 @ \$10 ea	(\$200.00)					
	Description: Travel Mugs 15 @ \$8 ea	(\$120.00)					
	Column Total:	(\$697,375.00)					

City of Dover, New Hampshire

General Fund Revenue Detail Report

Fiscal Year: 2013-2014

Print accounts with zero balance Round to whole dollars Account on new page

From Date: 7/1/2013

To Date: 6/30/2014

Definition: FY14 City Manager Proposed

Account	Description	FY12 Actual	FY13 Adopted Budget	FY14 Department Request	FY14 City Manager Proposed	Dollar Change	Percent Change
1000.1.150.41520.3631.00000.00.000	City Clerk/Tax Collector-Facili	(\$34,074.09)	(\$31,002.00)	(\$31,002.00)	(\$31,002.00)	\$0.00	0.00
Column: [FY14CityManagerProposed]		Budget	FTE	Position Desc.			
	Description: Lease of Cocheco Falls Dam - 1st Half	(\$12,500.00)					
	Description: Lease of Cocheco Falls Dam - 2nd Half	(\$12,500.00)					
	Description: Lease to Children's Museum	(\$1.00)					
	Description: Mast Road Monopole Lease	(\$1.00)					
	Description: Rental of City Hall Auditorium	(\$6,000.00)					
	Column Total:	(\$31,002.00)					
Budg_Cat:	Misc. Revenue - R50	(\$56,637.99)	(\$72,877.00)	(\$762,877.00)	(\$762,877.00)	(\$690,000.00)	946.80
Func:	Finance - City Clerk & Tax Collection - 41520	(\$70,050,081.53)	(\$71,340,407.00)	(\$76,262,896.00)	(\$74,154,559.00)	(\$2,814,152.00)	3.94

City of Dover, New Hampshire

General Fund Revenue Detail Report

Fiscal Year: 2013-2014

 Print accounts with zero balance
 Round to whole dollars
 Account on new page

From Date: 7/1/2013

To Date: 6/30/2014

Definition: FY14 City Manager Proposed

Account	Description	FY12 Actual	FY13 Adopted Budget	FY14 Department Request	FY14 City Manager Proposed	Dollar Change	Percent Change
1000.1.180.41910.3311.00000.00.000	Federal Grant Reimbrsmt	\$0.00	\$0.00	(\$29,500.00)	(\$29,500.00)	(\$29,500.00)	0.00
	Column: [FY14CityManagerProposed]	Budget	FTE	Position Desc.			
	Description: Community Planning Grant	(\$29,500.00)					
	Column Total:	(\$29,500.00)					
Budg_Cat: Intergovernmental - R30		\$0.00	\$0.00	(\$29,500.00)	(\$29,500.00)	(\$29,500.00)	0.00
1000.1.180.41910.3410.00000.00.000	Planning-Sales & Service Cha	(\$77,111.22)	(\$50,000.00)	(\$60,000.00)	(\$60,000.00)	(\$10,000.00)	20.00
	Column: [FY14CityManagerProposed]	Budget	FTE	Position Desc.			
	Description: Planning Board Fees	(\$55,000.00)					
	Description: Zoning Board Fees	(\$5,000.00)					
	Column Total:	(\$60,000.00)					
1000.1.180.41910.3411.00000.00.000	Planning-Copy Sales	(\$350.50)	(\$300.00)	(\$300.00)	(\$300.00)	\$0.00	0.00
	Column: [FY14CityManagerProposed]	Budget	FTE	Position Desc.			
	Description: Photocopy Sales	(\$300.00)					
	Column Total:	(\$300.00)					
Budg_Cat: Charges for Services - R40		(\$77,461.72)	(\$50,300.00)	(\$60,300.00)	(\$60,300.00)	(\$10,000.00)	19.88
1000.1.180.41910.3912.00000.00.000	Transfer From Special Rev	(\$75,000.00)	(\$75,000.00)	(\$75,000.00)	(\$75,000.00)	\$0.00	0.00
	Column: [FY14CityManagerProposed]	Budget	FTE	Position Desc.			
	Description: Conservation Fund to pay for Planner	(\$75,000.00)	0.2000	City Planner			
	Column Total:	(\$75,000.00)					
Budg_Cat: Other Financing Sources - R90		(\$75,000.00)	(\$75,000.00)	(\$75,000.00)	(\$75,000.00)	\$0.00	0.00
Func: Planning - 41910		(\$152,461.72)	(\$125,300.00)	(\$164,800.00)	(\$164,800.00)	(\$39,500.00)	31.52

City of Dover, New Hampshire

General Fund Revenue Detail Report

Fiscal Year: 2013-2014

Print accounts with zero balance Round to whole dollars Account on new page

From Date: 7/1/2013

To Date: 6/30/2014

Definition: FY14 City Manager Proposed

Account	Description	FY12 Actual	FY13 Adopted Budget	FY14 Department Request	FY14 City Manager Proposed	Dollar Change	Percent Change
1000.1.190.41991.3341.00000.00.000	Misc Gen Gov't - State Reimb	(\$33,164.15)	\$0.00	\$0.00	\$0.00	\$0.00	0.00
1000.1.190.41991.3390.00000.00.000	Misc Gen Gov't - Misc Intergo	(\$99,848.85)	(\$50,000.00)	(\$50,000.00)	(\$50,000.00)	\$0.00	0.00
	Column: [FY14CityManagerProposed]	Budget	FTE	Position Desc.			
	Description: Misc Gen Gov't - Misc Intergovernmental	(\$50,000.00)					
	Column Total:	(\$50,000.00)					
Budg_Cat: Intergovernmental - R30		(\$133,013.00)	(\$50,000.00)	(\$50,000.00)	(\$50,000.00)	\$0.00	0.00
1000.1.190.41991.3480.00000.00.000	Misc Gen Gov't - Dept Overhe	(\$370,300.08)	(\$375,100.00)	(\$375,100.00)	(\$375,100.00)	\$0.00	0.00
	Column: [FY14CityManagerProposed]	Budget	FTE	Position Desc.			
	Description: Sewer Fund Admin Allocation	(\$219,600.00)					
	Description: Water Fund Admin Allocation	(\$155,500.00)					
	Column Total:	(\$375,100.00)					
Budg_Cat: Charges for Services - R40		(\$370,300.08)	(\$375,100.00)	(\$375,100.00)	(\$375,100.00)	\$0.00	0.00
Func: Misc Gen Gov't - 41991		(\$503,313.08)	(\$425,100.00)	(\$425,100.00)	(\$425,100.00)	\$0.00	0.00

City of Dover, New Hampshire

General Fund Revenue Detail Report

Fiscal Year: 2013-2014

 Print accounts with zero balance Round to whole dollars Account on new page

From Date: 7/1/2013

To Date: 6/30/2014

Definition: FY14 City Manager Proposed

Account	Description	FY12 Actual	FY13 Adopted Budget	FY14 Department Request	FY14 City Manager Proposed	Dollar Change	Percent Change
1000.1.210.42110.3299.00000.00.000	Police Admin-Misc Licenses F	(\$8,535.72)	(\$8,075.00)	(\$8,200.00)	(\$8,200.00)	(\$125.00)	1.55
	Column: [FY14CityManagerProposed]	Budget	FTE	Position Desc.			
	Description: Alarms (original)	(\$700.00)					
	Description: Alarms (renewals)	(\$6,510.00)					
	Description: Dance Licenses	(\$950.00)					
	Description: Pistol Permit (to sell)	(\$40.00)					
	Column Total:	(\$8,200.00)					
Budg_Cat: Licenses & Permits - R20		(\$8,535.72)	(\$8,075.00)	(\$8,200.00)	(\$8,200.00)	(\$125.00)	1.55
1000.1.210.42110.3341.00000.00.000	Police Admin-State Reimburs	(\$4,014.23)	(\$8,000.00)	(\$8,000.00)	(\$8,000.00)	\$0.00	0.00
	Column: [FY14CityManagerProposed]	Budget	FTE	Position Desc.			
	Description: Witness Fees	(\$8,000.00)					
	Column Total:	(\$8,000.00)					
Budg_Cat: Intergovernmental - R30		(\$4,014.23)	(\$8,000.00)	(\$8,000.00)	(\$8,000.00)	\$0.00	0.00
1000.1.210.42110.3490.00000.00.000	Police Admin-Misc Service Ch	(\$19,345.00)	(\$20,125.00)	(\$24,500.00)	(\$24,500.00)	(\$4,375.00)	21.74
	Column: [FY14CityManagerProposed]	Budget	FTE	Position Desc.			
	Description: Fingerprints	(\$4,200.00)					
	Description: Photos	(\$340.00)					
	Description: Police Reports	(\$18,000.00)					
	Description: Police VIN Checks	(\$1,900.00)					
	Description: Record Check Fees	(\$60.00)					
	Column Total:	(\$24,500.00)					
Budg_Cat: Charges for Services - R40		(\$19,345.00)	(\$20,125.00)	(\$24,500.00)	(\$24,500.00)	(\$4,375.00)	21.74

City of Dover, New Hampshire

General Fund Revenue Detail Report

Fiscal Year: 2013-2014

Print accounts with zero balance Round to whole dollars Account on new page

From Date: 7/1/2013

To Date: 6/30/2014

Definition: FY14 City Manager Proposed

Account	Description	FY12 Actual	FY13 Adopted Budget	FY14 Department Request	FY14 City Manager Proposed	Dollar Change	Percent Change
1000.1.210.42110.3529.00000.00.000	Police Admin-Misc Fines & Fo	(\$9,759.64)	(\$11,400.00)	(\$12,650.00)	(\$12,650.00)	(\$1,250.00)	10.96
	Column: [FY14CityManagerProposed]	Budget	FTE	Position Desc.			
	Description: Dog Officer Fines	(\$2,000.00)					
	Description: False Alarm Fees	(\$10,650.00)					
	Column Total:	(\$12,650.00)					
1000.1.210.42110.3599.00000.00.000	Police Admin-Misc Revenue	(\$1,387.98)	(\$2,000.00)	(\$2,000.00)	(\$2,000.00)	\$0.00	0.00
	Column: [FY14CityManagerProposed]	Budget	FTE	Position Desc.			
	Description: Other Misc. Revenue	(\$2,000.00)					
	Column Total:	(\$2,000.00)					
1000.1.210.42110.3611.00000.00.000	Police Admin - Interest on Arr	(\$55.17)	\$0.00	\$0.00	\$0.00	\$0.00	0.00
Budg_Cat: Misc. Revenue - R50		(\$11,202.79)	(\$13,400.00)	(\$14,650.00)	(\$14,650.00)	(\$1,250.00)	9.33
Func: Police Admin - 42110		(\$43,097.74)	(\$49,600.00)	(\$55,350.00)	(\$55,350.00)	(\$5,750.00)	11.59

City of Dover, New Hampshire

General Fund Revenue Detail Report

Fiscal Year: 2013-2014

 Print accounts with zero balance
 Round to whole dollars
 Account on new page

From Date: 7/1/2013

To Date: 6/30/2014

Definition: FY14 City Manager Proposed

Account	Description	FY12 Actual	FY13 Adopted Budget	FY14 Department Request	FY14 City Manager Proposed	Dollar Change	Percent Change
1000.1.210.42120.3410.00000.00.000	Police Operations-Sales & Se	(\$175.53)	(\$60.00)	(\$60.00)	(\$60.00)	\$0.00	0.00
	Column: [FY14CityManagerProposed]	Budget	FTE	Position Desc.			
	Description: Police Operations-Sales & Services Charges	(\$60.00)					
	Column Total:	(\$60.00)					
Budg_Cat:	Charges for Services - R40	(\$175.53)	(\$60.00)	(\$60.00)	(\$60.00)	\$0.00	0.00
Func:	Police Operations - 42120	(\$175.53)	(\$60.00)	(\$60.00)	(\$60.00)	\$0.00	0.00

City of Dover, New Hampshire

General Fund Revenue Detail Report

Fiscal Year: 2013-2014

Print accounts with zero balance Round to whole dollars Account on new page

From Date: 7/1/2013

To Date: 6/30/2014

Definition: FY14 City Manager Proposed

Account	Description	FY12 Actual	FY13 Adopted Budget	FY14 Department Request	FY14 City Manager Proposed	Dollar Change	Percent Change
1000.1.210.42150.3390.00000.00.000	Police Support-Misc Intergove	(\$45,906.69)	(\$45,907.00)	(\$45,907.00)	(\$45,907.00)	\$0.00	0.00
	Column: [FY14CityManagerProposed]	Budget	FTE	Position Desc.			
	Description: SAU Transfer - High School Resc Officer	(\$45,907.00)					
	Column Total:	(\$45,907.00)					
Budg_Cat:	Intergovernmental - R30	(\$45,906.69)	(\$45,907.00)	(\$45,907.00)	(\$45,907.00)	\$0.00	0.00
Func:	Police Support - 42150	(\$45,906.69)	(\$45,907.00)	(\$45,907.00)	(\$45,907.00)	\$0.00	0.00

City of Dover, New Hampshire

General Fund Revenue Detail Report

Fiscal Year: 2013-2014

 Print accounts with zero balance
 Round to whole dollars
 Account on new page

From Date: 7/1/2013

To Date: 6/30/2014

Definition: FY14 City Manager Proposed

Account	Description	FY12 Actual	FY13 Adopted Budget	FY14 Department Request	FY14 City Manager Proposed	Dollar Change	Percent Change
1000.1.210.42180.3410.00000.00.000	Police Dispatch -Sales & Serv	\$4,000.00	(\$4,841.00)	(\$4,846.00)	(\$4,846.00)	(\$5.00)	0.10
	Column: [FY14CityManagerProposed]	Budget	FTE	Position Desc.			
	Description: Dispatch Service- Rollinsford 3% Increase	(\$4,846.00)					
	Column Total:	(\$4,846.00)					
Budg_Cat: Charges for Services - R40		\$4,000.00	(\$4,841.00)	(\$4,846.00)	(\$4,846.00)	(\$5.00)	0.10
1000.1.210.42180.3918.00000.00.000	Transfer From Trust Fund	\$0.00	(\$115,000.00)	\$0.00	\$0.00	\$115,000.00	(100.00)
Budg_Cat: Other Financing Sources - R90		\$0.00	(\$115,000.00)	\$0.00	\$0.00	\$115,000.00	(100.00)
Func: PS Dispatch - 42180		\$4,000.00	(\$119,841.00)	(\$4,846.00)	(\$4,846.00)	\$114,995.00	(95.96)

City of Dover, New Hampshire

General Fund Revenue Detail Report

Fiscal Year: 2013-2014

Print accounts with zero balance Round to whole dollars Account on new page

From Date: 7/1/2013

To Date: 6/30/2014

Definition: FY14 City Manager Proposed

Account	Description	FY12 Actual	FY13 Adopted Budget	FY14 Department Request	FY14 City Manager Proposed	Dollar Change	Percent Change
1000.1.220.42210.3425.00000.00.000	F&R Admin-Ambulance Serv	(\$875,700.43)	(\$920,000.00)	(\$1,000,000.00)	(\$1,000,000.00)	(\$80,000.00)	8.70
	Column: [FY14CityManagerProposed]	Budget	FTE	Position Desc.			
	Description: Billing for Ambulance Services	(\$1,000,000.00)					
	Column Total:	(\$1,000,000.00)					
1000.1.220.42210.3490.00000.00.000	F&R Admin-Misc Service Cha	(\$816.50)	(\$600.00)	(\$600.00)	(\$600.00)	\$0.00	0.00
	Column: [FY14CityManagerProposed]	Budget	FTE	Position Desc.			
	Description: Fire Reports	(\$600.00)					
	Column Total:	(\$600.00)					
Budg_Cat: Charges for Services - R40		(\$876,516.93)	(\$920,600.00)	(\$1,000,600.00)	(\$1,000,600.00)	(\$80,000.00)	8.69
Func: F&R Admin - 42210		(\$876,516.93)	(\$920,600.00)	(\$1,000,600.00)	(\$1,000,600.00)	(\$80,000.00)	8.69

City of Dover, New Hampshire

General Fund Revenue Detail Report

Fiscal Year: 2013-2014

 Print accounts with zero balance
 Round to whole dollars
 Account on new page

From Date: 7/1/2013

To Date: 6/30/2014

Definition: FY14 City Manager Proposed

Account	Description	FY12 Actual	FY13 Adopted Budget	FY14 Department Request	FY14 City Manager Proposed	Dollar Change	Percent Change
1000.1.220.42220.3236.00000.00.000	F&R Suppression - Fire & Res	(\$15,010.51)	\$0.00	\$0.00	\$0.00	\$0.00	0.00
Budg_Cat: Licenses & Permits - R20		(\$15,010.51)	\$0.00	\$0.00	\$0.00	\$0.00	0.00
1000.1.220.42220.3410.00000.00.000	F&R Suppression - Sales & S	(\$9,172.57)	\$0.00	\$0.00	\$0.00	\$0.00	0.00
Budg_Cat: Charges for Services - R40		(\$9,172.57)	\$0.00	\$0.00	\$0.00	\$0.00	0.00
1000.1.220.42220.3611.00000.00.000	F&R Suppression - Interest or	(\$136.15)	\$0.00	\$0.00	\$0.00	\$0.00	0.00
1000.1.220.42220.3621.00000.00.000	Sale of City Property	(\$114.20)	\$0.00	\$0.00	\$0.00	\$0.00	0.00
Budg_Cat: Misc. Revenue - R50		(\$250.35)	\$0.00	\$0.00	\$0.00	\$0.00	0.00
Func: F&R Suppression - 42220		(\$24,433.43)	\$0.00	\$0.00	\$0.00	\$0.00	0.00

City of Dover, New Hampshire

General Fund Revenue Detail Report

Fiscal Year: 2013-2014

Print accounts with zero balance Round to whole dollars Account on new page

From Date: 7/1/2013

To Date: 6/30/2014

Definition: FY14 City Manager Proposed

Account	Description	FY12 Actual	FY13 Adopted Budget	FY14 Department Request	FY14 City Manager Proposed	Dollar Change	Percent Change
1000.1.220.42230.3410.00000.00.000	F&R Prevention - Sales & Ser	(\$290.48)	\$0.00	\$0.00	\$0.00	\$0.00	0.00
Budg_Cat:	Charges for Services - R40	(\$290.48)	\$0.00	\$0.00	\$0.00	\$0.00	0.00
Func:	F&R Prevention - 42230	(\$290.48)	\$0.00	\$0.00	\$0.00	\$0.00	0.00

City of Dover, New Hampshire

General Fund Revenue Detail Report

Fiscal Year: 2013-2014

 Print accounts with zero balance
 Round to whole dollars
 Account on new page

From Date: 7/1/2013

To Date: 6/30/2014

Definition: FY14 City Manager Proposed

Account	Description	FY12 Actual	FY13 Adopted Budget	FY14 Department Request	FY14 City Manager Proposed	Dollar Change	Percent Change
1000.1.220.42250.3211.00000.00.000	Inspection-Health Licenses &	(\$36,471.57)	(\$30,000.00)	(\$30,000.00)	(\$30,000.00)	\$0.00	0.00
	Column: [FY14CityManagerProposed]	Budget	FTE	Position Desc.			
	Description: Yearly Licenses and Permits	(\$30,000.00)					
	Column Total:	(\$30,000.00)					
1000.1.220.42250.3231.00000.00.000	Inspection-Building Permits	(\$289,243.10)	(\$300,000.00)	(\$315,000.00)	(\$315,000.00)	(\$15,000.00)	5.00
	Column: [FY14CityManagerProposed]	Budget	FTE	Position Desc.			
	Description: Building Permits	(\$315,000.00)					
	Column Total:	(\$315,000.00)					
1000.1.220.42250.3232.00000.00.000	Inspection-Electrical Permits	(\$79,790.21)	(\$70,000.00)	(\$73,500.00)	(\$73,500.00)	(\$3,500.00)	5.00
	Column: [FY14CityManagerProposed]	Budget	FTE	Position Desc.			
	Description: Electrical Permits	(\$73,500.00)					
	Column Total:	(\$73,500.00)					
1000.1.220.42250.3234.00000.00.000	Inspection-Plumbing Permits	(\$57,165.50)	(\$65,000.00)	(\$68,250.00)	(\$68,250.00)	(\$3,250.00)	5.00
	Column: [FY14CityManagerProposed]	Budget	FTE	Position Desc.			
	Description: Plumbing Permits	(\$68,250.00)					
	Column Total:	(\$68,250.00)					
1000.1.220.42250.3235.00000.00.000	Inspection-Trailer Park Permit	(\$150.00)	(\$175.00)	(\$175.00)	(\$175.00)	\$0.00	0.00
	Column: [FY14CityManagerProposed]	Budget	FTE	Position Desc.			
	Description: Permits for Trailer Parks	(\$175.00)					
	Column Total:	(\$175.00)					

City of Dover, New Hampshire

General Fund Revenue Detail Report

Fiscal Year: 2013-2014

Print accounts with zero balance Round to whole dollars Account on new page

From Date: 7/1/2013

To Date: 6/30/2014

Definition: FY14 City Manager Proposed

Account	Description	FY12 Actual	FY13 Adopted Budget	FY14 Department Request	FY14 City Manager Proposed	Dollar Change	Percent Change
1000.1.220.42250.3236.00000.00.000	Inspection Services - Fire Blast	(\$11,297.18)	(\$2,900.00)	(\$2,900.00)	(\$2,900.00)	\$0.00	0.00
	Column: [FY14CityManagerProposed]	Budget	FTE	Position Desc.			
	Description: Fire Blasting Permits	(\$2,400.00)					
	Description: Fireworks Permit Fees	(\$500.00)					
	Column Total:	(\$2,900.00)					
1000.1.220.42250.3299.00000.00.000	Inspection-Misc Licenses Permits	(\$2,575.54)	\$0.00	\$0.00	\$0.00	\$0.00	0.00
Budg_Cat: Licenses & Permits - R20		(\$476,693.10)	(\$468,075.00)	(\$489,825.00)	(\$489,825.00)	(\$21,750.00)	4.65
1000.1.220.42250.3410.00000.00.000	Inspection-Sales & Service Charges	\$0.00	(\$26,000.00)	(\$26,000.00)	(\$26,000.00)	\$0.00	0.00
	Column: [FY14CityManagerProposed]	Budget	FTE	Position Desc.			
	Description: Fire Inspection Fees	(\$26,000.00)					
	Column Total:	(\$26,000.00)					
1000.1.220.42250.3411.00000.00.000	Inspection-Copy Sales	(\$3.00)	\$0.00	(\$50.00)	(\$50.00)	(\$50.00)	0.00
	Column: [FY14CityManagerProposed]	Budget	FTE	Position Desc.			
	Description: Inspection-Copy Sales	(\$50.00)					
	Column Total:	(\$50.00)					
Budg_Cat: Charges for Services - R40		(\$3.00)	(\$26,000.00)	(\$26,050.00)	(\$26,050.00)	(\$50.00)	0.19
1000.1.220.42250.3611.00000.00.000	Inspection-Interest on Arrears	(\$60.87)	\$0.00	\$0.00	\$0.00	\$0.00	0.00
Budg_Cat: Misc. Revenue - R50		(\$60.87)	\$0.00	\$0.00	\$0.00	\$0.00	0.00
Func: Inspection Services - 42250		(\$476,756.97)	(\$494,075.00)	(\$515,875.00)	(\$515,875.00)	(\$21,800.00)	4.41

City of Dover, New Hampshire

General Fund Revenue Detail Report

Fiscal Year: 2013-2014

 Print accounts with zero balance
 Round to whole dollars
 Account on new page

From Date: 7/1/2013

To Date: 6/30/2014

Definition: FY14 City Manager Proposed

Account	Description	FY12 Actual	FY13 Adopted Budget	FY14 Department Request	FY14 City Manager Proposed	Dollar Change	Percent Change
1000.1.300.41941.3918.00000.00.000	Gen Gov't Buildings - Transfer	(\$30,624.07)	(\$30,725.00)	(\$30,725.00)	(\$30,725.00)	\$0.00	0.00
	Column: [FY14CityManagerProposed]	Budget	FTE	Position Desc.			
	Description: Transfer from TIP Reserve for Train Station Expens	(\$30,725.00)					
	Column Total:	(\$30,725.00)					
Budg_Cat:	Operating Transfers In - R80	(\$30,624.07)	(\$30,725.00)	(\$30,725.00)	(\$30,725.00)	\$0.00	0.00
Func:	Gen Gov't Buildings - 41941	(\$30,624.07)	(\$30,725.00)	(\$30,725.00)	(\$30,725.00)	\$0.00	0.00

City of Dover, New Hampshire

General Fund Revenue Detail Report

Fiscal Year: 2013-2014

Print accounts with zero balance Round to whole dollars Account on new page

From Date: 7/1/2013

To Date: 6/30/2014

Definition: FY14 City Manager Proposed

Account	Description	FY12 Actual	FY13 Adopted Budget	FY14 Department Request	FY14 City Manager Proposed	Dollar Change	Percent Change
1000.1.300.41951.3432.00000.00.000	CS - Cemetery-Interment Cha	(\$46,495.00)	(\$49,800.00)	(\$49,800.00)	(\$49,800.00)	\$0.00	0.00
	Column: [FY14CityManagerProposed]	Budget	FTE	Position Desc.			
	Description: Cremations - Summer 16 @ \$300	(\$4,800.00)					
	Description: Cremations - Winter 1 @ \$400	(\$400.00)					
	Description: Summer - Regular 29 @ \$600	(\$17,400.00)					
	Description: Winter - Regular 32 @ \$850	(\$27,200.00)					
	Column Total:	(\$49,800.00)					
1000.1.300.41951.3434.00000.00.000	CS - Cemetery-Headstone Fo	(\$1,060.00)	(\$1,000.00)	(\$1,000.00)	(\$1,000.00)	\$0.00	0.00
	Column: [FY14CityManagerProposed]	Budget	FTE	Position Desc.			
	Description: Headstone Foundation Construction	(\$1,000.00)					
	Column Total:	(\$1,000.00)					
Budg_Cat: Charges for Services - R40		(\$47,555.00)	(\$50,800.00)	(\$50,800.00)	(\$50,800.00)	\$0.00	0.00
1000.1.300.41951.3918.00000.00.000	CS - Cemetery-Transfer From	(\$32,000.00)	(\$42,000.00)	(\$42,000.00)	(\$42,000.00)	\$0.00	0.00
	Column: [FY14CityManagerProposed]	Budget	FTE	Position Desc.			
	Description: Transfer from Perpetual Care Trust Funds	(\$42,000.00)					
	Column Total:	(\$42,000.00)					
Budg_Cat: Operating Transfers In - R80		(\$32,000.00)	(\$42,000.00)	(\$42,000.00)	(\$42,000.00)	\$0.00	0.00
Func: CS - Cemetery - 41951		(\$79,555.00)	(\$92,800.00)	(\$92,800.00)	(\$92,800.00)	\$0.00	0.00

City of Dover, New Hampshire

General Fund Revenue Detail Report

Fiscal Year: 2013-2014

 Print accounts with zero balance
 Round to whole dollars
 Account on new page

From Date: 7/1/2013

To Date: 6/30/2014

Definition: FY14 City Manager Proposed

Account	Description	FY12 Actual	FY13 Adopted Budget	FY14 Department Request	FY14 City Manager Proposed	Dollar Change	Percent Change
1000.1.300.43111.3353.00000.00.000	CS - Admin-Highway Block Gi	(\$558,496.91)	(\$501,952.00)	(\$501,952.00)	(\$501,952.00)	\$0.00	0.00
	Column: [FY14CityManagerProposed]	Budget	FTE	Position Desc.			
	Description: Citys Share Block Grant for Highway	(\$501,952.00)					
	Column Total:	(\$501,952.00)					
Budg_Cat: Intergovernmental - R30		(\$558,496.91)	(\$501,952.00)	(\$501,952.00)	(\$501,952.00)	\$0.00	0.00
Func: CS - Admin - 43111		(\$558,496.91)	(\$501,952.00)	(\$501,952.00)	(\$501,952.00)	\$0.00	0.00

City of Dover, New Hampshire

General Fund Revenue Detail Report

Fiscal Year: 2013-2014

Print accounts with zero balance Round to whole dollars Account on new page

From Date: 7/1/2013

To Date: 6/30/2014

Definition: FY14 City Manager Proposed

Account	Description	FY12 Actual	FY13 Adopted Budget	FY14 Department Request	FY14 City Manager Proposed	Dollar Change	Percent Change
1000.1.300.43112.3410.00000.00.000	CS - Engineering-Sales & Ser	(\$45,412.36)	(\$60,425.00)	(\$60,425.00)	(\$60,425.00)	\$0.00	0.00
	Column: [FY14CityManagerProposed]	Budget	FTE	Position Desc.			
	Description: Administer excavation permits/inspection 80 @ \$100	(\$8,000.00)					
	Description: Blueprints and Misc. Copies	(\$100.00)					
	Description: Construction Inspections 600hrs @ \$75	(\$45,000.00)					
	Description: Driveway Permits 75 @ \$75	(\$5,625.00)					
	Description: GIS Maps	(\$200.00)					
	Description: Paving Licenses 25 @ \$20	(\$500.00)					
	Description: Septic Design Reviews 20 @ \$50	(\$1,000.00)					
	Column Total:	(\$60,425.00)					
Budg_Cat: Charges for Services - R40		(\$45,412.36)	(\$60,425.00)	(\$60,425.00)	(\$60,425.00)	\$0.00	0.00
1000.1.300.43112.3611.00000.00.000	CS - Engineering - Interest on	(\$821.47)	\$0.00	\$0.00	\$0.00	\$0.00	0.00
Budg_Cat: Misc. Revenue - R50		(\$821.47)	\$0.00	\$0.00	\$0.00	\$0.00	0.00
Func: CS - Engineering - 43112		(\$46,233.83)	(\$60,425.00)	(\$60,425.00)	(\$60,425.00)	\$0.00	0.00

City of Dover, New Hampshire

General Fund Revenue Detail Report

Fiscal Year: 2013-2014

 Print accounts with zero balance
 Round to whole dollars
 Account on new page

From Date: 7/1/2013

To Date: 6/30/2014

Definition: FY14 City Manager Proposed

Account	Description	FY12 Actual	FY13 Adopted Budget	FY14 Department Request	FY14 City Manager Proposed	Dollar Change	Percent Change
1000.1.300.43121.3410.00000.00.000	CS - Streets - Sales & Service	(\$15.00)	\$0.00	\$0.00	\$0.00	\$0.00	0.00
Budg_Cat:	Charges for Services - R40	(\$15.00)	\$0.00	\$0.00	\$0.00	\$0.00	0.00
1000.1.300.43121.3599.00000.00.000	CS - Streets - Misc Revenue	(\$495.00)	\$0.00	\$0.00	\$0.00	\$0.00	0.00
Budg_Cat:	Misc. Revenue - R50	(\$495.00)	\$0.00	\$0.00	\$0.00	\$0.00	0.00
Func:	CS - Streets - 43121	(\$510.00)	\$0.00	\$0.00	\$0.00	\$0.00	0.00

City of Dover, New Hampshire

General Fund Revenue Detail Report

Fiscal Year: 2013-2014

Print accounts with zero balance Round to whole dollars Account on new page

From Date: 7/1/2013

To Date: 6/30/2014

Definition: FY14 City Manager Proposed

Account	Description	FY12 Actual	FY13 Adopted Budget	FY14 Department Request	FY14 City Manager Proposed	Dollar Change	Percent Change
1000.1.300.43125.3912.00000.00.000	CS Snow Removal - Transfer	\$0.00	(\$30,000.00)	(\$30,000.00)	(\$30,000.00)	\$0.00	0.00
	Column: [FY14CityManagerProposed]	Budget	FTE	Position Desc.			
	Description: Downtown Parking Snow Removal	(\$30,000.00)					
	Column Total:	(\$30,000.00)					
	Budg_Cat: Operating Transfers In - R80	\$0.00	(\$30,000.00)	(\$30,000.00)	(\$30,000.00)	\$0.00	0.00
	Func: CS - Snow Rmvl - 43125	\$0.00	(\$30,000.00)	(\$30,000.00)	(\$30,000.00)	\$0.00	0.00

City of Dover, New Hampshire

General Fund Revenue Detail Report

Fiscal Year: 2013-2014

 Print accounts with zero balance
 Round to whole dollars
 Account on new page

From Date: 7/1/2013

To Date: 6/30/2014

Definition: FY14 City Manager Proposed

Account	Description	FY12 Actual	FY13 Adopted Budget	FY14 Department Request	FY14 City Manager Proposed	Dollar Change	Percent Change
1000.1.300.43240.3341.00000.00.000	CS - Recycling Mgmt-State R	(\$6,537.00)	(\$5,900.00)	(\$5,900.00)	(\$5,900.00)	\$0.00	0.00
	Column: [FY14CityManagerProposed]	Budget	FTE	Position Desc.			
	Description: State reimbursement HHW grant	(\$5,900.00)					
	Column Total:	(\$5,900.00)					
1000.1.300.43240.3390.00000.00.000	CS - Recycling Mgmt - Misc Ir	(\$12,136.88)	(\$12,243.00)	(\$12,243.00)	(\$12,243.00)	\$0.00	0.00
	Column: [FY14CityManagerProposed]	Budget	FTE	Position Desc.			
	Description: Hazardous Waste Reimbursement (Towns)	(\$4,400.00)					
	Description: Town of Madbury Recycling Center Use	(\$7,843.00)					
	Column Total:	(\$12,243.00)					
Budg_Cat: Intergovernmental - R30		(\$18,673.88)	(\$18,143.00)	(\$18,143.00)	(\$18,143.00)	\$0.00	0.00
1000.1.300.43240.3410.00000.00.000	CS - Recycling Mgmt-Sales &	(\$132,792.38)	(\$167,000.00)	(\$152,000.00)	(\$152,000.00)	\$15,000.00	(8.98)
	Column: [FY14CityManagerProposed]	Budget	FTE	Position Desc.			
	Description: 1,712,000 lbs @ .08 lb Construction Debr	(\$137,000.00)					
	Description: 100,000 lbs @ .11 lb Construction Debris	(\$11,000.00)					
	Description: Freon revenue (extraction) 400 @ \$10	(\$4,000.00)					
	Column Total:	(\$152,000.00)					
1000.1.300.43240.3490.00000.00.000	CS - Recycling Mgmt - Misc S	\$63.00	\$0.00	\$0.00	\$0.00	\$0.00	0.00
Budg_Cat: Charges for Services - R40		(\$132,729.38)	(\$167,000.00)	(\$152,000.00)	(\$152,000.00)	\$15,000.00	(8.98)

City of Dover, New Hampshire

General Fund Revenue Detail Report

Fiscal Year: 2013-2014

Print accounts with zero balance Round to whole dollars Account on new page

From Date: 7/1/2013

To Date: 6/30/2014

Definition: FY14 City Manager Proposed

Account	Description	FY12 Actual	FY13 Adopted Budget	FY14 Department Request	FY14 City Manager Proposed	Dollar Change	Percent Change
1000.1.300.43240.3621.00000.00.000	CS - Recycling Mgmt-Sale of	(\$47,195.09)	(\$45,000.00)	(\$40,000.00)	(\$40,000.00)	\$5,000.00	(11.11)
	Column: [FY14CityManagerProposed]	Budget	FTE	Position Desc.			
	Description: 267 tons @ \$150 ton scrap metal	(\$40,000.00)					
	Column Total:	(\$40,000.00)					
Budg_Cat: Misc. Revenue - R50		(\$47,195.09)	(\$45,000.00)	(\$40,000.00)	(\$40,000.00)	\$5,000.00	(11.11)
Func: CS - Recycling Mgmt - 43240		(\$198,598.35)	(\$230,143.00)	(\$210,143.00)	(\$210,143.00)	\$20,000.00	(8.69)

City of Dover, New Hampshire

General Fund Revenue Detail Report

Fiscal Year: 2013-2014

 Print accounts with zero balance
 Round to whole dollars
 Account on new page

From Date: 7/1/2013

To Date: 6/30/2014

Definition: FY14 City Manager Proposed

Account	Description	FY12 Actual	FY13 Adopted Budget	FY14 Department Request	FY14 City Manager Proposed	Dollar Change	Percent Change
1000.1.350.45121.3442.00000.00.000	REC - McConnell Recreation-	(\$27,466.35)	\$0.00	\$0.00	\$0.00	\$0.00	0.00
1000.1.350.45121.3443.00000.00.000	McConnell Recreation - Non-F	(\$3,033.00)	\$0.00	\$0.00	\$0.00	\$0.00	0.00
Budg_Cat: Charges for Services - R40		(\$30,499.35)	\$0.00	\$0.00	\$0.00	\$0.00	0.00
1000.1.350.45121.3631.00000.00.000	REC - McConnell Recreation-	(\$3,965.00)	(\$8,000.00)	\$0.00	\$0.00	\$8,000.00	(100.00)
1000.1.350.45121.3632.00000.00.000	REC - McConnell Recreation-	(\$36.00)	\$0.00	\$0.00	\$0.00	\$0.00	0.00
Budg_Cat: Misc. Revenue - R50		(\$4,001.00)	(\$8,000.00)	\$0.00	\$0.00	\$8,000.00	(100.00)
Func: McConnell Recreation - 45121		(\$34,500.35)	(\$8,000.00)	\$0.00	\$0.00	\$8,000.00	(100.00)

City of Dover, New Hampshire

General Fund Revenue Detail Report

Fiscal Year: 2013-2014

Print accounts with zero balance Round to whole dollars Account on new page

From Date: 7/1/2013

To Date: 6/30/2014

Definition: FY14 City Manager Proposed

Account	Description	FY12 Actual	FY13 Adopted Budget	FY14 Department Request	FY14 City Manager Proposed	Dollar Change	Percent Change
---------	-------------	-------------	---------------------	-------------------------	----------------------------	---------------	----------------

1000.1.350.45124.3410.00000.00.000	Indoor Pool-Sales & Service C	(\$551.00)	(\$500.00)	(\$500.00)	(\$500.00)	\$0.00	0.00
Column: [FY14CityManagerProposed]		Budget	FTE	Position Desc.			
	Description: Caps	(\$250.00)					
	Description: Misc. Items	(\$250.00)					
	Column Total:	(\$500.00)					

City of Dover, New Hampshire

General Fund Revenue Detail Report

Fiscal Year: 2013-2014

Print accounts with zero balance Round to whole dollars Account on new page

From Date: 7/1/2013

To Date: 6/30/2014

Definition: FY14 City Manager Proposed

Account	Description	FY12 Actual	FY13 Adopted Budget	FY14 Department Request	FY14 City Manager Proposed	Dollar Change	Percent Change
1000.1.350.45124.3442.00000.00.000	Indoor Pool-Recreation Chrg	(\$33,237.75)	(\$27,570.00)	(\$32,145.00)	(\$32,145.00)	(\$4,575.00)	16.59

Column: [FY14CityManagerProposed]

Budget FTE Position Desc.

Description: Daily Admission Resident Adult 800 @ \$5.00	(\$4,000.00)		
Description: Daily Admission Resident Senior 90 @ \$3.00	(\$270.00)		
Description: Daily Admission Resident Youth 900 @ \$3.00	(\$2,700.00)		
Description: Membership Masters Resident 30 @ \$100.00	(\$3,000.00)		
Description: Membership Resident Adult 60 @ \$160	(\$9,600.00)		
Description: Membership Resident Adult-3 mo. 15 @ \$50	(\$750.00)		
Description: Membership Resident Adult-6 mo. 30 @ \$95	(\$2,850.00)		
Description: Membership Resident Senior 30 @ \$75.00	(\$2,250.00)		
Description: Membership Resident Senior-3 mo. 10 @ \$25	(\$250.00)		
Description: Membership Resident Senior-6 mo. 5 @ \$40	(\$200.00)		
Description: Membership Resident Youth 10 @ \$75.00	(\$750.00)		
Description: Membership Resident Youth-3 mo. 15 @ \$25	(\$325.00)		
Description: Membership Resident Youth-6 mo. 5 @ \$40	(\$200.00)		
Description: Punch Pass Resident Adult 64 @ \$50.00	(\$3,200.00)		
Description: Punch Pass Resident Senior 40 @ \$30.00	(\$1,200.00)		
Description: Punch Pass Resident Youth 20 @ \$30.00	(\$600.00)		

Column Total: (\$32,145.00)

City of Dover, New Hampshire

General Fund Revenue Detail Report

Fiscal Year: 2013-2014

Print accounts with zero balance Round to whole dollars Account on new page

From Date: 7/1/2013

To Date: 6/30/2014

Definition: FY14 City Manager Proposed

Account	Description	FY12 Actual	FY13 Adopted Budget	FY14 Department Request	FY14 City Manager Proposed	Dollar Change	Percent Change
1000.1.350.45124.3443.00000.00.000	Indoor Pool - Non-Resident Cl	(\$36,989.00)	(\$34,400.00)	(\$36,390.00)	(\$36,390.00)	(\$1,990.00)	5.78
Column: [FY14CityManagerProposed]		Budget	FTE	Position Desc.			
	Description: Daily Admission Non-Resident Adult 390 @ \$7	(\$2,730.00)					
	Description: Daily Admission Non-Resident Senior 70 @ \$4	(\$280.00)					
	Description: Daily Admission Non-Resident Youth 500 @ \$4	(\$2,000.00)					
	Description: Membership Masters Non-Resident 25 @ \$160	(\$4,000.00)					
	Description: Membership Non-Resident Adult 40 @ \$320	(\$12,800.00)					
	Description: Membership Non-Resident Adult-3 mo. 5 @ \$100	(\$500.00)					
	Description: Membership Non-Resident Adult-6 mo. 15 @ \$186	(\$2,790.00)					
	Description: Membership Non-Resident Senior 35 @ \$150	(\$5,250.00)					
	Description: Membership Non-Resident Senior-3 mo. 5 @ \$50	(\$250.00)					
	Description: Membership Non-Resident Senior-6 mo. 5 @ \$84	(\$420.00)					
	Description: Membership Non-Resident Youth 5 @ \$150	(\$750.00)					
	Description: Membership Non-Resident Youth-3 mo. 10 @ \$50	(\$500.00)					
	Description: Membership Non-Resident Youth-6 mo. 5 @ \$84	(\$420.00)					
	Description: Punch Pass Non-Resident Adult 30 @ \$70	(\$2,100.00)					
	Description: Punch Pass Non-Resident Senior 20 @ \$40	(\$800.00)					
	Description: Punch Pass Non-Resident Youth 20 @ \$40	(\$800.00)					
	Column Total:	(\$36,390.00)					
Budg_Cat:	Charges for Services - R40	(\$70,777.75)	(\$62,470.00)	(\$69,035.00)	(\$69,035.00)	(\$6,565.00)	10.51

City of Dover, New Hampshire

General Fund Revenue Detail Report

Fiscal Year: 2013-2014

 Print accounts with zero balance
 Round to whole dollars
 Account on new page

From Date: 7/1/2013

To Date: 6/30/2014

Definition: FY14 City Manager Proposed

Account	Description	FY12 Actual	FY13 Adopted Budget	FY14 Department Request	FY14 City Manager Proposed	Dollar Change	Percent Change
1000.1.350.45124.3593.00000.00.000	Indoor Pool - Fund Raising	(\$6,823.20)	(\$10,000.00)	(\$10,000.00)	(\$10,000.00)	\$0.00	0.00
	Column: [FY14CityManagerProposed]	Budget	FTE	Position Desc.			
	Description: Fundraising-additional revenue	(\$10,000.00)					
	Column Total:	(\$10,000.00)					
1000.1.350.45124.3611.00000.00.000	Indoor Pool - Interest on Arrez	(\$59.45)	\$0.00	\$0.00	\$0.00	\$0.00	0.00
1000.1.350.45124.3631.00000.00.000	Indoor Pool-Facilities Rental	(\$78,753.69)	(\$88,550.00)	(\$88,550.00)	(\$88,550.00)	\$0.00	0.00
	Column: [FY14CityManagerProposed]	Budget	FTE	Position Desc.			
	Description: Dive Well 10 @ \$40.00	(\$400.00)					
	Description: Lane Rentals 20 @ \$40.00	(\$800.00)					
	Description: Misc. Rentals 50 @ \$140.00	(\$7,000.00)					
	Description: Swim Teams In Season 40 @ \$125.00	(\$5,000.00)					
	Description: Swim Teams Off Season 685 @ \$110.00	(\$75,350.00)					
	Column Total:	(\$88,550.00)					
1000.1.350.45124.3632.00000.00.000	Indoor Pool-Equipment Renta	(\$2,501.00)	(\$2,000.00)	(\$2,000.00)	(\$2,000.00)	\$0.00	0.00
	Column: [FY14CityManagerProposed]	Budget	FTE	Position Desc.			
	Description: Large Locker 8 @ \$125.00	(\$1,000.00)					
	Description: Small Locker 13 @ \$75.00	(\$1,000.00)					
	Column Total:	(\$2,000.00)					
Budg_Cat: Misc. Revenue - R50		(\$88,137.34)	(\$100,550.00)	(\$100,550.00)	(\$100,550.00)	\$0.00	0.00
Func: Indoor Pool - 45124		(\$158,915.09)	(\$163,020.00)	(\$169,585.00)	(\$169,585.00)	(\$6,565.00)	4.03

City of Dover, New Hampshire

General Fund Revenue Detail Report

Fiscal Year: 2013-2014

Print accounts with zero balance Round to whole dollars Account on new page

From Date: 7/1/2013

To Date: 6/30/2014

Definition: FY14 City Manager Proposed

Account	Description	FY12 Actual	FY13 Adopted Budget	FY14 Department Request	FY14 City Manager Proposed	Dollar Change	Percent Change
1000.1.350.45125.3410.00000.00.000	Thompson Pool-Sales & Servi	\$0.00	(\$150.00)	(\$150.00)	(\$150.00)	\$0.00	0.00
	Column: [FY14CityManagerProposed]	Budget	FTE	Position Desc.			
	Description: Caps	(\$25.00)					
	Description: Goggles	(\$100.00)					
	Description: Misc. Items	(\$25.00)					
	Column Total:	(\$150.00)					
1000.1.350.45125.3442.00000.00.000	Thompson Pool-Recreation C	(\$14,137.30)	(\$11,200.00)	(\$15,120.00)	(\$15,120.00)	(\$3,920.00)	35.00
	Column: [FY14CityManagerProposed]	Budget	FTE	Position Desc.			
	Description: Daily Admission Resident Adult 800 @ \$5	(\$4,000.00)					
	Description: Daily Admission Resident Senior 40 @ \$3	(\$120.00)					
	Description: Daily Admission Resident Youth 2,000 @ \$3	(\$6,000.00)					
	Description: Membership Masters Resident 15 @ \$100	(\$1,500.00)					
	Description: Membership Resident Adult 30 @ \$70	(\$2,100.00)					
	Description: Membership Resident Senior 20 @ \$40	(\$800.00)					
	Description: Membership Resident Youth 15 @ \$40	(\$600.00)					
	Column Total:	(\$15,120.00)					

City of Dover, New Hampshire

General Fund Revenue Detail Report

Fiscal Year: 2013-2014

Print accounts with zero balance Round to whole dollars Account on new page

From Date: 7/1/2013

To Date: 6/30/2014

Definition: FY14 City Manager Proposed

Account	Description	FY12 Actual	FY13 Adopted Budget	FY14 Department Request	FY14 City Manager Proposed	Dollar Change	Percent Change
1000.1.350.45125.3443.00000.00.000	Thompson Pool - Non-Reside	(\$7,466.00)	(\$12,930.00)	(\$8,420.00)	(\$8,420.00)	\$4,510.00	(34.88)
Column: [FY14CityManagerProposed]		Budget	FTE	Position Desc.			
	Description: Daily Admission Non-Resident Adult 200 @ \$7	(\$1,400.00)					
	Description: Daily Admission Non-Resident Senior 20 @ \$4	(\$80.00)					
	Description: Daily Admission Non-Resident Youth 1,000 @ \$4	(\$4,000.00)					
	Description: Membership Masters Non-Resident 10 @ \$140.00	(\$1,400.00)					
	Description: Membership Non-Resident Adult 7 @ \$140.00	(\$980.00)					
	Description: Membership Non-Resident Senior 2 @ \$80	(\$160.00)					
	Description: Membership Non-Resident Youth 5 @ \$80	(\$400.00)					
	Column Total:	(\$8,420.00)					
Budg_Cat:	Charges for Services - R40	(\$21,603.30)	(\$24,280.00)	(\$23,690.00)	(\$23,690.00)	\$590.00	(2.43)
1000.1.350.45125.3593.00000.00.000	Fund Raising	(\$4,694.04)	(\$10,000.00)	(\$10,000.00)	(\$10,000.00)	\$0.00	0.00
Column: [FY14CityManagerProposed]		Budget	FTE	Position Desc.			
	Description: Fundraising-Additional Revenue	(\$10,000.00)					
	Column Total:	(\$10,000.00)					
1000.1.350.45125.3631.00000.00.000	Thompson Pool-Facilities Ren	(\$41,799.50)	(\$48,160.00)	(\$48,160.00)	(\$48,160.00)	\$0.00	0.00
Column: [FY14CityManagerProposed]		Budget	FTE	Position Desc.			
	Description: Seacoast Swim Assoc. 280 @ \$115.00	(\$32,200.00)					
	Description: Swim Meet 12 @ \$1,330.00	(\$15,960.00)					
	Column Total:	(\$48,160.00)					
Budg_Cat:	Misc. Revenue - R50	(\$46,493.54)	(\$58,160.00)	(\$58,160.00)	(\$58,160.00)	\$0.00	0.00
Func:	Thompson Pool - 45125	(\$68,096.84)	(\$82,440.00)	(\$81,850.00)	(\$81,850.00)	\$590.00	(0.72)

City of Dover, New Hampshire

General Fund Revenue Detail Report

Fiscal Year: 2013-2014

Print accounts with zero balance Round to whole dollars Account on new page

From Date: 7/1/2013

To Date: 6/30/2014

Definition: FY14 City Manager Proposed

Account	Description	FY12 Actual	FY13 Adopted Budget	FY14 Department Request	FY14 City Manager Proposed	Dollar Change	Percent Change
1000.1.350.45149.3410.00000.00.000	Arena -Sales & Service Charg	(\$890,636.02)	(\$898,780.00)	(\$898,780.00)	(\$898,780.00)	\$0.00	0.00
Column: [FY14CityManagerProposed]		Budget	FTE	Position Desc.			
	Description: Contract Group Rental - Non-Prime 130 @ \$175.00	(\$22,750.00)					
	Description: Contract Group Rental - Prime 2150 @ \$274.00	(\$589,100.00)					
	Description: Regular Ice Rental - Non-Prime I 26 @ \$195.00	(\$5,070.00)					
	Description: Regular Ice Rental - Non-Prime II 275 @ \$240.00	(\$65,760.00)					
	Description: Regular Ice Rental - Prime 450 @ \$305.00	(\$158,600.00)					
	Description: Summer Ice Day Rate 250 @ \$230.00	(\$57,500.00)					
	Column Total:	(\$898,780.00)					
1000.1.350.45149.3412.00000.00.000	Arena -Vending Machine Sale	(\$3,923.95)	(\$5,000.00)	(\$4,000.00)	(\$4,000.00)	\$1,000.00	(20.00)
Column: [FY14CityManagerProposed]		Budget	FTE	Position Desc.			
	Description: City Hall	(\$1,000.00)					
	Description: Jenny Thompson Pool	(\$200.00)					
	Description: McConnell Gym	(\$2,000.00)					
	Description: Public Works	(\$800.00)					
	Column Total:	(\$4,000.00)					
1000.1.350.45149.3413.00000.00.000	Arena -Commissions	(\$4,425.84)	(\$5,050.00)	(\$5,050.00)	(\$5,050.00)	\$0.00	0.00
Column: [FY14CityManagerProposed]		Budget	FTE	Position Desc.			
	Description: Commissions from Payphones & Video Games	(\$1,250.00)					
	Description: Vending	(\$3,800.00)					
	Column Total:	(\$5,050.00)					

City of Dover, New Hampshire

General Fund Revenue Detail Report

Fiscal Year: 2013-2014

Print accounts with zero balance Round to whole dollars Account on new page

From Date: 7/1/2013

To Date: 6/30/2014

Definition: FY14 City Manager Proposed

Account	Description	FY12 Actual	FY13 Adopted Budget	FY14 Department Request	FY14 City Manager Proposed	Dollar Change	Percent Change
1000.1.350.45149.3441.00000.00.000	Arena -Pro Shop	(\$16,660.25)	(\$15,000.00)	(\$15,000.00)	(\$15,000.00)	\$0.00	0.00
Column: [FY14CityManagerProposed]		Budget	FTE	Position Desc.			
	Description: Pro Shop Sales,Sharpening, Skate Rentals	(\$15,000.00)					
	Column Total:	(\$15,000.00)					

City of Dover, New Hampshire

General Fund Revenue Detail Report

Fiscal Year: 2013-2014

Print accounts with zero balance Round to whole dollars Account on new page

From Date: 7/1/2013

To Date: 6/30/2014

Definition: FY14 City Manager Proposed

Account	Description	FY12 Actual	FY13 Adopted Budget	FY14 Department Request	FY14 City Manager Proposed	Dollar Change	Percent Change
1000.1.350.45149.3442.00000.00.000	Arena -Recreation Charge	(\$247,794.25)	(\$289,005.00)	(\$310,397.00)	(\$310,397.00)	(\$21,392.00)	7.40

Column: [FY14CityManagerProposed]

Budget

FTE Position Desc.

Description: 3 on 3 Spring 150 @ \$150.00	(\$22,500.00)		
Description: Adult Coed Pickup 80 @ \$100.00	(\$8,000.00)		
Description: Adult Intro to Hockey #1 20 @ \$175.00	(\$3,500.00)		
Description: Adult Intro to Hockey #2 20 @ \$200.00	(\$4,000.00)		
Description: Chix with Stix #1 20 @ \$175.00	(\$3,500.00)		
Description: Chix with Stix #2 20 @ \$200.00	(\$4,000.00)		
Description: Chix with Stix #3 20 @ \$200.00	(\$4,000.00)		
Description: Coed League Season #1 78 @ \$290.00	(\$22,620.00)		
Description: Coed League Season #2 78 @ \$250.00	(\$19,500.00)		
Description: Coed League Season #3 78 @ \$290.00	(\$22,620.00)		
Description: Flex Figure 560 @ \$15.00	(\$8,400.00)		
Description: Intro to Hockey-Fall 20 @ \$150.00	(\$3,000.00)		
Description: Intro to Hockey-Spring 20 @ \$150.00	(\$3,000.00)		
Description: Intro to Hockey-Summer 20 @ \$150.00	(\$3,000.00)		
Description: Learn to Skate 70 @ \$90.00	(\$6,300.00)		
Description: Over 30 League 72 @ \$166.00	(\$11,952.00)		
Description: Over 45 League #1 44 @ \$200.00	(\$8,800.00)		
Description: Over 45 League #2 44 @ \$200.00	(\$8,800.00)		
Description: Over 45 League #3 44 @ \$175.00	(\$7,700.00)		
Description: Public Skating (adult) 5,715 @ \$7.00	(\$40,005.00)		
Description: Public Skating (youth) 2,600 @ \$5.00	(\$13,000.00)		
Description: Public Stick Practice (adult) 2,335 @ \$10.00	(\$23,350.00)		

City of Dover, New Hampshire

General Fund Revenue Detail Report

Fiscal Year: 2013-2014

Print accounts with zero balance Round to whole dollars Account on new page

From Date: 7/1/2013

To Date: 6/30/2014

Definition: FY14 City Manager Proposed

Account	Description	FY12 Actual	FY13 Adopted Budget	FY14 Department Request	FY14 City Manager Proposed	Dollar Change	Percent Change
	Description: Public Stick Practice (high school) 412 @ \$8.00	(\$3,296.00)					
	Description: Public Stick Practice (youth) 859 @ \$6.00	(\$5,154.00)					
	Description: Rock Night 3,500 @ \$10.00	(\$35,000.00)					
	Description: Senior League 44 @ \$350.00	(\$15,400.00)					
	Column Total:	(\$310,397.00)					
1000.1.350.45149.3444.00000.00.000	Arena -Food Sales	(\$46,404.81)	(\$48,000.00)	(\$48,000.00)	(\$48,000.00)	\$0.00	0.00
	Column: [FY14CityManagerProposed]	Budget	FTE	Position Desc.			
	Description: Food Sales	(\$48,000.00)					
	Column Total:	(\$48,000.00)					
1000.1.350.45149.3445.00000.00.000	Arena -Vending Sales	(\$8,295.20)	(\$12,000.00)	(\$12,000.00)	(\$12,000.00)	\$0.00	0.00
	Column: [FY14CityManagerProposed]	Budget	FTE	Position Desc.			
	Description: Vending Sales	(\$12,000.00)					
	Column Total:	(\$12,000.00)					
Budg_Cat: Charges for Services - R40		(\$1,218,140.32)	(\$1,272,835.00)	(\$1,293,227.00)	(\$1,293,227.00)	(\$20,392.00)	1.60
1000.1.350.45149.3599.00000.00.000	Arena -Misc Revenue	\$0.00	(\$600.00)	(\$600.00)	(\$600.00)	\$0.00	0.00
	Column: [FY14CityManagerProposed]	Budget	FTE	Position Desc.			
	Description: Reimbursement for Damages	(\$600.00)					
	Column Total:	(\$600.00)					
1000.1.350.45149.3611.00000.00.000	Arena -Interest on Arrears	(\$120.34)	\$0.00	\$0.00	\$0.00	\$0.00	0.00
1000.1.350.45149.3631.00000.00.000	Arena -Facilities Rental	(\$42,502.43)	(\$34,450.00)	(\$34,450.00)	(\$34,450.00)	\$0.00	0.00
	Column: [FY14CityManagerProposed]	Budget	FTE	Position Desc.			
	Description: Advertising	(\$15,000.00)					
	Description: Building Rental	(\$15,800.00)					
	Description: Parties	(\$3,650.00)					
	Column Total:	(\$34,450.00)					

City of Dover, New Hampshire

General Fund Revenue Detail Report

Fiscal Year: 2013-2014

Print accounts with zero balance Round to whole dollars Account on new page

From Date: 7/1/2013

To Date: 6/30/2014

Definition: FY14 City Manager Proposed

Account	Description	FY12 Actual	FY13 Adopted Budget	FY14 Department Request	FY14 City Manager Proposed	Dollar Change	Percent Change
Budg_Cat: Misc. Revenue - R50		(\$42,622.77)	(\$35,050.00)	(\$35,050.00)	(\$35,050.00)	\$0.00	0.00
Func: Arena - 45149		(\$1,260,763.09)	(\$1,307,885.00)	(\$1,328,277.00)	(\$1,328,277.00)	(\$20,392.00)	1.56

City of Dover, New Hampshire

General Fund Revenue Detail Report

Fiscal Year: 2013-2014

Print accounts with zero balance Round to whole dollars Account on new page

From Date: 7/1/2013

To Date: 6/30/2014

Definition: FY14 City Manager Proposed

Account	Description	FY12 Actual	FY13 Adopted Budget	FY14 Department Request	FY14 City Manager Proposed	Dollar Change	Percent Change
1000.1.350.45220.3631.00000.00.000	Parks - Facilities Rental	(\$665.00)	\$0.00	\$0.00	\$0.00	\$0.00	0.00
Budg_Cat:	Misc. Revenue - R50	(\$665.00)	\$0.00	\$0.00	\$0.00	\$0.00	0.00
Func:	Parks - 45220	(\$665.00)	\$0.00	\$0.00	\$0.00	\$0.00	0.00

City of Dover, New Hampshire

General Fund Revenue Detail Report

Fiscal Year: 2013-2014

Print accounts with zero balance Round to whole dollars Account on new page

From Date: 7/1/2013

To Date: 6/30/2014

Definition: FY14 City Manager Proposed

Account	Description	FY12 Actual	FY13 Adopted Budget	FY14 Department Request	FY14 City Manager Proposed	Dollar Change	Percent Change
1000.1.390.45500.3443.00000.00.000	Public Library-Non-Resident C	(\$11,580.00)	(\$11,540.00)	(\$8,160.00)	(\$8,160.00)	\$3,380.00	(29.29)
	Column: [FY14CityManagerProposed]	Budget	FTE	Position Desc.			
	Description: Non-Resident Family Membership	(\$5,000.00)	25 @	\$200			
	Description: Non-Resident Senior Membership	(\$3,000.00)	20 @	\$150			
	Description: Non-Resident Student Membership	(\$160.00)	2 @	\$80			
	Column Total:	(\$8,160.00)					
1000.1.390.45500.3490.00000.00.000	Public Library-Misc Service Cl	(\$455.00)	(\$610.00)	(\$460.00)	(\$460.00)	\$150.00	(24.59)
	Column: [FY14CityManagerProposed]	Budget	FTE	Position Desc.			
	Description: Exam Proctoring Fees	(\$90.00)	6 @	\$15			
	Description: Genealogy research fee (non-local)	(\$100.00)	2 @	\$50			
	Description: Lecture Hall rental by for-profits	(\$180.00)	3 @	\$60			
	Description: Trustees Room rental by for-profits	(\$90.00)	3 @	\$30			
	Column Total:	(\$460.00)					
Budg_Cat: Charges for Services - R40		(\$12,035.00)	(\$12,150.00)	(\$8,620.00)	(\$8,620.00)	\$3,530.00	(29.05)
Func: Public Library - 45500		(\$12,035.00)	(\$12,150.00)	(\$8,620.00)	(\$8,620.00)	\$3,530.00	(29.05)

City of Dover, New Hampshire

General Fund Revenue Detail Report

Fiscal Year: 2013-2014

Print accounts with zero balance Round to whole dollars Account on new page

From Date: 7/1/2013

To Date: 6/30/2014

Definition: FY14 City Manager Proposed

Account	Description	FY12 Actual	FY13 Adopted Budget	FY14 Department Request	FY14 City Manager Proposed	Dollar Change	Percent Change
1000.1.400.44410.3311.00000.00.000	Federal Grant Reimbrsmt	(\$16,396.12)	(\$10,000.00)	(\$10,000.00)	(\$10,000.00)	\$0.00	0.00
	Column: [FY14CityManagerProposed]	Budget	FTE	Position Desc.			
	Description: Social Security Interim Assistance	(\$10,000.00)					
	Column Total:	(\$10,000.00)					
1000.1.400.44410.3341.00000.00.000	State Reimbursement	\$0.00	(\$1,000.00)	(\$1,000.00)	(\$1,000.00)	\$0.00	0.00
	Column: [FY14CityManagerProposed]	Budget	FTE	Position Desc.			
	Description: Reimbursement from State Medicaid/APT	(\$1,000.00)					
	Column Total:	(\$1,000.00)					
Budg_Cat: Intergovernmental - R30		(\$16,396.12)	(\$11,000.00)	(\$11,000.00)	(\$11,000.00)	\$0.00	0.00
1000.1.400.44410.3599.00000.00.000	Misc Revenue	(\$3,256.60)	(\$1,000.00)	(\$1,000.00)	(\$1,000.00)	\$0.00	0.00
	Column: [FY14CityManagerProposed]	Budget	FTE	Position Desc.			
	Description: Client Repayment, Other towns, Liens	(\$1,000.00)					
	Column Total:	(\$1,000.00)					
Budg_Cat: Misc. Revenue - R50		(\$3,256.60)	(\$1,000.00)	(\$1,000.00)	(\$1,000.00)	\$0.00	0.00
Func: Public Welfare - Admin - 44410		(\$19,652.72)	(\$12,000.00)	(\$12,000.00)	(\$12,000.00)	\$0.00	0.00

City of Dover, New Hampshire

General Fund Revenue Detail Report

Fiscal Year: 2013-2014

Print accounts with zero balance Round to whole dollars Account on new page

From Date: 7/1/2013

To Date: 6/30/2014

Definition: FY14 City Manager Proposed

Account	Description	FY12 Actual	FY13 Adopted Budget	FY14 Department Request	FY14 City Manager Proposed	Dollar Change	Percent Change
1000.1.500.47100.3934.00000.00.000.	Proceeds from Refunding	(\$8,530,000.00)	\$0.00	\$0.00	\$0.00	\$0.00	0.00
1000.1.500.47100.3936.00000.00.000.	Premium on Bonds Sold	(\$713,942.25)	\$0.00	\$0.00	\$0.00	\$0.00	0.00
Budg_Cat: Other Financing Sources - R90		(\$9,243,942.25)	\$0.00	\$0.00	\$0.00	\$0.00	0.00
Func: Debt Service - City - 47100		(\$9,243,942.25)	\$0.00	\$0.00	\$0.00	\$0.00	0.00

City of Dover, New Hampshire

General Fund Revenue Detail Report

Fiscal Year: 2013-2014

Print accounts with zero balance Round to whole dollars Account on new page

From Date: 7/1/2013

To Date: 6/30/2014

Definition: FY14 City Manager Proposed

Account	Description	FY12 Actual	FY13 Adopted Budget	FY14 Department Request	FY14 City Manager Proposed	Dollar Change	Percent Change
1000.1.550.49000.3599.00000.00.000	Misc Revenue	\$0.00	\$0.00	(\$148,118.00)	(\$148,118.00)	(\$148,118.00)	0.00
Column: [FY14CityManagerProposed]		Budget	FTE	Position Desc.			
	Description: LGC Dental Ins. Premium Rebate	(\$17,266.00)		City Portion			
	Description: LGC Health Ins. Premium Rebate	(\$130,852.00)		City Portion			
	Column Total:	(\$148,118.00)					
Budg_Cat: Misc. Revenue - R50		\$0.00	\$0.00	(\$148,118.00)	(\$148,118.00)	(\$148,118.00)	0.00
Func: Transfers - 49000		\$0.00	\$0.00	(\$148,118.00)	(\$148,118.00)	(\$148,118.00)	0.00

City of Dover, New Hampshire

Education General Fund Revenue Detail Report

Fiscal Year: 2013-2014

From Date: 7/1/2013

To Date: 6/30/2014

Definition: FY14 City Manager Proposed

Account	Description	FY12 Actual	FY13 Adopted	FY14 Board Request	FY14 City Manager Proposed	Dollar Change	Percent Change
1000.1.600.46900.3700.00000.00.000.000.R70	Education Revenue	(\$12,424,968)	(\$11,793,393)	(\$11,368,946)	(\$11,368,946)	\$ 424,447	(3.60)
	Detail: [FY14CityManagerProposed]	Budget	FTE	Position Desc.			
	Description: Adult Basic Ed Reimbursement	(\$35,345)					
	Description: Advertising Revenue	(\$60,000)					
	Description: Athletic Transportation Fees	(\$40,000)					
	Description: Career Tech Transportation Aid	(\$15,457)					
	Description: Career Technical Center - State Aid	(\$147,962)					
	Description: Catastrophic Aid	(\$173,984)					
	Description: DHS Student Bud Transportation Fees	(\$ 15,400)					
	Description: Indirect Costs	(\$ 85,000)					
	Description: Medicaid	(\$211,016)					
	Description: PL874	(\$2,500)					
	Description: School Building Aid - State Aid	(\$718,951)					
	Description: State Adequate Education Grant	(\$6,384,377)					
	Description: Tuition Revenue	(\$3,478,954)					
	Detail Total:	(\$11,368,946.00)					
Budg_Cat: Education - R70		(\$12,424,968)	(\$11,793,393)	(\$11,368,946)	(\$11,368,946)	\$ 424,447	(3.60)
1000.1.600.46900.3918.00000.00.000.000.R80	Transfer From Trust Funds	\$0	(\$766,583)	(\$200,000)	(\$200,000)	\$ 566,583	(73.90)
	Detail: [FY14CityManagerProposed]	Budget	FTE	Position Desc.			
	Description: Use of School Facilities Impact Fees	(\$200,000)					
	Detail Total:	(\$ 200,000.00)					
Budg_Cat: Operating Transfers In - R80		\$0	(\$766,583)	(\$200,000)	(\$200,000)	\$ 566,583	(73.90)
Func: Education - 46900		(\$12,424,968)	(\$12,559,976)	(\$11,568,946)	(\$11,568,946)	\$ 991,030	(7.89)

City of Dover, New Hampshire

General Fund Revenue Detail Report

Fiscal Year: 2013-2014

From Date: 7/1/2013

To Date: 6/30/2014

Definition: FY14 City Manager Proposed

Account	Description	FY12 Actual	FY13 Adopted Budget	FY14 Department Request	FY14 City Manager Proposed	Dollar Change	Percent Change
Fund: General Fund - 1000		(\$87,053,157)	(\$88,775,252)	(\$92,975,238)	(\$90,866,901)	(\$ 2,091,649)	2.40

Fiscal Year: 2013-2014

From Date: 7/1/2013

To Date: 6/30/2014

Definition: FY14 City Manager Proposed

Account	Description	FY12 Actual	FY13 Adopted Budget	FY14 Department Request	FY14 City Manager Proposed	Dollar Change	Percent Change
Grand Total:		(\$87,053,157)	(\$88,775,252)	(\$92,975,238)	(\$90,866,901)	(\$ 2,091,649)	2.40

rptGLGenBudgetRptUsingDefinition

City of Dover, New Hampshire

HUD/CDBG Revenue Detail Report

Fiscal Year: 2013-2014

Print accounts with zero balance Round to whole dollars Account on new page

From Date: 7/1/2013

To Date: 6/30/2014

Definition: FY14 City Manager Proposed

Account	Description	FY12 Actual	FY13 Adopted Budget	FY14 Department Request	FY14 City Manager Proposed	Dollar Change	Percent Change
2100.1.180.46311.3311.06311.12.000	CDBG - Administration-Feder	(\$138,243.93)	(\$246,557.00)	(\$221,900.00)	(\$221,900.00)	\$24,657.00	(10.00)
	Column: [FY14CityManagerProposed]	Budget	FTE	Position Desc.			
	Description: Federal Entitlement Grant	(\$221,900.00)					
	Column Total:	(\$221,900.00)					
2100.1.180.46311.3421.06311.12.000	CDBG - Administration-Parkin	(\$10,414.00)	(\$6,000.00)	(\$152,000.00)	(\$152,000.00)	(\$146,000.00)	2,433.33
	Column: [FY14CityManagerProposed]	Budget	FTE	Position Desc.			
	Description: School Street Lot Lease	(\$152,000.00)					
	Column Total:	(\$152,000.00)					
2100.1.180.46311.3912.00000.12.000	Transfer From Special Rev	\$0.00	(\$189,185.00)	\$0.00	\$0.00	\$189,185.00	(100.00)
Func: CDBG Admin - 46311		(\$148,657.93)	(\$441,742.00)	(\$373,900.00)	(\$373,900.00)	\$67,842.00	(15.36)
2100.1.180.46348.3592.06360.12.000	CDBG - Administration-Depos	(\$2,150.27)	\$0.00	\$0.00	\$0.00	\$0.00	0.00
Func: Public Services - 46348		(\$2,150.27)	\$0.00	\$0.00	\$0.00	\$0.00	0.00
Grand Total:		(\$150,808.20)	(\$441,742.00)	(\$373,900.00)	(\$373,900.00)	\$67,842.00	(15.36)

End of Report

City of Dover, New Hampshire

Police Drug Task Force Grant Revenue Detail

Fiscal Year: 2013-2014

Print accounts with zero balance Round to whole dollars Account on new page

From Date: 7/1/2013

To Date: 6/30/2014

Definition: FY14 City Manager Proposed

Account	Description	FY12 Actual	FY13 Adopted Budget	FY14 Department Request	FY14 City Manager Proposed	Dollar Change	Percent Change
2210.1.210.42150.3311.02302.12.000	Police - Dover Drug Task Forc	(\$78,519.97)	(\$87,977.00)	(\$30,000.00)	(\$30,000.00)	\$57,977.00	(65.90)
	Column: [FY14CityManagerProposed]	Budget	FTE	Position Desc.			
	Description: Dover Drug Task Force Federal Grant Reimbursement	(\$30,000.00)					
	Column Total:	(\$30,000.00)					
2210.1.210.42150.3911.02302.12.000	Police - Dover Drug Task Forc	(\$105,303.22)	(\$102,128.00)	(\$68,654.00)	(\$68,654.00)	\$33,474.00	(32.78)
	Column: [FY14CityManagerProposed]	Budget	FTE	Position Desc.			
	Description: Drug Task Force Local Match	(\$68,654.00)					
	Column Total:	(\$68,654.00)					
Year: FY12 - 12		(\$183,823.19)	(\$190,105.00)	(\$98,654.00)	(\$98,654.00)	\$91,451.00	(48.11)
Proj_Grant: Police - Dover Drug Task Force - 02302		(\$183,823.19)	(\$190,105.00)	(\$98,654.00)	(\$98,654.00)	\$91,451.00	(48.11)

City of Dover, New Hampshire

Police DHA Grant Revenue Detail Report

Fiscal Year: 2013-2014

Print accounts with zero balance Round to whole dollars Account on new page

From Date: 7/1/2013

To Date: 6/30/2014

Definition: FY14 City Manager Proposed

Account	Description	FY12 Actual	FY13 Adopted Budget	FY14 Department Request	FY14 City Manager Proposed	Dollar Change	Percent Change
2220.1.210.42120.3390.02305.12.000	Police - Dover DHA Neighbort	(\$32,500.00)	(\$110,255.00)	(\$60,000.00)	(\$60,000.00)	\$50,255.00	(45.58)
	Column: [FY14CityManagerProposed]	Budget	FTE	Position Desc.			
	Description: DHA Policing Grant	(\$60,000.00)					
	Column Total:	(\$60,000.00)					
	Budg_Cat: Intergovernmental - R30	(\$32,500.00)	(\$110,255.00)	(\$60,000.00)	(\$60,000.00)	\$50,255.00	(45.58)
2220.1.210.42120.3911.02305.12.000	Police - Dover DHA Neighbort	\$0.00	\$0.00	(\$51,330.00)	(\$51,330.00)	(\$51,330.00)	0.00
	Column: [FY14CityManagerProposed]	Budget	FTE	Position Desc.			
	Description: DHA Police Local Share	(\$51,330.00)					
	Column Total:	(\$51,330.00)					
	Budg_Cat: Operating Transfers In - R80	\$0.00	\$0.00	(\$51,330.00)	(\$51,330.00)	(\$51,330.00)	0.00
	Year: FY12 - 12	(\$32,500.00)	(\$110,255.00)	(\$111,330.00)	(\$111,330.00)	(\$1,075.00)	0.98

City of Dover, New Hampshire

Police DHA Grant Revenue Detail Report

Fiscal Year: 2013-2014

 Print accounts with zero balance
 Round to whole dollars
 Account on new page

From Date: 7/1/2013

To Date: 6/30/2014

Definition: FY14 City Manager Proposed

Account	Description	FY12 Actual	FY13 Adopted Budget	FY14 Department Request	FY14 City Manager Proposed	Dollar Change	Percent Change
Func: Police Operations - 42120		(\$32,500.00)	(\$110,255.00)	(\$111,330.00)	(\$111,330.00)	(\$1,075.00)	0.98
Grand Total:		(\$32,500.00)	(\$110,255.00)	(\$111,330.00)	(\$111,330.00)	(\$1,075.00)	0.98

End of Report

City of Dover, New Hampshire

Police DHHS Assistance Grant Revenue Detail

Fiscal Year: 2013-2014

Print accounts with zero balance Round to whole dollars Account on new page

From Date: 7/1/2013

To Date: 6/30/2014

Definition: FY14 City Manager Proposed

Account	Description	FY12 Actual	FY13 Adopted Budget	FY14 Department Request	FY14 City Manager Proposed	Dollar Change	Percent Change
2245.1.210.42150.3311.02327.12.000	Police - Drug Free Communiti	(\$55,160.44)	(\$124,936.00)	(\$125,000.00)	(\$125,000.00)	(\$64.00)	0.05
	Column: [FY14CityManagerProposed]	Budget	FTE	Position Desc.			
	Description: Police - Drug Free Communities-Federal Grant Reimb	(\$125,000.00)					
	Column Total:	(\$125,000.00)					
Year: FY12 - 12		(\$55,160.44)	(\$124,936.00)	(\$125,000.00)	(\$125,000.00)	(\$64.00)	0.05
Proj_Grant: Police - Drug Free Communities - 02327		(\$55,160.44)	(\$124,936.00)	(\$125,000.00)	(\$125,000.00)	(\$64.00)	0.05

City of Dover, New Hampshire

Education - Estimated Revenues School Cafeteria Fund

Fiscal Year: 2013-2014

From Date: 7/1/2013

To Date: 6/30/2014

Definition: FY14 City Manager Proposed

Account	Description	FY12 Actual	FY13 Adopted	FY14 Board Request	FY14 City Manager Proposed	Dollar Change	Percent Change
2800.1.600.46900.3700.00000.00.000.000.R70	Education Revenue	(\$1,376,543)	(\$1,398,164)	(\$1,521,164)	(\$1,521,164)	(\$ 123,000)	8.80
	Detail: [FY14CityManagerProposed]	Budget	FTE	Position Desc.			
	Description: School Cafeterias Revenue	(\$1,521,164)					
	Detail Total:	(\$1,521,164.00)					
Budg_Cat: Education - R70		(\$1,376,543)	(\$1,398,164)	(\$1,521,164)	(\$1,521,164)	(\$ 123,000)	8.80
Func: Education - 46900		(\$1,376,543)	(\$1,398,164)	(\$1,521,164)	(\$1,521,164)	(\$ 123,000)	8.80
Fund: School Cafeteria Fund - 2800		(\$1,376,543)	(\$1,398,164)	(\$1,521,164)	(\$1,521,164)	(\$ 123,000)	8.80

rptGLGenBudgetRptUsingDefinition

City of Dover, New Hampshire

Education - Estimated Revenues School DOE Federal Grants

Fiscal Year: 2013-2014

From Date: 7/1/2013

To Date: 6/30/2014

Definition: FY14 City Manager Proposed

Account	Description	FY12 Actual	FY13 Adopted	FY14 Board Request	FY14 City Manager Proposed	Dollar Change	Percent Change
2820.1.600.46900.3700.00000.00.000.000.R70	Education Revenue	(\$3,058,480)	(\$2,715,962)	(\$2,786,174)	(\$2,786,174)	\$ (70,212)	2.60
	Detail: [FY14CityManagerProposed]	Budget	FTE	Position Desc.			
	Description: Federal DOE Grant Revenues	(\$2,786,174)					
	Detail Total:	(\$2,786,174.00)					
Budg_Cat: Education - R70		(\$3,058,480)	(\$2,715,962)	(\$2,786,174)	(\$2,786,174)	\$ (70,212)	2.60
Func: Education - 46900		(\$3,058,480)	(\$2,715,962)	(\$2,786,174)	(\$2,786,174)	\$ (70,212)	2.60
Fund: School - DOE Federal Grants - 2820		(\$3,058,480)	(\$2,715,962)	(\$2,786,174)	(\$2,786,174)	\$ (70,212)	2.60

rptGLGenBudgetRptUsingDefinition

City of Dover, New Hampshire

Education - Estimated Revenues School Special Pgms & Grants Fund

Fiscal Year: 2013-2014

From Date: 7/1/2013

To Date: 6/30/2014

Definition: FY14 City Manager Proposed

Account	Description	FY12 Actual	FY13 Adopted	FY14 Board Request	FY14 City Manager Proposed	Dollar Change	Percent Change
2900.1.600.46900.3700.00000.00.000.000.R70	Education Revenue	(\$ 536,089)	\$ -	(\$ 60,000)	(\$ 60,000)	\$ (60,000)	100.00
	Detail: [FY14CityManagerProposed]	Budget	FTE	Position Desc.			
	Description: Special Pgms & Grants Fund	(\$ 60,000)					
	Detail Total:	(\$ 60,000.00)					
Budg_Cat: Education - R70		(\$ 536,089)	\$ -	(\$ 60,000)	(\$ 60,000)	\$ (60,000)	100.00
Func: Education - 46900		(\$ 536,089)	\$ -	(\$ 60,000)	(\$ 60,000)	\$ (60,000)	100.00
Fund: School - Special Pgms & Grants - 2900		(\$ 536,089)	\$ -	(\$ 60,000)	(\$ 60,000)	\$ (60,000)	100.00

rptGLGenBudgetRptUsingDefinition

City of Dover, New Hampshire

Police Special Details Fund Revenue Detail

Fiscal Year: 2013-2014

Print accounts with zero balance Round to whole dollars Account on new page

From Date: 7/1/2013

To Date: 6/30/2014

Definition: FY14 City Manager Proposed

Account	Description	FY12 Actual	FY13 Adopted Budget	FY14 Department Request	FY14 City Manager Proposed	Dollar Change	Percent Change
3207.1.210.42160.3424.00000.00.000	Police Sp Details-Outside Ser	(\$243,976.37)	(\$199,361.00)	(\$255,500.00)	(\$255,500.00)	(\$56,139.00)	28.16
	Column: [FY14CityManagerProposed]	Budget	FTE	Position Desc.			
	Description: Police Overtime and Cruiser Surcharge	(\$255,500.00)					
	Column Total:	(\$255,500.00)					
3207.1.210.42160.3611.00000.00.000	Police Sp Details-Interest on /	(\$700.68)	\$0.00	\$0.00	\$0.00	\$0.00	0.00
3207.1.210.42160.3999.00000.00.000	Police Sp Details - Budgetary	\$0.00	(\$63,000.00)	(\$63,000.00)	(\$63,000.00)	\$0.00	0.00
	Column: [FY14CityManagerProposed]	Budget	FTE	Position Desc.			
	Description: Transfer to Capital Reserve for Police Vehicles	(\$63,000.00)					
	Column Total:	(\$63,000.00)					
Func: Police Sp Details - 42160		(\$244,677.05)	(\$262,361.00)	(\$318,500.00)	(\$318,500.00)	(\$56,139.00)	21.40
Grand Total:		(\$244,677.05)	(\$262,361.00)	(\$318,500.00)	(\$318,500.00)	(\$56,139.00)	21.40

End of Report

City of Dover, New Hampshire

Fire Special Details Fund Revenue Detail

Fiscal Year: 2013-2014

Print accounts with zero balance Round to whole dollars Account on new page

From Date: 7/1/2013

To Date: 6/30/2014

Definition: FY14 City Manager Proposed

Account	Description	FY12 Actual	FY13 Adopted Budget	FY14 Department Request	FY14 City Manager Proposed	Dollar Change	Percent Change
3207.1.220.42290.3424.00000.00.000	F&R Special Details-Outside	(\$660.43)	(\$25,000.00)	(\$26,000.00)	(\$26,000.00)	(\$1,000.00)	4.00
	Column: [FY14CityManagerProposed]	Budget	FTE	Position Desc.			
	Description: Reimbursements for services performed	(\$26,000.00)					
	Column Total:	(\$26,000.00)					
Func: F&R Special Details - 42290		(\$660.43)	(\$25,000.00)	(\$26,000.00)	(\$26,000.00)	(\$1,000.00)	4.00
Grand Total:		(\$660.43)	(\$25,000.00)	(\$26,000.00)	(\$26,000.00)	(\$1,000.00)	4.00

End of Report

City of Dover, New Hampshire

Parking Activity Fund Revenue Detail Report

Fiscal Year: 2013-2014

Print accounts with zero balance Round to whole dollars Account on new page

From Date: 7/1/2013

To Date: 6/30/2014

Definition: FY14 City Manager Proposed

Account	Description	FY12 Actual	FY13 Adopted Budget	FY14 Department Request	FY14 City Manager Proposed	Dollar Change	Percent Change
3213.1.210.42130.3299.00000.00.000	Parking Permits	\$0.00	(\$121,320.00)	(\$101,280.00)	(\$101,280.00)	\$20,040.00	(16.52)
	Column: [FY14CityManagerProposed]	Budget	FTE	Position Desc.			
	Description: Chestnut Lot	(\$4,800.00)					
	Description: First St Lot	(\$5,400.00)					
	Description: On-Street Zone 1	(\$1,080.00)					
	Description: On-Street Zone 2	(\$2,400.00)					
	Description: Orchard Lot	(\$54,000.00)					
	Description: Resident Permits	(\$13,800.00)					
	Description: River St	(\$18,000.00)					
	Description: Third St Lot	(\$1,800.00)					
	Column Total:	(\$101,280.00)					
Budg_Cat: Licenses & Permits - R20		\$0.00	(\$121,320.00)	(\$101,280.00)	(\$101,280.00)	\$20,040.00	(16.52)
3213.1.210.42130.3421.00000.00.000	Parking Income	(\$393,417.10)	(\$325,000.00)	(\$310,000.00)	(\$310,000.00)	\$15,000.00	(4.62)
	Column: [FY14CityManagerProposed]	Budget	FTE	Position Desc.			
	Description: Parking Meters-Credit Card, Coin and Tokens	(\$310,000.00)					
	Column Total:	(\$310,000.00)					
Budg_Cat: Charges for Services - R40		(\$393,417.10)	(\$325,000.00)	(\$310,000.00)	(\$310,000.00)	\$15,000.00	(4.62)
3213.1.210.42130.3525.00000.00.000	Parking Fines	(\$184,538.88)	(\$168,000.00)	(\$150,000.00)	(\$150,000.00)	\$18,000.00	(10.71)
	Column: [FY14CityManagerProposed]	Budget	FTE	Position Desc.			
	Description: Parking Tickets & Violation Notices	(\$150,000.00)					
	Column Total:	(\$150,000.00)					
3213.1.210.42130.3595.00000.00.000	Variances	\$0.72	\$0.00	\$0.00	\$0.00	\$0.00	0.00

City of Dover, New Hampshire

Parking Activity Fund Revenue Detail Report

Fiscal Year: 2013-2014

 Print accounts with zero balance
 Round to whole dollars
 Account on new page

From Date: 7/1/2013

To Date: 6/30/2014

Definition: FY14 City Manager Proposed

Account	Description	FY12 Actual	FY13 Adopted Budget	FY14 Department Request	FY14 City Manager Proposed	Dollar Change	Percent Change
3213.1.210.42130.3611.00000.00.000	Interest on Arrears	(\$259.35)	\$0.00	\$0.00	\$0.00	\$0.00	0.00
Budg_Cat:	Misc. Revenue - R50	(\$184,797.51)	(\$168,000.00)	(\$150,000.00)	(\$150,000.00)	\$18,000.00	(10.71)
Func:	Police Parking - 42130	(\$578,214.61)	(\$614,320.00)	(\$561,280.00)	(\$561,280.00)	\$53,040.00	(8.63)
Grand Total:		(\$578,214.61)	(\$614,320.00)	(\$561,280.00)	(\$561,280.00)	\$53,040.00	(8.63)

End of Report

City of Dover, New Hampshire

Solid Waste Fund Revenue Detail Report

Fiscal Year: 2013-2014

Print accounts with zero balance Round to whole dollars Account on new page

From Date: 7/1/2013

To Date: 6/30/2014

Definition: FY14 City Manager Proposed

Account	Description	FY12 Actual	FY13 Adopted Budget	FY14 Department Request	FY14 City Manager Proposed	Dollar Change	Percent Change
3320.1.300.43230.3410.00000.00.000	CS - Waste Mgmt-Sales & Se	(\$880,248.13)	(\$950,663.00)	(\$950,663.00)	(\$950,663.00)	\$0.00	0.00
	Column: [FY14CityManagerProposed]	Budget	FTE	Position Desc.			
	Description: Sale of Waste Bags, Tags	(\$950,663.00)					
	Column Total:	(\$950,663.00)					
Budg_Cat: Charges for Services - R40		(\$880,248.13)	(\$950,663.00)	(\$950,663.00)	(\$950,663.00)	\$0.00	0.00
3320.1.300.43230.3611.00000.00.000	CS - Waste Mgmt - Interest or	(\$926.09)	\$0.00	\$0.00	\$0.00	\$0.00	0.00
Budg_Cat: Misc. Revenue - R50		(\$926.09)	\$0.00	\$0.00	\$0.00	\$0.00	0.00
Func: CS - Waste Mgmt - 43230		(\$881,174.22)	(\$950,663.00)	(\$950,663.00)	(\$950,663.00)	\$0.00	0.00
Grand Total:		(\$881,174.22)	(\$950,663.00)	(\$950,663.00)	(\$950,663.00)	\$0.00	0.00

End of Report

City of Dover, New Hampshire

McConnell Center Revenue Detail Report

Fiscal Year: 2013-2014

Print accounts with zero balance Round to whole dollars Account on new page

From Date: 7/1/2013

To Date: 6/30/2014

Definition: FY14 City Manager Proposed

Account	Description	FY12 Actual	FY13 Adopted Budget	FY14 Department Request	FY14 City Manager Proposed	Dollar Change	Percent Change
3381.1.350.41941.3631.00000.00.000	McConnell Ctr-Facilities Rent	(\$687,091.73)	(\$603,726.00)	(\$625,628.00)	(\$625,628.00)	(\$21,902.00)	3.63

Column: [FY14CityManagerProposed]

Budget FTE Position Desc.

Description: Becket Family of Services (692 sf)	(\$8,414.00)
Description: Bon Ami/Sophem Corp (849 sf)	(\$4,805.00)
Description: Cafeteria room for non profit orgs 70 @ \$30	(\$2,100.00)
Description: Cafeteria room for profit orgs 185 @ \$60	(\$11,100.00)
Description: CASA (839 sf)	(\$10,202.00)
Description: Conference room for profit orgs 175 @ \$20	(\$3,500.00)
Description: Conference Room non-profit orgs 100 @ \$10	(\$1,000.00)
Description: DALC-City Council Subsidy \$24,747	(\$24,747.00)
Description: DCC-City Council Subsidy \$9,182	(\$9,182.00)
Description: Dover Adult Learning (5,696 sf, 7/1/11)	(\$44,517.00)
Description: Dover Child Center (3,666 sf, 1/1/07)	(\$33,930.00)
Description: Dover Human Services (964 sf 1/1/07)	(\$10,944.00)
Description: Dover Police Outreach (5,964 sf 1/1/07)	(\$72,522.00)
Description: Dover Rec (14,561 sf 1/1/07)	(\$177,061.00)
Description: Educ/Govt Access (2,572 sf)	(\$31,275.00)
Description: GreenPath (683 sf)	(\$8,305.00)
Description: Lutheran Social Serv HPOP (285 sf)	(\$3,465.00)
Description: NH Assoc for the Blind (768 sf)	(\$9,338.00)
Description: NH Easter Seals (4,486 sf)	(\$54,549.00)
Description: SAU 11 (5,562 sf, 7/1/07)	(\$29,256.00)
Description: SAU 11-City Council Subsidy \$23,812	(\$23,812.00)
Description: State of NH JPPO (1,676 sf, 1/1/07)	(\$22,592.00)

City of Dover, New Hampshire

McConnell Center Revenue Detail Report

Fiscal Year: 2013-2014

Print accounts with zero balance Round to whole dollars Account on new page

From Date: 7/1/2013

To Date: 6/30/2014

Definition: FY14 City Manager Proposed

Account	Description	FY12 Actual	FY13 Adopted Budget	FY14 Department Request	FY14 City Manager Proposed	Dollar Change	Percent Change
	Description: Strafford CAP (1,462 sf)	(\$17,777.00)					
	Description: UNH Social Work Dept (697 sf, 1/1/07)	(\$8,475.00)					
	Description: Zebra Crossings (227 sf)	(\$2,760.00)					
	Column Total:	(\$625,628.00)					
Budg_Cat: Misc. Revenue - R50		(\$687,091.73)	(\$603,726.00)	(\$625,628.00)	(\$625,628.00)	(\$21,902.00)	3.63
3381.1.350.41941.3911.00000.00.000	Transfer From General Fund	(\$111,683.30)	(\$221,479.00)	(\$203,110.00)	(\$168,110.00)	\$53,369.00	(24.10)
	Column: [FY14CityManagerProposed]	Budget	FTE	Position Desc.			
	Description: City Council Bldg. Subsidy (unallocated space)	(\$38,899.00)					
	Description: City Council Subsidy (general)	(\$149,645.00)		General subsidy			
	Description: City Manager - General Fund Subsidy reduction	\$35,000.00					
	Description: School Portion - Building Debt	(\$14,566.00)					
	Column Total:	(\$168,110.00)					
Budg_Cat: Operating Transfers In - R80		(\$111,683.30)	(\$221,479.00)	(\$203,110.00)	(\$168,110.00)	\$53,369.00	(24.10)
Func: Gen Gov't Buildings - 41941		(\$798,775.03)	(\$825,205.00)	(\$828,738.00)	(\$793,738.00)	\$31,467.00	(3.81)
Grand Total:		(\$798,775.03)	(\$825,205.00)	(\$828,738.00)	(\$793,738.00)	\$31,467.00	(3.81)

End of Report

City of Dover, New Hampshire

Budgeted Special Revenue Revenue Detail

Fiscal Year: 2013-2014

 Print accounts with zero balance Round to whole dollars Account on new page

From Date: 7/1/2013

To Date: 6/30/2014

Definition: FY14 City Manager Proposed

Account	Description	FY12 Actual	FY13 Adopted Budget	FY14 Department Request	FY14 City Manager Proposed	Dollar Change	Percent Change
3410.1.350.45120.3410.00000.00.000	Recr Pgm - Sales & Service C	(\$60,532.13)	(\$68,310.00)	(\$68,310.00)	(\$68,310.00)	\$0.00	0.00
Column: [FY14CityManagerProposed]		Budget	FTE	Position Desc.			
	Description: 5th & 6th Grade Basketball 80 @ \$80	(\$6,400.00)					
	Description: 5th & 6th Grade League Sponsors 10 @ \$125	(\$1,250.00)					
	Description: High School Basketball - girls 10 @ \$80	(\$800.00)					
	Description: Indoor Soccer 48 @ \$45	(\$2,160.00)					
	Description: Jr. High Basketball - boys 30 @ \$80	(\$2,400.00)					
	Description: Jr. High Basketball - girls 20 @ \$80	(\$1,600.00)					
	Description: Lil Kickers Soccer 72 @ \$30	(\$2,160.00)					
	Description: Lil Shots Basketball - grades 1 & 2, 99 @ \$60	(\$5,940.00)					
	Description: Midget Basketball - grades 3 & 4, 80 @ \$70	(\$5,600.00)					
	Description: Northeast League Basketball 50 @ \$90	(\$4,500.00)					
	Description: On Track 20 @ \$50	(\$1,000.00)					
	Description: Playground Memberships - Youth 100 @ \$320	(\$32,000.00)					
	Description: Playground Trip Fees	(\$2,500.00)					
	Column Total:	(\$68,310.00)					
3410.1.350.45120.3442.00000.00.000	Programs - Recreation Charge	\$0.00	\$0.00	\$0.00	\$0.00	\$0.00	0.00

City of Dover, New Hampshire

Budgeted Special Revenue Revenue Detail

Fiscal Year: 2013-2014

Print accounts with zero balance Round to whole dollars Account on new page

From Date: 7/1/2013

To Date: 6/30/2014

Definition: FY14 City Manager Proposed

Account	Description	FY12 Actual	FY13 Adopted Budget	FY14 Department Request	FY14 City Manager Proposed	Dollar Change	Percent Change
3410.1.350.45120.3443.00000.00.000	Programs - Non-Resident Cha	\$0.00	(\$420.00)	(\$420.00)	(\$420.00)	\$0.00	0.00
	Column: [FY14CityManagerProposed]	Budget	FTE	Position Desc.			
	Description: Indoor Soccer - Non Resident 2 @ \$90	(\$180.00)					
	Description: Lil Kickers Soccer- Non Resident 3 @ \$50	(\$150.00)					
	Description: Lil Shots Basketball - Non Resident 1 @ \$90	(\$90.00)					
	Column Total:	(\$420.00)					
Budg_Cat: Charges for Services - R40		(\$60,532.13)	(\$68,730.00)	(\$68,730.00)	(\$68,730.00)	\$0.00	0.00
3410.1.350.45120.3593.00000.00.000	Rec - Programs - Fund Raisin	\$0.00	\$0.00	\$0.00	\$0.00	\$0.00	0.00
3410.1.350.45120.3611.00000.00.000	Recr Pgm - Interest on Arrear:	(\$24.41)	\$0.00	\$0.00	\$0.00	\$0.00	0.00
Budg_Cat: Misc. Revenue - R50		(\$24.41)	\$0.00	\$0.00	\$0.00	\$0.00	0.00
3410.1.350.45120.3911.00000.00.000	Programs - Transfer From Ge	(\$11,194.00)	(\$15,500.00)	(\$15,500.00)	(\$15,500.00)	\$0.00	0.00
	Column: [FY14CityManagerProposed]	Budget	FTE	Position Desc.			
	Description: Hardship Subsidy Program Scholarships	(\$15,500.00)					
	Column Total:	(\$15,500.00)					
Budg_Cat: Operating Transfers In - R80		(\$11,194.00)	(\$15,500.00)	(\$15,500.00)	(\$15,500.00)	\$0.00	0.00
3410.1.350.45120.3999.00000.00.000	Programs - Budgetary Use of	\$0.00	(\$119,100.00)	(\$119,100.00)	(\$119,100.00)	\$0.00	0.00
	Column: [FY14CityManagerProposed]	Budget	FTE	Position Desc.			
	Description: Use of Fund Balance	(\$119,100.00)					
	Column Total:	(\$119,100.00)					
Budg_Cat: Other Financing Sources - R90		\$0.00	(\$119,100.00)	(\$119,100.00)	(\$119,100.00)	\$0.00	0.00
Func: Programs - 45120		(\$71,750.54)	(\$203,330.00)	(\$203,330.00)	(\$203,330.00)	\$0.00	0.00

City of Dover, New Hampshire

Budgeted Special Revenue Revenue Detail

Fiscal Year: 2013-2014

Print accounts with zero balance Round to whole dollars Account on new page

From Date: 7/1/2013

To Date: 6/30/2014

Definition: FY14 City Manager Proposed

Account	Description	FY12 Actual	FY13 Adopted Budget	FY14 Department Request	FY14 City Manager Proposed	Dollar Change	Percent Change
3410.1.350.45121.3442.00000.00.000	Rec - McConnell Recreation-F	(\$16,730.00)	(\$49,230.00)	(\$51,055.00)	(\$51,055.00)	(\$1,825.00)	3.71
Column: [FY14CityManagerProposed]		Budget	FTE	Position Desc.			
	Description: Daily Admission Resident Adult 1,200 @ \$5	(\$6,000.00)					
	Description: Daily Admission Resident Senior 20 @ \$3	(\$60.00)					
	Description: Daily Admission Resident Youth 950 @ \$3	(\$2,850.00)					
	Description: Fitness Program 300 @ \$48	(\$14,400.00)					
	Description: Membership Resident Adult 70 @ \$120	(\$8,400.00)					
	Description: Membership Resident Adult-3 mo. 125 @ \$40	(\$5,000.00)					
	Description: Membership Resident Adult-6 mo. 80 @ \$70	(\$5,600.00)					
	Description: Membership Resident Senior 30 @ \$65	(\$1,950.00)					
	Description: Membership Resident Senior-3 mo. 15 @ \$25	(\$375.00)					
	Description: Membership Resident Senior-6 mo. 15 @ \$40	(\$600.00)					
	Description: Membership Resident Youth 40 @ \$65	(\$2,600.00)					
	Description: Membership Resident Youth-3 mo. 50 @ \$25	(\$1,250.00)					
	Description: Membership Resident Youth-6 mo. 40 @ \$40	(\$1,600.00)					
	Description: Punch Passes Resident Adult 5 @ \$50	(\$250.00)					
	Description: Punch Passes Resident Senior 2 @ \$30	(\$60.00)					
	Description: Punch Passes Resident Youth 2 @ \$30	(\$60.00)					
	Column Total:	(\$51,055.00)					

City of Dover, New Hampshire

Budgeted Special Revenue Revenue Detail

Fiscal Year: 2013-2014

Print accounts with zero balance Round to whole dollars Account on new page

From Date: 7/1/2013

To Date: 6/30/2014

Definition: FY14 City Manager Proposed

Account	Description	FY12 Actual	FY13 Adopted Budget	FY14 Department Request	FY14 City Manager Proposed	Dollar Change	Percent Change
3410.1.350.45121.3443.00000.00.000	McConnell Recreation - Non-F	(\$3,915.00)	(\$14,160.00)	(\$14,860.00)	(\$14,860.00)	(\$700.00)	4.94
Column: [FY14CityManagerProposed]		Budget	FTE	Position Desc.			
	Description: Daily Admission Non-Resident Adult 150 @ \$7	(\$1,050.00)					
	Description: Daily Admission Non-Resident Senior 38 @ \$4	(\$152.00)					
	Description: Daily Admission Non-Resident Youth 37 @ \$4	(\$148.00)					
	Description: Fitness - Non Resident 35 @ \$96	(\$3,360.00)					
	Description: Membership Non-Resident Adult 15 @ \$150	(\$2,250.00)					
	Description: Membership Non-Resident Adult-3 mo. 20 @ \$50	(\$1,000.00)					
	Description: Membership Non-Resident Adult-6 mo. 25 @ \$80	(\$2,000.00)					
	Description: Membership Non-Resident Senior 15 @ \$80	(\$1,200.00)					
	Description: Membership Non-Resident Senior-3 mo. 10 @ \$35	(\$350.00)					
	Description: Membership Non-Resident Senior-6 mo. 8 @ \$50	(\$400.00)					
	Description: Membership Non-Resident Youth 20 @ \$80	(\$1,600.00)					
	Description: Membership Non-Resident Youth-3 mo. 10 @ \$35	(\$350.00)					
	Description: Membership Non-Resident Youth-6 mo. 8 @ \$50	(\$400.00)					
	Description: Punch Passes Non-Resident Adult 4 @ \$70	(\$280.00)					
	Description: Punch Passes Non-Resident Senior 4 @ \$40	(\$160.00)					
	Description: Punch Passes Non-Resident Youth 4 @ \$40	(\$160.00)					
	Column Total:	(\$14,860.00)					
Budg_Cat: Charges for Services - R40		(\$20,645.00)	(\$63,390.00)	(\$65,915.00)	(\$65,915.00)	(\$2,525.00)	3.98

City of Dover, New Hampshire

Budgeted Special Revenue Revenue Detail

Fiscal Year: 2013-2014

Print accounts with zero balance Round to whole dollars Account on new page

From Date: 7/1/2013

To Date: 6/30/2014

Definition: FY14 City Manager Proposed

Account	Description	FY12 Actual	FY13 Adopted Budget	FY14 Department Request	FY14 City Manager Proposed	Dollar Change	Percent Change
3410.1.350.45121.3599.00000.00.000	Rec - McConnell Recreation-M	\$0.00	\$0.00	\$0.00	\$0.00	\$0.00	0.00
3410.1.350.45121.3611.00000.00.000	Rec - McConnell Recreation-I	\$0.00	\$0.00	\$0.00	\$0.00	\$0.00	0.00
3410.1.350.45121.3631.00000.00.000	Rec - McConnell Recreation-F	\$0.00	(\$8,000.00)	(\$8,000.00)	(\$8,000.00)	\$0.00	0.00
Column: [FY14CityManagerProposed]		Budget	FTE	Position Desc.			
	Description: Gym Rental 100 @ \$55	(\$5,500.00)					
	Description: Room Rental 20 @ \$20	(\$400.00)					
	Description: Special Rental 70 @ \$30	(\$2,100.00)					
	Column Total:	(\$8,000.00)					
3410.1.350.45121.3632.00000.00.000	Rec - McConnell Recreation-E	\$0.00	\$0.00	\$0.00	\$0.00	\$0.00	0.00
Budg_Cat: Misc. Revenue - R50		\$0.00	(\$8,000.00)	(\$8,000.00)	(\$8,000.00)	\$0.00	0.00
Func: McConnell Recreation - 45121		(\$20,645.00)	(\$71,390.00)	(\$73,915.00)	(\$73,915.00)	(\$2,525.00)	3.54

City of Dover, New Hampshire

Budgeted Special Revenue Revenue Detail

Fiscal Year: 2013-2014

Print accounts with zero balance Round to whole dollars Account on new page

From Date: 7/1/2013

To Date: 6/30/2014

Definition: FY14 City Manager Proposed

Account	Description	FY12 Actual	FY13 Adopted Budget	FY14 Department Request	FY14 City Manager Proposed	Dollar Change	Percent Change
3410.1.350.45124.3410.00000.00.000	Indoor Pool - Sales & Service	\$0.00	\$0.00	\$0.00	\$0.00	\$0.00	0.00
3410.1.350.45124.3442.00000.00.000	Indoor Pool - Recreation Char	(\$28,813.00)	(\$31,800.00)	(\$31,800.00)	(\$31,800.00)	\$0.00	0.00
	Column: [FY14CityManagerProposed]	Budget	FTE	Position Desc.			
	Description: Lessons and Programs 615 @ \$50	(\$30,750.00)					
	Description: Private Lessons 21 @ \$50	(\$1,050.00)					
	Column Total:	(\$31,800.00)					
3410.1.350.45124.3443.00000.00.000	Indoor Pool - Non-Resident Cl	(\$4,981.00)	(\$8,750.00)	(\$4,620.00)	(\$4,620.00)	\$4,130.00	(47.20)
	Column: [FY14CityManagerProposed]	Budget	FTE	Position Desc.			
	Description: Private Lessons - Non Resident 3 @ \$70	(\$210.00)					
	Description: Swimming Lessons - Non Resident 63 @ \$70	(\$4,410.00)					
	Column Total:	(\$4,620.00)					
Budg_Cat: Charges for Services - R40		(\$33,794.00)	(\$40,550.00)	(\$36,420.00)	(\$36,420.00)	\$4,130.00	(10.18)
Func: Indoor Pool - 45124		(\$33,794.00)	(\$40,550.00)	(\$36,420.00)	(\$36,420.00)	\$4,130.00	(10.18)

City of Dover, New Hampshire

Budgeted Special Revenue Revenue Detail

Fiscal Year: 2013-2014

Print accounts with zero balance Round to whole dollars Account on new page

From Date: 7/1/2013

To Date: 6/30/2014

Definition: FY14 City Manager Proposed

Account	Description	FY12 Actual	FY13 Adopted Budget	FY14 Department Request	FY14 City Manager Proposed	Dollar Change	Percent Change
3410.1.350.45125.3410.00000.00.000	Rec - Thompson Pool - Sales	\$0.00	\$0.00	\$0.00	\$0.00	\$0.00	0.00
3410.1.350.45125.3442.00000.00.000	Thompson Pool - Recreation	(\$6,405.00)	(\$2,800.00)	(\$6,250.00)	(\$6,250.00)	(\$3,450.00)	123.21
	Column: [FY14CityManagerProposed]	Budget	FTE	Position Desc.			
	Description: Lessons and Programs 125 @ \$50	(\$6,250.00)					
	Column Total:	(\$6,250.00)					
3410.1.350.45125.3443.00000.00.000	Thompson Pool - Non-Reside	(\$630.00)	(\$840.00)	(\$840.00)	(\$840.00)	\$0.00	0.00
	Column: [FY14CityManagerProposed]	Budget	FTE	Position Desc.			
	Description: Swimming Lessons - Non Resident 12 @ \$70	(\$840.00)					
	Column Total:	(\$840.00)					
Budg_Cat: Charges for Services - R40		(\$7,035.00)	(\$3,640.00)	(\$7,090.00)	(\$7,090.00)	(\$3,450.00)	94.78
Func: Thompson Pool - 45125		(\$7,035.00)	(\$3,640.00)	(\$7,090.00)	(\$7,090.00)	(\$3,450.00)	94.78

City of Dover, New Hampshire

Budgeted Special Revenue Revenue Detail

Fiscal Year: 2013-2014

Print accounts with zero balance Round to whole dollars Account on new page

From Date: 7/1/2013

To Date: 6/30/2014

Definition: FY14 City Manager Proposed

Account	Description	FY12 Actual	FY13 Adopted Budget	FY14 Department Request	FY14 City Manager Proposed	Dollar Change	Percent Change
3410.1.350.45126.3410.00000.00.000	McConnell Ctr Senior Prgms/	(\$85,362.25)	(\$180,000.00)	(\$170,000.00)	(\$170,000.00)	\$10,000.00	(5.56)
	Column: [FY14CityManagerProposed]	Budget	FTE	Position Desc.			
	Description: Sr. Travel Program	(\$170,000.00)					
	Column Total:	(\$170,000.00)					
3410.1.350.45126.3413.00000.00.000	McConnell Ctr Senior Prgms/T	\$0.00	\$0.00	\$0.00	\$0.00	\$0.00	0.00
3410.1.350.45126.3442.00000.00.000	McConnell Ctr Senior Prgms/	(\$20,782.47)	(\$18,468.00)	(\$18,468.00)	(\$18,468.00)	\$0.00	0.00
	Column: [FY14CityManagerProposed]	Budget	FTE	Position Desc.			
	Description: Sr. Center Memberships-Resident 700 @ \$15	(\$10,500.00)					
	Description: Sr. Center Misc. Program Revenue 1,275 @ \$6.25	(\$7,968.00)					
	Column Total:	(\$18,468.00)					
3410.1.350.45126.3443.00000.00.000	McConnell Senior Programs/T	(\$3,600.00)	(\$7,500.00)	(\$7,500.00)	(\$7,500.00)	\$0.00	0.00
	Column: [FY14CityManagerProposed]	Budget	FTE	Position Desc.			
	Description: Sr. Center Memberships- Non Resident 300 @ \$25	(\$7,500.00)					
	Column Total:	(\$7,500.00)					
Budg_Cat: Charges for Services - R40		(\$109,744.72)	(\$205,968.00)	(\$195,968.00)	(\$195,968.00)	\$10,000.00	(4.86)
3410.1.350.45126.3593.00000.00.000	McConnell Senior Progs - Fur	(\$8,814.50)	\$0.00	\$0.00	\$0.00	\$0.00	0.00
3410.1.350.45126.3599.00000.00.000	McConnell Ctr Senior Prgms/	(\$3,107.55)	(\$10,000.00)	(\$10,000.00)	(\$10,000.00)	\$0.00	0.00
	Column: [FY14CityManagerProposed]	Budget	FTE	Position Desc.			
	Description: Misc. Revenue	(\$10,000.00)					
	Column Total:	(\$10,000.00)					
Budg_Cat: Misc. Revenue - R50		(\$11,922.05)	(\$10,000.00)	(\$10,000.00)	(\$10,000.00)	\$0.00	0.00
Func: McConnell Senior Programs/Travel - 45126		(\$121,666.77)	(\$215,968.00)	(\$205,968.00)	(\$205,968.00)	\$10,000.00	(4.63)

City of Dover, New Hampshire

Budgeted Special Revenue Revenue Detail

Fiscal Year: 2013-2014

Print accounts with zero balance Round to whole dollars Account on new page

From Date: 7/1/2013

To Date: 6/30/2014

Definition: FY14 City Manager Proposed

Account	Description	FY12 Actual	FY13 Adopted Budget	FY14 Department Request	FY14 City Manager Proposed	Dollar Change	Percent Change
3410.1.350.45149.3442.00000.00.000	Camp Kool -Recreation Charg	(\$50,118.90)	(\$54,000.00)	(\$54,000.00)	(\$54,000.00)	\$0.00	0.00
	Column: [FY14CityManagerProposed]	Budget	FTE	Position Desc.			
	Description: Camp Kool 8wks (45 campers/wk) 360 @ \$150	(\$54,000.00)					
	Column Total:	(\$54,000.00)					
3410.1.350.45149.3443.00000.00.000	Camp Kool -Non-Resident Ch	\$0.00	\$0.00	\$0.00	\$0.00	\$0.00	0.00
	Budg_Cat: Charges for Services - R40	(\$50,118.90)	(\$54,000.00)	(\$54,000.00)	(\$54,000.00)	\$0.00	0.00
3410.1.350.45149.3611.00000.00.000	Camp Kool - Interest on Arrea	\$0.00	\$0.00	\$0.00	\$0.00	\$0.00	0.00
	Budg_Cat: Other Financing Sources - R90	\$0.00	\$0.00	\$0.00	\$0.00	\$0.00	0.00
3410.1.350.45149.3911.00000.00.000	Transfer From General Fund	(\$4,306.00)	\$0.00	\$0.00	\$0.00	\$0.00	0.00
	Budg_Cat: Operating Transfers In - R80	(\$4,306.00)	\$0.00	\$0.00	\$0.00	\$0.00	0.00
	Func: Arena - 45149	(\$54,424.90)	(\$54,000.00)	(\$54,000.00)	(\$54,000.00)	\$0.00	0.00

City of Dover, New Hampshire

Budgeted Special Revenue Revenue Detail

Fiscal Year: 2013-2014

Print accounts with zero balance Round to whole dollars Account on new page

From Date: 7/1/2013

To Date: 6/30/2014

Definition: FY14 City Manager Proposed

Account	Description	FY12 Actual	FY13 Adopted Budget	FY14 Department Request	FY14 City Manager Proposed	Dollar Change	Percent Change
Grand Total:		(\$309,316.21)	(\$588,878.00)	(\$580,723.00)	(\$580,723.00)	\$8,155.00	(1.38)

End of Report

City of Dover, New Hampshire

Public Library Fines Revenue Detail Report

Fiscal Year: 2013-2014

Print accounts with zero balance Round to whole dollars Account on new page

From Date: 7/1/2013

To Date: 6/30/2014

Definition: FY14 City Manager Proposed

Account	Description	FY12 Actual	FY13 Adopted Budget	FY14 Department Request	FY14 City Manager Proposed	Dollar Change	Percent Change
3455.1.390.45500.3529.00000.00.000	Public Library-Misc Fines & F	(\$35,727.18)	(\$33,240.00)	(\$36,900.00)	(\$36,900.00)	(\$3,660.00)	11.01
	Column: [FY14CityManagerProposed]	Budget	FTE	Position Desc.			
	Description: Fines collected for overdue materials	(\$28,000.00)					
	Description: Headphone sales	(\$160.00)					
	Description: Lost library card fees	(\$240.00)					
	Description: Lost or damaged payments	(\$1,500.00)					
	Description: Printing, scanning, faxing fees	(\$7,000.00)					
	Column Total:	(\$36,900.00)					
Budg_Cat: Misc. Revenue - R50		(\$35,727.18)	(\$33,240.00)	(\$36,900.00)	(\$36,900.00)	(\$3,660.00)	11.01
3455.1.390.45500.3999.00000.00.000	Public Library - Budgetary Use	\$0.00	(\$33,600.00)	(\$23,952.00)	(\$23,952.00)	\$9,648.00	(28.71)
	Column: [FY14CityManagerProposed]	Budget	FTE	Position Desc.			
	Description: Budgetary use of fund balance	(\$23,952.00)					
	Column Total:	(\$23,952.00)					
Budg_Cat: Other Financing Sources - R90		\$0.00	(\$33,600.00)	(\$23,952.00)	(\$23,952.00)	\$9,648.00	(28.71)
Func: Public Library - 45500		(\$35,727.18)	(\$66,840.00)	(\$60,852.00)	(\$60,852.00)	\$5,988.00	(8.96)
Grand Total:		(\$35,727.18)	(\$66,840.00)	(\$60,852.00)	(\$60,852.00)	\$5,988.00	(8.96)

End of Report

City of Dover, New Hampshire

OPEB Liability Fund Revenue Detail Report

Fiscal Year: 2013-2014

Print accounts with zero balance Round to whole dollars Account on new page

From Date: 7/1/2013

To Date: 6/30/2014

Definition: FY14 City Manager Proposed

Account	Description	FY12 Actual	FY13 Adopted Budget	FY14 Department Request	FY14 City Manager Proposed	Dollar Change	Percent Change
3500.1.190.41991.3311.00000.00.000	OPEB - Federal Grant Reimbr	(\$3,549.82)	\$0.00	\$0.00	\$0.00	\$0.00	0.00
Budg_Cat: Intergovernmental - R30		(\$3,549.82)	\$0.00	\$0.00	\$0.00	\$0.00	0.00
3500.1.190.41991.3911.00000.00.000	OPEB - Misc Gen Gov't - Trar	(\$1,291,176.00)	(\$1,212,213.00)	(\$1,278,536.00)	(\$1,278,536.00)	(\$66,323.00)	5.47
Column: [FY14CityManagerProposed]		Budget	FTE	Position Desc.			
Description: 1 Retiree - Life Insurance Premiums		(\$3,800.00)					
Description: 10 Retirees - Dental Insurance Premiums		(\$13,297.00)					
Description: 89 Retirees - Health Insurance Premiums		(\$1,261,439.00)					
Notes: Actuarial Determined OPEB Annual Required Contribution		\$4,273,728					
Column Total:		(\$1,278,536.00)					
3500.1.190.41991.3912.00000.00.000	Transfer From Special Rev	(\$545.00)	\$0.00	\$0.00	\$0.00	\$0.00	0.00
3500.1.190.41991.3915.00000.00.000	OPEB - Misc Gen Gov't - Trar	(\$89,198.00)	(\$71,132.00)	(\$75,539.00)	(\$75,539.00)	(\$4,407.00)	6.20
Column: [FY14CityManagerProposed]		Budget	FTE	Position Desc.			
Description: 1 Retiree (Sewer Fund) - Health Insurance Premiums		(\$9,408.00)					
Description: 6 Retirees (Water Fund) - Health Insurance Premium		(\$66,131.00)					
Column Total:		(\$75,539.00)					
3500.1.190.41991.3916.00000.00.000	OPEB - Misc Gen Gov't - Trar	(\$35,345.00)	(\$29,767.00)	(\$31,055.00)	(\$31,055.00)	(\$1,288.00)	4.33
Column: [FY14CityManagerProposed]		Budget	FTE	Position Desc.			
Description: 1 Retiree (Fleet Mntc Fund) - Health Insurance Pre		(\$31,055.00)					
Column Total:		(\$31,055.00)					
Budg_Cat: Operating Transfers In - R80		(\$1,416,264.00)	(\$1,313,112.00)	(\$1,385,130.00)	(\$1,385,130.00)	(\$72,018.00)	5.48
Func: Misc Gen Gov't - 41991		(\$1,419,813.82)	(\$1,313,112.00)	(\$1,385,130.00)	(\$1,385,130.00)	(\$72,018.00)	5.48

City of Dover, New Hampshire

Education - Estimated Revenues School Tuition Programs

Fiscal Year: 2013-2014

From Date: 7/1/2013

To Date: 6/30/2014

Definition: FY14 City Manager Proposed

Account	Description	FY12 Actual	FY13 Adopted	FY14 Board Request	FY14 City Manager Proposed	Dollar Change	Percent Change
3810.1.600.46900.3700.00000.00.000.000.R70	Education Revenue	(\$155,543)	(\$141,500)	(\$147,000)	(\$147,000)	\$ (5,500)	3.90
	Detail: [FY14CityManagerProposed]	Budget	FTE	Position Desc.			
	Description: Dover Adult Learning Center Tuition Revenue	(\$147,000)					
	Detail Total:	(\$147,000.00)					
Budg_Cat: Education - R70		(\$155,543)	(\$141,500)	(\$147,000)	(\$147,000)	\$ (5,500)	3.90
Func: Education - 46900		(\$155,543)	(\$141,500)	(\$147,000)	(\$147,000)	\$ (5,500)	3.90
Fund: School Tuition Programs - DALC - 3810		(\$155,543)	(\$141,500)	(\$147,000)	(\$147,000)	\$ (5,500)	3.90

rptGLGenBudgetRptUsingDefinition

City of Dover, New Hampshire

Education - Estimated Revenues School Alternative Education Fund

Fiscal Year: 2013-2014

From Date: 7/1/2013

To Date: 6/30/2014

Definition: FY14 City Manager Proposed

Account	Description	FY12 Actual	FY13 Adopted	FY14 Board Request	FY14 City Manager Proposed	Dollar Change	Percent Change
3825.1.600.46900.3700.00000.00.000.000.R70	Education Revenue	(\$755,282)	(\$868,063)	(\$546,700)	(\$546,700)	\$ 321,363	(37.00)
	Detail: [FY14CityManagerProposed]	Budget	FTE	Position Desc.			
	Description: Alternative Education Program Revenue	(\$546,700)					
	Detail Total:	(\$546,700.00)					
Budg_Cat: Education - R70		(\$755,282)	(\$868,063)	(\$546,700)	(\$546,700)	\$ 321,363	(37.00)
Func: Education - 46900		(\$755,282)	(\$868,063)	(\$546,700)	(\$546,700)	\$ 321,363	(37.00)
Fund: School Alternative Education Fund - 3825		(\$755,282)	(\$868,063)	(\$546,700)	(\$546,700)	\$ 321,363	(37.00)

rptGLGenBudgetRptUsingDefinition

City of Dover, New Hampshire

Education - Estimated Revenues School Facilities Fund

Fiscal Year: 2013-2014

From Date: 7/1/2013

To Date: 6/30/2014

Definition: FY14 City Manager Proposed

Account	Description	FY12 Actual	FY13 Adopted	FY14 Board Request	FY14 City Manager Proposed	Dollar Change	Percent Change
3830.1.600.46900.3700.00000.00.000.000.R70	Education Revenue	(\$152,520)	(\$137,075)	(\$159,848)	(\$159,848)	(\$ 22,773)	16.60
	Detail: [FY14CityManagerProposed]	Budget	FTE	Position Desc.			
	Description: School Facilities Rental Revenue	(\$159,848)					
	Detail Total:	(\$159,848.00)					
Budg_Cat: Education - R70		(\$152,520)	(\$137,075)	(\$159,848)	(\$159,848)	(\$ 22,773)	16.60
Func: Education - 46900		(\$152,520)	(\$137,075)	(\$159,848)	(\$159,848)	(\$ 22,773)	16.60
Fund: School Facilities Fund - 3830		(\$152,520)	(\$137,075)	(\$159,848)	(\$159,848)	(\$ 22,773)	16.60

City of Dover, New Hampshire

Water Fund Revenue Detail Report

Fiscal Year: 2013-2014

Print accounts with zero balance Round to whole dollars Account on new page

From Date: 7/1/2013

To Date: 6/30/2014

Definition: FY14 City Manager Proposed

Account	Description	FY12 Actual	FY13 Adopted Budget	FY14 Department Request	FY14 City Manager Proposed	Dollar Change	Percent Change
5300.1.300.43320.3410.00000.00.000	CS - Water-Sales & Service C	(\$3,281,259.89)	(\$4,361,056.00)	(\$4,500,308.00)	(\$4,500,308.00)	(\$139,252.00)	3.19
	Column: [FY14CityManagerProposed]	Budget	FTE	Position Desc.			
	Description: Charges for water - billable volume 958,837 HCF	(\$4,500,308.00)					
	Column Total:	(\$4,500,308.00)					
5300.1.300.43320.3451.00000.00.000	CS - Water-Meter Rent	(\$127,782.54)	(\$154,418.00)	(\$154,418.00)	(\$154,418.00)	\$0.00	0.00
	Column: [FY14CityManagerProposed]	Budget	FTE	Position Desc.			
	Description: 1 1/2" 81 @ \$41.50	(\$3,361.00)					
	Description: 1" 807 @\$21.10	(\$17,028.00)					
	Description: 2" 185 @ \$54.30	(\$1,045.00)					
	Description: 2" Compound 12 @ \$155.10	(\$1,861.00)					
	Description: 3" 15 @ \$192.10	(\$2,882.00)					
	Description: 3" Compound 9 @ \$192.10	(\$1,729.00)					
	Description: 3/4" 1,302 @ \$17.80	(\$23,176.00)					
	Description: 4" 6 @ \$415.80	(\$2,495.00)					
	Description: 4" Compound 2 @ \$415.80	(\$832.00)					
	Description: 5/8" 5,897 @ \$16.50	(\$97,301.00)					
	Description: 6" Compound 6 @ \$451.40	(\$2,708.00)					
	Column Total:	(\$154,418.00)					
5300.1.300.43320.3453.00000.00.000	CS - Water-Sprinkler Standby	(\$37,449.14)	(\$53,288.00)	(\$53,288.00)	(\$53,288.00)	\$0.00	0.00
	Column: [FY14CityManagerProposed]	Budget	FTE	Position Desc.			
	Description: 2" Line - 160 @ \$8 per quarter	(\$5,120.00)					
	Description: 4" Line - 22 @ \$16 per quarter	(\$1,408.00)					
	Description: 6" Line - 190 @ \$35 per quarter	(\$26,600.00)					
	Description: 8" Line - 84 @ \$60 per quarter	(\$20,160.00)					
	Column Total:	(\$53,288.00)					

City of Dover, New Hampshire

Water Fund Revenue Detail Report

Fiscal Year: 2013-2014

 Print accounts with zero balance
 Round to whole dollars
 Account on new page

From Date: 7/1/2013

To Date: 6/30/2014

Definition: FY14 City Manager Proposed

Account	Description	FY12 Actual	FY13 Adopted Budget	FY14 Department Request	FY14 City Manager Proposed	Dollar Change	Percent Change
5300.1.300.43320.3454.00000.00.000	CS - Water-Maintenance Char	(\$92,999.28)	(\$120,000.00)	(\$120,000.00)	(\$120,000.00)	\$0.00	0.00
	Column: [FY14CityManagerProposed]	Budget	FTE	Position Desc.			
	Description: Maintenance charges	(\$120,000.00)					
	Column Total:	(\$120,000.00)					
	Budg_Cat: Charges for Services - R40	(\$3,539,490.85)	(\$4,688,762.00)	(\$4,828,014.00)	(\$4,828,014.00)	(\$139,252.00)	2.97
5300.1.300.43320.3555.00000.00.000	CS - Water - Special Assesme	(\$5,992.81)	\$0.00	\$0.00	\$0.00	\$0.00	0.00
5300.1.300.43320.3599.00000.00.000	CS - Water-Misc Revenue	(\$529.43)	(\$1,000.00)	(\$5,500.00)	(\$5,500.00)	(\$4,500.00)	450.00
	Column: [FY14CityManagerProposed]	Budget	FTE	Position Desc.			
	Description: Misc. Parts Sales to Outside Sources	(\$5,000.00)					
	Description: Miscellaneous Revenue	(\$500.00)					
	Column Total:	(\$5,500.00)					
5300.1.300.43320.3611.00000.00.000	CS - Water-Interest on Arrear:	(\$49,577.43)	(\$20,000.00)	(\$20,000.00)	(\$20,000.00)	\$0.00	0.00
	Column: [FY14CityManagerProposed]	Budget	FTE	Position Desc.			
	Description: Interest charges for late payment (12%)	(\$20,000.00)					
	Column Total:	(\$20,000.00)					
	Budg_Cat: Misc. Revenue - R50	(\$56,099.67)	(\$21,000.00)	(\$25,500.00)	(\$25,500.00)	(\$4,500.00)	21.43
	Func: CS - Water - 43320	(\$3,595,590.52)	(\$4,709,762.00)	(\$4,853,514.00)	(\$4,853,514.00)	(\$143,752.00)	3.05
	Grand Total:	(\$3,595,590.52)	(\$4,709,762.00)	(\$4,853,514.00)	(\$4,853,514.00)	(\$143,752.00)	3.05

End of Report

City of Dover, New Hampshire

Sewer Fund Revenue Detail Report

Fiscal Year: 2013-2014

Print accounts with zero balance Round to whole dollars Account on new page

From Date: 7/1/2013

To Date: 6/30/2014

Definition: FY14 City Manager Proposed

Account	Description	FY12 Actual	FY13 Adopted Budget	FY14 Department Request	FY14 City Manager Proposed	Dollar Change	Percent Change
5320.1.300.43250.3341.00000.00.000	CS - Sewer-State Reimburs	(\$27,913.00)	(\$6,840.00)	(\$6,240.00)	(\$6,240.00)	\$600.00	(8.77)
Column:	[FY14CityManagerProposed]	Budget	FTE	Position Desc.			
	Description: Grant C-705 Inflow/Infiltration State Aid	(\$1,108.00)					
	Description: Grant C-772 Varney Brook FM State Aid	(\$5,132.00)					
	Column Total:	(\$6,240.00)					
Budg_Cat:	Intergovernmental - R30	(\$27,913.00)	(\$6,840.00)	(\$6,240.00)	(\$6,240.00)	\$600.00	(8.77)
5320.1.300.43250.3410.00000.00.000	CS - Sewer-Sales & Service C	(\$3,820,498.70)	(\$5,317,011.00)	(\$5,616,509.00)	(\$5,616,509.00)	(\$299,498.00)	5.63
Column:	[FY14CityManagerProposed]	Budget	FTE	Position Desc.			
	Description: Charges for Sewer - billable volume 866,185 HCF	(\$5,616,509.00)					
	Column Total:	(\$5,616,509.00)					
5320.1.300.43250.3454.00000.00.000	CS - Sewer-Maintenance Cha	(\$1,907.05)	\$0.00	\$0.00	\$0.00	\$0.00	0.00
Budg_Cat:	Charges for Services - R40	(\$3,822,405.75)	(\$5,317,011.00)	(\$5,616,509.00)	(\$5,616,509.00)	(\$299,498.00)	5.63
5320.1.300.43250.3555.00000.00.000	CS - Sewer - Special Assesm	(\$4,108.57)	\$0.00	\$0.00	\$0.00	\$0.00	0.00
5320.1.300.43250.3599.00000.00.000	CS - Sewer-Misc Revenue	(\$17,334.70)	\$0.00	(\$5,000.00)	(\$5,000.00)	(\$5,000.00)	0.00
Column:	[FY14CityManagerProposed]	Budget	FTE	Position Desc.			
	Description: Parts Sales to Outside Sources	(\$5,000.00)					
	Column Total:	(\$5,000.00)					
5320.1.300.43250.3611.00000.00.000	CS - Sewer-Interest on Arrear	(\$49,892.93)	(\$31,000.00)	(\$31,000.00)	(\$31,000.00)	\$0.00	0.00
Column:	[FY14CityManagerProposed]	Budget	FTE	Position Desc.			
	Description: Interest on late payments (12%)	(\$31,000.00)					
	Column Total:	(\$31,000.00)					

City of Dover, New Hampshire

Sewer Fund Revenue Detail Report

Fiscal Year: 2013-2014

 Print accounts with zero balance
 Round to whole dollars
 Account on new page

From Date: 7/1/2013

To Date: 6/30/2014

Definition: FY14 City Manager Proposed

Account	Description	FY12 Actual	FY13 Adopted Budget	FY14 Department Request	FY14 City Manager Proposed	Dollar Change	Percent Change
Budg_Cat: Misc. Revenue - R50		(\$71,336.20)	(\$31,000.00)	(\$36,000.00)	(\$36,000.00)	(\$5,000.00)	16.13
5320.1.300.43250.3998.00000.00.000	CS - Sewer - Invested in Capi	\$0.00	(\$1,012,476.00)	(\$1,012,476.00)	(\$1,012,476.00)	\$0.00	0.00
	Column: [FY14CityManagerProposed]	Budget	FTE	Position Desc.			
	Description: GASB 34 - Invested in Capital Assets	(\$1,012,476.00)					
	Column Total:	(\$1,012,476.00)					
Budg_Cat: Other Financing Sources - R90		\$0.00	(\$1,012,476.00)	(\$1,012,476.00)	(\$1,012,476.00)	\$0.00	0.00
Func: CS - Sewer - 43250		(\$3,921,654.95)	(\$6,367,327.00)	(\$6,671,225.00)	(\$6,671,225.00)	(\$303,898.00)	4.77

City of Dover, New Hampshire

Sewer Fund Revenue Detail Report

Fiscal Year: 2013-2014

Print accounts with zero balance Round to whole dollars Account on new page

From Date: 7/1/2013

To Date: 6/30/2014

Definition: FY14 City Manager Proposed

Account	Description	FY12 Actual	FY13 Adopted Budget	FY14 Department Request	FY14 City Manager Proposed	Dollar Change	Percent Change
5320.1.300.43256.3410.00000.00.000	CS - Sewer - WWTP - Sales 8	(\$5,361.54)	(\$5,000.00)	(\$5,000.00)	(\$5,000.00)	\$0.00	0.00
	Column: [FY14CityManagerProposed]	Budget	FTE	Position Desc.			
	Description: Lab services	(\$5,000.00)					
	Column Total:	(\$5,000.00)					
5320.1.300.43256.3461.00000.00.000	CS - Sewer - WWTP - Septic	(\$11,737.90)	(\$12,000.00)	(\$12,000.00)	(\$12,000.00)	\$0.00	0.00
	Column: [FY14CityManagerProposed]	Budget	FTE	Position Desc.			
	Description: Septic Tank Discharges	(\$12,000.00)					
	Column Total:	(\$12,000.00)					
5320.1.300.43256.3490.00000.00.000	CS - Sewer - WWTP - Misc St	(\$14,685.25)	(\$20,000.00)	(\$19,300.00)	(\$19,300.00)	\$700.00	(3.50)
	Column: [FY14CityManagerProposed]	Budget	FTE	Position Desc.			
	Description: Class I Permit 6 YR @ \$1,500	(\$9,000.00)					
	Description: Class II Permit 64 YR @ \$100	(\$6,400.00)					
	Description: Restaurant 78 YR @ \$50	(\$3,900.00)					
	Column Total:	(\$19,300.00)					
Budg_Cat: Charges for Services - R40		(\$31,784.69)	(\$37,000.00)	(\$36,300.00)	(\$36,300.00)	\$700.00	(1.89)
5320.1.300.43256.3611.00000.00.000	CS - Sewer - WWTP - Interest	(\$440.57)	\$0.00	\$0.00	\$0.00	\$0.00	0.00
Budg_Cat: Misc. Revenue - R50		(\$440.57)	\$0.00	\$0.00	\$0.00	\$0.00	0.00
Func: CS - Sewer - WWTP - 43256		(\$32,225.26)	(\$37,000.00)	(\$36,300.00)	(\$36,300.00)	\$700.00	(1.89)

City of Dover, New Hampshire

Sewer Fund Revenue Detail Report

Fiscal Year: 2013-2014

 Print accounts with zero balance
 Round to whole dollars
 Account on new page

From Date: 7/1/2013

To Date: 6/30/2014

Definition: FY14 City Manager Proposed

Account	Description	FY12 Actual	FY13 Adopted Budget	FY14 Department Request	FY14 City Manager Proposed	Dollar Change	Percent Change
Grand Total:		(\$3,953,880.21)	(\$6,404,327.00)	(\$6,707,525.00)	(\$6,707,525.00)	(\$303,198.00)	4.73

End of Report

City of Dover, New Hampshire

Dover Net Revenue Detail Report

Fiscal Year: 2013-2014

Print accounts with zero balance Round to whole dollars Account on new page

From Date: 7/1/2013

To Date: 6/30/2014

Definition: FY14 City Manager Proposed

Account	Description	FY12 Actual	FY13 Adopted Budget	FY14 Department Request	FY14 City Manager Proposed	Dollar Change	Percent Change
6100.1.550.49200.3633.01206.00.000	Franchise Fees	(\$269,166.19)	(\$257,803.00)	(\$257,673.00)	(\$257,673.00)	\$130.00	(0.05)
	Column: [FY14CityManagerProposed]	Budget	FTE	Position Desc.			
	Description: Cable Franchise Licensing Fee 2.75%	(\$257,673.00)					
	Column Total:	(\$257,673.00)					
Budg_Cat:	Charges for Services - R40	(\$269,166.19)	(\$257,803.00)	(\$257,673.00)	(\$257,673.00)	\$130.00	(0.05)
6100.1.550.49200.3911.01206.00.000	Transfer From General Fund	\$0.00	(\$24,000.00)	(\$24,000.00)	(\$24,000.00)	\$0.00	0.00
	Column: [FY14CityManagerProposed]	Budget	FTE	Position Desc.			
	Description: Transfer from School Dept. - Media Center	(\$24,000.00)		Building Aid			
	Column Total:	(\$24,000.00)					
Budg_Cat:	Operating Transfers In - R80	\$0.00	(\$24,000.00)	(\$24,000.00)	(\$24,000.00)	\$0.00	0.00
Proj_Grant:	Dover Communications Studio - 01206	(\$269,166.19)	(\$281,803.00)	(\$281,673.00)	(\$281,673.00)	\$130.00	(0.05)

City of Dover, New Hampshire

Dover Net Revenue Detail Report

Fiscal Year: 2013-2014

Print accounts with zero balance Round to whole dollars Account on new page

From Date: 7/1/2013

To Date: 6/30/2014

Definition: FY14 City Manager Proposed

Account	Description	FY12 Actual	FY13 Adopted Budget	FY14 Department Request	FY14 City Manager Proposed	Dollar Change	Percent Change
6100.1.550.49200.3410.09100.00.000	DoverNet Fund - Sales & Ser	(\$259,029.54)	(\$259,159.00)	(\$255,808.00)	(\$255,808.00)	\$3,351.00	(1.29)
Column: [FY14CityManagerProposed]		Budget	FTE	Position Desc.			
	Description: Balance of Funding - Misc Gen Govt	(\$135,430.00)					
	Description: Charges for equipment	\$0.00					
	Description: CS - Public Works	(\$14,768.00)					
	Description: Executive	(\$4,867.00)					
	Description: Finance	(\$14,778.00)					
	Description: Fire & Rescue	(\$14,397.00)					
	Description: Fleet Fund	(\$816.00)					
	Description: Planning	(\$4,168.00)					
	Description: Police	(\$10,095.00)					
	Description: Public Library	(\$7,501.00)					
	Description: Public Welfare	(\$2,458.00)					
	Description: Recreation	(\$12,581.00)					
	Description: Sewer Fund	(\$25,876.00)					
	Description: Water Fund	(\$8,073.00)					
	Column Total:	(\$255,808.00)					
Budg_Cat: Charges for Services - R40		(\$259,029.54)	(\$259,159.00)	(\$255,808.00)	(\$255,808.00)	\$3,351.00	(1.29)
6100.1.550.49200.3599.09100.00.000	DoverNet Fund - Misc Revenu	(\$25,000.00)	(\$25,000.00)	(\$25,000.00)	(\$25,000.00)	\$0.00	0.00
Column: [FY14CityManagerProposed]		Budget	FTE	Position Desc.			
	Description: Comcast Technology Grant	(\$25,000.00)					
	Column Total:	(\$25,000.00)					
Budg_Cat: Misc. Revenue - R50		(\$25,000.00)	(\$25,000.00)	(\$25,000.00)	(\$25,000.00)	\$0.00	0.00

City of Dover, New Hampshire

Dover Net Revenue Detail Report

Fiscal Year: 2013-2014

Print accounts with zero balance Round to whole dollars Account on new page

From Date: 7/1/2013

To Date: 6/30/2014

Definition: FY14 City Manager Proposed

Account	Description	FY12 Actual	FY13 Adopted Budget	FY14 Department Request	FY14 City Manager Proposed	Dollar Change	Percent Change
6100.1.550.49200.3999.09100.00.000	DoverNet Fund - Budgetary U	\$0.00	(\$130,387.00)	(\$75,289.00)	(\$75,289.00)	\$55,098.00	(42.26)
	Column: [FY14CityManagerProposed]	Budget	FTE	Position Desc.			
	Description: Use of Fund Balance	(\$75,289.00)					
	Column Total:	(\$75,289.00)					
Budg_Cat:	Other Financing Sources - R90	\$0.00	(\$130,387.00)	(\$75,289.00)	(\$75,289.00)	\$55,098.00	(42.26)
Proj_Grant:	Administration - 09100	(\$284,029.54)	(\$414,546.00)	(\$356,097.00)	(\$356,097.00)	\$58,449.00	(14.10)
Grand Total:		(\$553,195.73)	(\$696,349.00)	(\$637,770.00)	(\$637,770.00)	\$58,579.00	(8.41)

End of Report

City of Dover, New Hampshire

Central Stores Fund Revenue Detail Report

Fiscal Year: 2013-2014

 Print accounts with zero balance
 Round to whole dollars
 Account on new page

From Date: 7/1/2013

To Date: 6/30/2014

Definition: FY14 City Manager Proposed

Account	Description	FY12 Actual	FY13 Adopted Budget	FY14 Department Request	FY14 City Manager Proposed	Dollar Change	Percent Change
6110.1.550.49200.3410.00000.00.000	Central Stores Fund - Sales &	(\$85,698.75)	(\$105,154.00)	(\$105,154.00)	(\$105,154.00)	\$0.00	0.00
	Column: [FY14CityManagerProposed]	Budget	FTE	Position Desc.			
	Description: Bathroom paper products	(\$30,000.00)					
	Description: Copy sales	(\$24,754.00)					
	Description: Postage Charges	(\$50,400.00)					
	Column Total:	(\$105,154.00)					
Budg_Cat:	Charges for Services - R40	(\$85,698.75)	(\$105,154.00)	(\$105,154.00)	(\$105,154.00)	\$0.00	0.00
Func:	Internal Service - 49200	(\$85,698.75)	(\$105,154.00)	(\$105,154.00)	(\$105,154.00)	\$0.00	0.00

City of Dover, New Hampshire

Fleet Maintenance Fund Revenue Detail Report

Fiscal Year: 2013-2014

Print accounts with zero balance Round to whole dollars Account on new page

From Date: 7/1/2013

To Date: 6/30/2014

Definition: FY14 City Manager Proposed

Account	Description	FY12 Actual	FY13 Adopted Budget	FY14 Department Request	FY14 City Manager Proposed	Dollar Change	Percent Change
6310.1.550.49200.3410.00000.00.000	Fleet Maintenance Fund - Sal	(\$30,194.27)	(\$37,000.00)	(\$37,000.00)	(\$37,000.00)	\$0.00	0.00
	Column: [FY14CityManagerProposed]	Budget	FTE	Position Desc.			
	Description: Outside Contracted Services	(\$37,000.00)					
	Column Total:	(\$37,000.00)					
6310.1.550.49200.3471.00000.00.000	Fleet Maintenance Fund - Sal	(\$273,456.99)	(\$250,351.00)	(\$250,351.00)	(\$250,351.00)	\$0.00	0.00
	Column: [FY14CityManagerProposed]	Budget	FTE	Position Desc.			
	Description: General Fund Dept Parts Costs	(\$132,343.00)					
	Description: Outside Services Parts Costs	(\$52,853.00)					
	Description: Parking Activity Fund Parts Costs	(\$829.00)					
	Description: Sewer Fund Parts Costs	(\$27,061.00)					
	Description: Water Fund Parts Costs	(\$37,265.00)					
	Column Total:	(\$250,351.00)					
6310.1.550.49200.3472.00000.00.000	Fleet Maintenance Fund - Fuel	\$0.00	(\$5,000.00)	(\$5,000.00)	(\$5,000.00)	\$0.00	0.00
	Column: [FY14CityManagerProposed]	Budget	FTE	Position Desc.			
	Description: Sale of diesel fuel	(\$5,000.00)					
	Column Total:	(\$5,000.00)					
6310.1.550.49200.3473.00000.00.000	Fleet Maintenance Fund - Ver	(\$417,206.04)	(\$442,206.00)	(\$467,026.00)	(\$467,026.00)	(\$24,820.00)	5.61
	Column: [FY14CityManagerProposed]	Budget	FTE	Position Desc.			
	Description: General Fund	(\$314,507.00)					
	Description: Parking Activity Fund	(\$1,518.00)					
	Description: Sewer Fund	(\$71,213.00)					
	Description: Water Fund	(\$79,788.00)					
	Column Total:	(\$467,026.00)					

Account Note: Maintenance Charges (labor) to Depts.

City of Dover, New Hampshire

Fleet Maintenance Fund Revenue Detail Report

Fiscal Year: 2013-2014

 Print accounts with zero balance
 Round to whole dollars
 Account on new page

From Date: 7/1/2013

To Date: 6/30/2014

Definition: FY14 City Manager Proposed

Account	Description	FY12 Actual	FY13 Adopted Budget	FY14 Department Request	FY14 City Manager Proposed	Dollar Change	Percent Change
Budg_Cat: Charges for Services - R40		(\$720,857.30)	(\$734,557.00)	(\$759,377.00)	(\$759,377.00)	(\$24,820.00)	3.38
6310.1.550.49200.3599.00000.00.000	Fleet Maintenance Fund - Mis	(\$36,483.00)	(\$27,725.00)	(\$27,725.00)	(\$27,725.00)	\$0.00	0.00
	Column: [FY14CityManagerProposed]	Budget	FTE	Position Desc.			
	Description: Fleet Maintenance Fund - Misc Revenue	(\$27,725.00)					
	Column Total:	(\$27,725.00)					
Budg_Cat: Misc. Revenue - R50		(\$36,483.00)	(\$27,725.00)	(\$27,725.00)	(\$27,725.00)	\$0.00	0.00
Func: Internal Service - 49200		(\$757,340.30)	(\$762,282.00)	(\$787,102.00)	(\$787,102.00)	(\$24,820.00)	3.26

City of Dover, New Hampshire

Workers Compensation Revenue Detail Budget

Fiscal Year: 2013-2014

Print accounts with zero balance Round to whole dollars Account on new page

From Date: 7/1/2013

To Date: 6/30/2014

Definition: FY14 City Manager Proposed

Account	Description	FY12 Actual	FY13 Adopted Budget	FY14 Department Request	FY14 City Manager Proposed	Dollar Change	Percent Change
---------	-------------	-------------	---------------------	-------------------------	----------------------------	---------------	----------------

6800.1.550.49200.3410.09100.00.000	Workers Compensation Fund	(\$387,674.64)	(\$387,065.00)	(\$670,772.00)	(\$670,772.00)	(\$283,707.00)	73.30
------------------------------------	---------------------------	----------------	----------------	----------------	----------------	----------------	-------

Column: [FY14CityManagerProposed]

Budget FTE Position Desc.

- Description: CS-PW (\$103,470.00)
- Description: DoverNet (\$916.00)
- Description: Executive (\$4,589.00)
- Description: Finance (\$1,661.00)
- Description: Fire (\$191,195.00)
- Description: Fleet (\$10,904.00)
- Description: Library (\$2,471.00)
- Description: McConnell Center (\$1,611.00)
- Description: Parking (\$2,861.00)
- Description: Planning (\$667.00)
- Description: Planning CDBG Grant (\$126.00)
- Description: Police (\$103,465.00)
- Description: Police Grants (\$5,236.00)
- Description: Public Welfare (\$314.00)
- Description: Rec Special Revenue Programs (\$6,186.00)
- Description: Recreation (\$20,823.00)
- Description: School (\$147,700.00)
- Description: Sewer (\$38,406.00)
- Description: Solid Waste (\$287.00)
- Description: Water (\$27,884.00)

Column Total: (\$670,772.00)

Budg_Cat: Charges for Services - R40		(\$387,674.64)	(\$387,065.00)	(\$670,772.00)	(\$670,772.00)	(\$283,707.00)	73.30
--------------------------------------	--	----------------	----------------	----------------	----------------	----------------	-------

Proj_Grant: Administration - 09100		(\$387,674.64)	(\$387,065.00)	(\$670,772.00)	(\$670,772.00)	(\$283,707.00)	73.30
------------------------------------	--	----------------	----------------	----------------	----------------	----------------	-------

Printed: 04/08/2013 7:02:07 PM

Report:

3.1.24

Page:

1

rptGLGenBudgetRptUsingDefinition

City of Dover, New Hampshire

Workers Compensation Revenue Detail Budget

Fiscal Year: 2013-2014

 Print accounts with zero balance
 Round to whole dollars
 Account on new page

From Date: 7/1/2013

To Date: 6/30/2014

Definition: FY14 City Manager Proposed

Account	Description	FY12 Actual	FY13 Adopted Budget	FY14 Department Request	FY14 City Manager Proposed	Dollar Change	Percent Change
Fund: Workers Compensation Fund - 6800		(\$387,674.64)	(\$387,065.00)	(\$670,772.00)	(\$670,772.00)	(\$283,707.00)	73.30
Grand Total:		(\$387,674.64)	(\$387,065.00)	(\$670,772.00)	(\$670,772.00)	(\$283,707.00)	73.30

End of Report

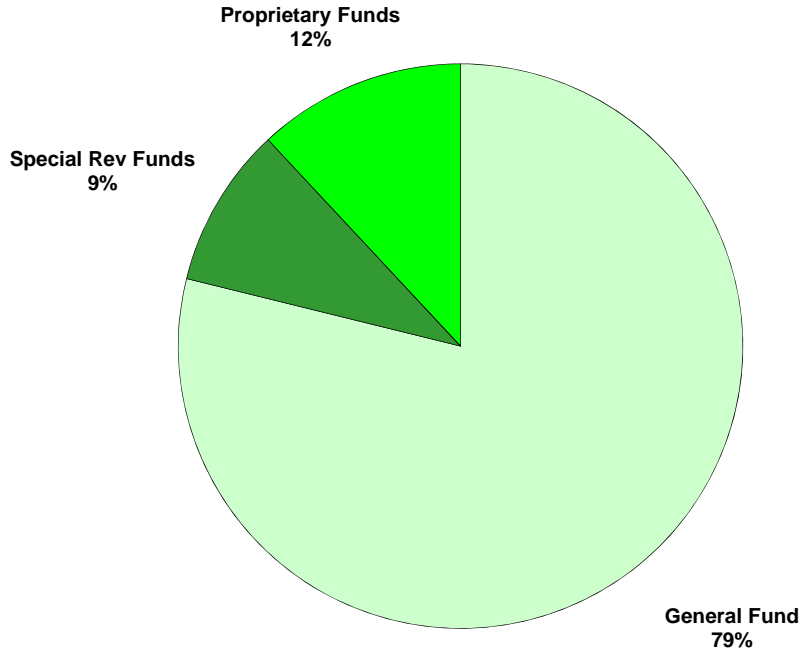
APPROPRIATION SUMMARIES

TAB 4

APPROPRIATION SUMMARIES

TAB 4

APPROPRIATIONS ALL BUDGETED FUNDS



Fund Type	FY12 Actual Realized	FY13 Council Adopted	FY14 City Mgr Proposed	Dollar Increase (Decrease)	Percent Incr(Decr) City Mgr
General Fund	85,069,810	88,775,252	90,866,901	2,091,649	2.4%
Special Rev Funds	10,979,653	10,849,181	10,606,656	(242,525)	-2.2%
Proprietary Funds	12,018,699	13,064,939	13,761,837	696,898	5.3%
Totals	108,068,162	112,689,372	115,235,394	2,546,022	2.3%

General Fund: Activities accounted for in the General Fund include Public Safety (Police and Fire & Rescue), Public Works functions such as upkeep of streets and drains, Recreation functions such as the Indoor Pool and the McConnell Center, the Public Library and Public Welfare. These are mainly Property Tax supported.

Special Revenue: Activities accounted for where revenues have been restricted to the activity. These include Federal and State grants as well as locally restricted money such as parking receipts for the Parking Activity Fund, the receipts for sale of waste bags restricted to the Residential Waste Fund and the OPEB Liability Fund.

Proprietary: Activities that are usually self supporting and accounted for in the same nature as private enterprise. These include Enterprise funds like the Water and Sewer Utility Funds. This Fund type also includes the Internal Service Funds which service departments.

City of Dover
Fiscal Year 2013 Budget
 July 1, 2013 - June 30, 2014

Appropriations
Summary by Fund

Fund	Description	Prior Year Actual	Current Year Budget	City Mgr. Proposed	Dollar Change	Percent Change
1000	General Fund					
	City Council	363,628	461,065	411,699	(49,366)	(10.7)
	Executive	714,248	778,979	805,318	26,339	3.4
	Finance	1,522,919	1,587,765	1,620,731	32,966	2.1
	Planning	450,595	463,527	491,541	28,014	6.0
	Misc. Gen Gov't	702,935	841,408	903,358	61,950	7.4
	Police	6,396,893	6,918,903	7,223,417	304,514	4.4
	Fire & Rescue	6,401,756	6,839,516	7,260,267	420,751	6.2
	Comm Serv PW	5,336,213	5,397,091	5,857,506	460,415	8.5
	Recreation	1,989,000	2,002,240	2,008,829	6,589	0.3
	Public Library	1,006,108	1,056,273	1,056,082	(191)	(0.0)
	Public Welfare	847,082	829,853	843,167	13,314	1.6
	Debt Service	9,625,901	9,690,031	9,785,929	95,898	1.0
	Other Financing Sources/Uses	1,836,176	2,122,757	2,581,172	458,415	21.6
	School	40,572,539	42,264,590	42,311,411	46,821	0.1
	Intergovernmental	7,303,817	7,521,254	7,706,474	185,220	2.5
	Total 1000 General Fund	85,069,810	88,775,252	90,866,901	2,091,649	2.4
2100	CDBG - Entitlement					
	Planning	409,719	441,742	373,900	(67,842)	(15.4)
	Total 2100 CDBG - Entitlement	409,719	441,742	373,900	(67,842)	(15.4)
2210	DOJ - Drug Ed & Enforce					
	Police	179,315	190,105	98,654	(91,451)	(48.1)
	Total 2210 DOJ - Drug Ed & Enforce	179,315	190,105	98,654	(91,451)	(48.1)
2220	DHA - Policing					
	Police	144,914	110,255	111,330	1,075	1.0
	Total 2220 DHA - Policing	144,914	110,255	111,330	1,075	1.0
2245	DHHS - Assistance Programs					
	Police	152,389	124,936	125,000	64	0.1
	Total 2245 DHHS - Assistance Programs	152,389	124,936	125,000	64	0.1
2250	Youth Tobacco & Alcohol Awareness					
	Police	23,330	75,000	0	(75,000)	(100.0)
	Total 2250 Youth Tobacco & Alcohol Aware	23,330	75,000	0	(75,000)	(100.0)
2800	School Cafeteria Fund					
	Education	1,376,543	1,398,164	1,521,164	123,000	8.8
	Total 2800 School Cafeteria Fund	1,376,543	1,398,164	1,521,164	123,000	8.8
2820	School - DOE Federal Grants					
	Education	3,042,295	2,715,962	2,786,174	70,212	2.6
	Total 2820 DOE Federal Grants	3,042,295	2,715,962	2,786,174	70,212	2.6
2900	School Special Pgms & Grants					
	Education	528,080	0	60,000	60,000	100.0
	Total 2900 School Special Pgms & Grants	528,080	0	60,000	60,000	100.0

City of Dover
Fiscal Year 2013 Budget
 July 1, 2013 - June 30, 2014

Appropriations
Summary by Fund

Fund	Description	Prior Year Actual	Current Year Budget	City Mgr. Proposed	Dollar Change	Percent Change
3207	Public Safety Special Details					
	Police	264,501	262,361	318,500	56,139	21.4
	Fire & Rescue	80,825	25,000	26,000	1,000	4.0
	Total 3207 Public Safety Special Details	345,326	287,361	344,500	57,139	19.9
3213	Parking Activity Fund					
	Police	568,266	614,320	561,280	(53,040)	(8.6)
	Total 3213 Parking Activity Fund	568,266	614,320	561,280	(53,040)	(8.6)
3320	Residential Solid Waste					
	Comm Serv PW	814,665	950,663	950,663	0	0.0
	Total 3320 Residential Solid Waste	814,665	950,663	950,663	0	0.0
3381	McConnell Center					
	Recreation	701,332	825,205	793,738	(31,467)	(3.8)
	Total 3381 McConnell Center	701,332	825,205	793,738	(31,467)	(3.8)
3410	Recreation Programs Fund					
	Recreation	336,969	588,878	580,723	(8,155)	(1.4)
	Total 3410 Recreation Programs	336,969	588,878	580,723	(8,155)	(1.4)
3455	Library Fines					
	Public Library	44,482	66,840	60,852	(5,988)	(9.0)
	Total 3455 Library Fines	44,482	66,840	60,852	(5,988)	(9.0)
3500	OPEB Liability Fund					
	Misc Gen Gov't	1,294,595	1,313,112	1,385,130	72,018	5.5
	Total 3500 OPEB Liability Fund	1,294,595	1,313,112	1,385,130	72,018	5.5
3810	School Tuition Programs					
	Education	165,898	141,500	147,000	5,500	3.9
	Total 3810 School Tuition Programs	165,898	141,500	147,000	5,500	3.9
3825	Alternative Education Fund					
	Education	774,217	868,063	546,700	(321,363)	(37.0)
	Total 3825 School Tuition Programs	774,217	868,063	546,700	(321,363)	(37.0)
3830	School Facilities Fund					
	Education	77,318	137,075	159,848	22,773	16.6
	Total 3830 School Facilities Fund	77,318	137,075	159,848	22,773	16.6
5300	Water Fund					
	Comm Serv PW	4,193,783	4,709,762	4,853,514	143,752	3.1
	Total 5300 Water Fund	4,193,783	4,709,762	4,853,514	143,752	3.1
5320	Sewer Fund					
	Comm Serv PW	5,659,415	6,404,327	6,707,525	303,198	4.7
	Total 5320 Sewer Fund	5,659,415	6,404,327	6,707,525	303,198	4.7

City of Dover
Fiscal Year 2013 Budget
 July 1, 2013 - June 30, 2014

Appropriations
Summary by Fund

<u>Fund</u>	<u>Description</u>	<u>Prior Year Actual</u>	<u>Current Year Budget</u>	<u>City Mgr. Proposed</u>	<u>Dollar Change</u>	<u>Percent Change</u>
6100	DoverNet Fund					
	Other Financing Sources/Uses	602,905	696,349	637,770	(58,579)	(8.4)
	Total 6100 DoverNet Fund	602,905	696,349	637,770	(58,579)	(8.4)
6110	Central Stores Fund					
	Other Financing Sources/Uses	90,727	105,154	105,154	0	0.0
	Total 6110 Central Stores Fund	90,727	105,154	105,154	0	0.0
6310	Fleet Maintenance Fund					
	Other Financing Sources/Uses	691,733	762,282	787,102	24,820	3.3
	Total 6310 Fleet Maintenance Fund	691,733	762,282	787,102	24,820	3.3
6800	Workers Compensation Fund					
	Other Financing Sources/Uses	780,136	387,065	670,772	283,707	73.3
	Total 6800 Workers Compensation Fund	780,136	387,065	670,772	283,707	73.3
	Total All Funds	108,068,162	112,689,372	115,235,394	2,546,022	2.3%

City of Dover
Fiscal Year 2011 Budget
July 1, 2013 - June 30, 2014

Appropriations
Summary by Department

Description		Prior Year Actual	Current Year Budget	City Mgr. Proposed	Dollar Change	% Chng
City Council						
1000	General Fund	363,628	461,065	411,699	(49,366)	(10.7)
Total	City Council	363,628	461,065	411,699	(49,366)	(10.7)
Executive						
1000	General Fund	714,248	778,979	805,318	26,339	3.4
Total	Executive	714,248	778,979	805,318	26,339	3.4
Finance						
1000	General Fund	1,522,919	1,587,765	1,620,731	32,966	2.1
Total	Finance	1,522,919	1,587,765	1,620,731	32,966	2.1
Planning						
1000	General Fund	450,595	463,527	491,541	28,014	6.0
2100	CDBG - Entitlement	409,719	441,742	373,900	(67,842)	(15.4)
Total	Planning	860,314	905,269	865,441	(39,828)	(4.4)
Misc. Gen Gov't						
1000	General Fund	702,935	841,408	903,358	61,950	7.4
3500	OPEB Liability Fund	1,294,595	1,313,112	1,385,130	72,018	5.5
Total	Misc. Gen Gov't	1,997,530	2,154,520	2,288,488	133,968	6.2
Police						
1000	General Fund	6,396,893	6,918,903	7,223,417	304,514	4.4
2210	DOJ - Drug Ed & Enforce	179,315	190,105	98,654	(91,451)	(48.1)
2220	DHA - Policing	144,914	110,255	111,330	1,075	1.0
2245	DHHS - Assistance Programs	152,389	124,936	125,000	64	0.1
2250	Youth Tobacco & Alcohol	23,330	75,000	0	(75,000)	(100.0)
3207	Public Safety Special Details	264,501	262,361	318,500	56,139	21.4
3213	Parking Activity Fund	568,266	614,320	561,280	(53,040)	(8.6)
Total	Police	7,729,608	8,295,880	8,438,181	142,301	1.7
Fire & Rescue						
1000	General Fund	6,401,756	6,839,516	7,260,267	420,751	6.2
3207	Public Safety Special details	80,825	25,000	26,000	1,000	4.0
Total	Fire & Rescue	6,482,581	6,864,516	7,286,267	421,751	6.1
Comm Serv PW						
1000	General Fund	5,336,213	5,397,091	5,857,506	460,415	8.5
3320	Residential Solid Waste	814,665	950,663	950,663	0	0.0
5300	Water Fund	4,193,783	4,709,762	4,853,514	143,752	3.1
5320	Sewer Fund	5,659,415	6,404,327	6,707,525	303,198	4.7
Total	Comm Serv PW	16,004,076	17,461,843	18,369,208	907,365	5.2

City of Dover
Fiscal Year 2011 Budget
July 1, 2013 - June 30, 2014

Appropriations
Summary by Department

<u>Description</u>	<u>Prior Year Actual</u>	<u>Current Year Budget</u>	<u>City Mgr. Proposed</u>	<u>Dollar Change</u>	<u>% Chng</u>
Recreation					
1000 General Fund	1,989,000	2,002,240	2,008,829	6,589	0.3
3381 McConnell Center	701,332	825,205	793,738	(31,467)	(3.8)
3410 Recreation Programs Fund	336,969	588,878	580,723	(8,155)	(1.4)
Total Recreation	3,027,301	3,416,323	3,383,290	(33,033)	(1.0)
Public Library					
1000 General Fund	1,006,108	1,056,273	1,056,082	(191)	(0.0)
3455 Library Fines	44,482	66,840	60,852	(5,988)	(9.0)
Total Public Library	1,050,590	1,123,113	1,116,934	(6,179)	(0.6)
Public Welfare					
1000 General Fund	847,082	829,853	843,167	13,314	1.6
Total Public Welfare	847,082	829,853	843,167	13,314	1.6
Debt Service					
1000 General Fund	9,625,901	9,690,031	9,785,929	95,898	1.0
Total Debt Service	9,625,901	9,690,031	9,785,929	95,898	1.0
Other Financing Uses					
1000 General Fund	1,836,176	2,122,757	2,581,172	458,415	21.6
6100 DoverNet Fund	602,905	696,349	637,770	(58,579)	(8.4)
6110 Central Stores Fund	90,727	105,154	105,154	0	0.0
6310 Fleet Maintenance Fund	691,733	762,282	787,102	24,820	3.3
6800 Workers Compensation Fund	780,136	387,065	670,772	283,707	73.3
Total Other Financing Sources/Uses	4,001,677	4,073,607	4,781,970	708,363	17.4
Education					
1000 General Fund	40,572,539	42,264,590	42,311,411	46,821	0.1
2800 School Cafeteria Fund	1,376,543	1,398,164	1,521,164	123,000	8.8
2820 DOE Federal Grants	3,042,295	2,715,962	2,786,174	70,212	2.6
2900 School Special Pgms & Grants	528,080	0	60,000	60,000	100.0
3810 School Tuition Programs	165,898	141,500	147,000	5,500	3.9
3825 Alternative Education Fund	774,217	868,063	546,700	(321,363)	(37.0)
3830 School Facilities Fund	77,318	137,075	159,848	22,773	16.6
Total Education	46,536,890	47,525,354	47,532,297	6,943	0.0
Intergovernmental					
1000 General Fund	7,303,817	7,521,254	7,706,474	185,220	2.5
Total Intergovernmental	7,303,817	7,521,254	7,706,474	185,220	2.5
Total All Funds	108,068,162	112,689,372	115,235,394	2,546,022	2.3

City of Dover, New Hampshire

Appropriations Summary by Object Code

Fiscal Year: 2013-2014

Print accounts with zero balance Round to whole dollars Account on new page

From Date: 7/1/2013

To Date: 6/30/2014

Definition: FY14 City Manager Proposed

Account	Description	FY12 Actual	FY13 Adopted Budget	FY14 Department Request	FY14 City Manager Proposed	Dollar Change	Percent Change
1000 General Fund							
1000.0.000.00000.4110.00000.00.000	Regular Salaried Employees	\$1,985,007	\$2,064,306	\$2,122,174	\$2,122,174	\$57,868	2.80
1000.0.000.00000.4115.00000.00.000	Regular Hourly Employees	\$8,607,528	\$9,366,861	\$9,729,876	\$9,554,676	\$187,815	2.01
1000.0.000.00000.4120.00000.00.000	Temporary Employees	\$468,559	\$421,824	\$418,476	\$418,476	(\$3,348)	(0.79)
1000.0.000.00000.4125.00000.00.000	Elected Officials	\$18,290	\$20,518	\$14,884	\$14,884	(\$5,634)	(27.46)
1000.0.000.00000.4130.00000.00.000	Overtime Pay	\$728,929	\$880,715	\$1,084,834	\$953,297	\$72,582	8.24
1000.0.000.00000.4170.00000.00.000	Longevity Pay	\$150,476	\$158,816	\$163,493	\$163,493	\$4,677	2.94
1000.0.000.00000.4211.00000.00.000	Health Insurance	\$2,822,073	\$3,099,146	\$3,303,879	\$3,185,737	\$86,591	2.79
1000.0.000.00000.4212.00000.00.000	Dental Insurance	\$134,025	\$111,264	\$116,971	\$114,006	\$2,742	2.46
1000.0.000.00000.4213.00000.00.000	Life Insurance	\$20,907	\$24,921	\$25,843	\$25,481	\$560	2.25
1000.0.000.00000.4214.00000.00.000	Disability Insurance	\$6,451	\$7,266	\$7,341	\$7,341	\$75	1.03
1000.0.000.00000.4220.00000.00.000	FICA	\$367,969	\$378,787	\$386,488	\$382,471	\$3,684	0.97
1000.0.000.00000.4225.00000.00.000	Medicare	\$171,195	\$177,820	\$183,178	\$180,914	\$3,094	1.74
1000.0.000.00000.4230.00000.00.000	Retirement	\$1,752,384	\$1,953,290	\$2,479,175	\$2,441,554	\$488,264	25.00
1000.0.000.00000.4240.00000.00.000	Staff Development Reimburse	\$51,457	\$62,255	\$71,952	\$66,952	\$4,697	7.54
1000.0.000.00000.4250.00000.00.000	Unemployment	\$5,217	\$25,000	\$25,000	\$25,000	\$0	0.00
1000.0.000.00000.4260.00000.00.000	Workers Comp Insurance	\$245,350	\$235,810	\$428,655	\$428,655	\$192,845	81.78
1000.0.000.00000.4290.00000.00.000	FSA Fees	\$3,396	\$3,447	\$4,163	\$4,163	\$716	20.77
1000.0.000.00000.4291.00000.00.000	Uniform & Cleaning Allowance	\$29,927	\$42,091	\$42,091	\$42,091	\$0	0.00
1000.0.000.00000.4295.00000.00.000	Compensated Absences	\$292,551	\$193,000	\$193,000	\$231,578	\$38,578	19.99
Budg_Cat: Personal Services - 100		\$17,861,694	\$19,227,137	\$20,801,473	\$20,362,943	\$1,135,806	5.91
1000.0.000.00000.4311.00000.00.000	Administrative Services	\$3,810	\$4,300	\$4,300	\$4,300	\$0	0.00

City of Dover, New Hampshire

Appropriations Summary by Object Code

Fiscal Year: 2013-2014

Print accounts with zero balance Round to whole dollars Account on new page

From Date: 7/1/2013

To Date: 6/30/2014

Definition: FY14 City Manager Proposed

Account	Description	FY12 Actual	FY13 Adopted Budget	FY14 Department Request	FY14 City Manager Proposed	Dollar Change	Percent Change
1000.0.000.00000.4312.00000.00.000	Management Services	\$192,846	\$199,200	\$201,900	\$201,900	\$2,700	1.36
1000.0.000.00000.4334.00000.00.000	Legal Services	\$40,964	\$93,000	\$93,000	\$93,000	\$0	0.00
1000.0.000.00000.4335.00000.00.000	Auditing Services	\$20,555	\$15,133	\$15,133	\$15,133	\$0	0.00
1000.0.000.00000.4336.00000.00.000	Medical Services	\$9,169	\$16,701	\$13,626	\$13,126	(\$3,575)	(21.41)
1000.0.000.00000.4337.00000.00.000	Dental Services	\$0	\$300	\$350	\$300	\$0	0.00
1000.0.000.00000.4339.00000.00.000	Consulting Services	\$46,226	\$32,340	\$49,869	\$39,869	\$7,529	23.28
1000.0.000.00000.4341.00000.00.000	Technical Services	\$19,036	\$17,391	\$19,256	\$16,881	(\$510)	(2.93)
1000.0.000.00000.4411.00000.00.000	Water & Sewer Expense	\$41,244	\$54,820	\$65,470	\$65,220	\$10,400	18.97
1000.0.000.00000.4420.00000.00.000	Waste Collection Services	\$370,484	\$381,000	\$376,000	\$376,000	(\$5,000)	(1.31)
1000.0.000.00000.4421.00000.00.000	Waste Disposal Services	\$94,558	\$82,000	\$96,600	\$96,600	\$14,600	17.80
1000.0.000.00000.4422.00000.00.000	Contract Snow Plowing	\$23,064	\$70,000	\$70,000	\$70,000	\$0	0.00
1000.0.000.00000.4423.00000.00.000	Cleaning Services	\$581	\$3,599	\$3,599	\$3,599	\$0	0.00
1000.0.000.00000.4431.00000.00.000	Maint Chrgs - Buildings	\$107,212	\$141,355	\$150,165	\$138,665	(\$2,690)	(1.90)
1000.0.000.00000.4432.00000.00.000	Maint Chrgs - Impr o/t Building	\$153,280	\$203,000	\$212,000	\$212,000	\$9,000	4.43
1000.0.000.00000.4433.00000.00.000	Maint Chrgs - Equipment	\$41,092	\$41,630	\$51,806	\$43,990	\$2,360	5.67
1000.0.000.00000.4434.00000.00.000	Maint Chrgs - Vehicles	\$56,513	\$56,050	\$56,050	\$56,050	\$0	0.00
1000.0.000.00000.4435.00000.00.000	Maint Chrgs - Office Equipme	\$333,186	\$352,679	\$341,834	\$341,834	(\$10,845)	(3.08)
1000.0.000.00000.4441.00000.00.000	Rental of Land & Buildings	\$834,936	\$778,424	\$865,703	\$775,703	(\$2,721)	(0.35)
1000.0.000.00000.4443.00000.00.000	Rental of Equipment	\$55,717	\$83,135	\$82,105	\$82,105	(\$1,030)	(1.24)
1000.0.000.00000.4521.00000.00.000	Property Insurance	\$52,945	\$55,586	\$56,415	\$56,415	\$829	1.49
1000.0.000.00000.4522.00000.00.000	Vehicle & Equip Insurance	\$47,318	\$46,376	\$46,375	\$46,375	(\$1)	0.00
1000.0.000.00000.4523.00000.00.000	Police Liab Insurance	\$53,949	\$55,228	\$55,228	\$55,228	\$0	0.00
1000.0.000.00000.4524.00000.00.000	Public Liab Insurance	\$132,419	\$135,858	\$135,816	\$135,816	(\$42)	(0.03)
1000.0.000.00000.4529.00000.00.000	Insurance Deductible Paymen	(\$4,688)	\$10,000	\$10,000	\$10,000	\$0	0.00
1000.0.000.00000.4531.00000.00.000	Telecommunications	\$169,134	\$158,203	\$163,976	\$157,676	(\$527)	(0.33)

City of Dover, New Hampshire

Appropriations Summary by Object Code

Fiscal Year: 2013-2014

Print accounts with zero balance Round to whole dollars Account on new page

From Date: 7/1/2013

To Date: 6/30/2014

Definition: FY14 City Manager Proposed

Account	Description	FY12 Actual	FY13 Adopted Budget	FY14 Department Request	FY14 City Manager Proposed	Dollar Change	Percent Change
1000.0.000.00000.4534.00000.00.000	Postage	\$65,835	\$71,452	\$71,873	\$71,873	\$421	0.59
1000.0.000.00000.4540.00000.00.000	Advertising	\$18,187	\$22,241	\$22,391	\$22,391	\$150	0.67
1000.0.000.00000.4550.00000.00.000	Printing & Binding	\$9,521	\$16,425	\$16,325	\$16,325	(\$100)	(0.61)
1000.0.000.00000.4580.00000.00.000	Travel Expense	\$16,477	\$19,305	\$20,485	\$19,485	\$180	0.93
1000.0.000.00000.4591.00000.00.000	Special Programs	\$2,121	\$2,500	\$4,500	\$2,500	\$0	0.00
1000.0.000.00000.4592.00000.00.000	Emergency Shelter	\$6,601	\$2,000	\$3,500	\$2,000	\$0	0.00
Budg_Cat: Purchased Services - 300		\$3,014,291	\$3,221,231	\$3,375,650	\$3,242,359	\$21,128	0.66
1000.0.000.00000.4611.00000.00.000	Office Supplies	\$67,154	\$75,615	\$80,730	\$78,660	\$3,045	4.03
1000.0.000.00000.4612.00000.00.000	Operating Supplies	\$248,784	\$286,756	\$310,853	\$287,353	\$597	0.21
1000.0.000.00000.4615.00000.00.000	Clothing & Uniforms	\$79,305	\$83,954	\$77,689	\$77,639	(\$6,315)	(7.52)
1000.0.000.00000.4619.00000.00.000	Supplies for Resale	\$3,031	\$2,000	\$2,000	\$2,000	\$0	0.00
1000.0.000.00000.4621.00000.00.000	Natural Gas	\$136,556	\$145,551	\$146,924	\$143,424	(\$2,127)	(1.46)
1000.0.000.00000.4622.00000.00.000	Electricity	\$652,310	\$688,220	\$667,373	\$663,373	(\$24,847)	(3.61)
1000.0.000.00000.4623.00000.00.000	Propane	\$15,683	\$14,736	\$18,686	\$16,686	\$1,950	13.23
1000.0.000.00000.4624.00000.00.000	Heating Oil	\$57,867	\$73,404	\$71,175	\$70,675	(\$2,729)	(3.72)
1000.0.000.00000.4626.00000.00.000	Vehicle Fuels	\$245,009	\$268,763	\$260,449	\$255,449	(\$13,314)	(4.95)
1000.0.000.00000.4631.00000.00.000	Food/Food Services	\$9,572	\$8,900	\$11,100	\$10,100	\$1,200	13.48
1000.0.000.00000.4635.00000.00.000	Medicinal Supplies	\$50,939	\$55,864	\$56,264	\$55,764	(\$100)	(0.18)
1000.0.000.00000.4640.00000.00.000	Books/Publications	\$15,613	\$21,440	\$21,192	\$21,192	(\$248)	(1.16)
1000.0.000.00000.4651.00000.00.000	Maint Supplies - Buildings	\$50,712	\$53,054	\$53,603	\$53,603	\$549	1.03
1000.0.000.00000.4652.00000.00.000	Maint Supplies - Impr o/t Build	\$92,551	\$118,100	\$125,800	\$122,800	\$4,700	3.98
1000.0.000.00000.4653.00000.00.000	Maint Supplies - Equipment	\$14,313	\$17,300	\$22,300	\$22,300	\$5,000	28.90
1000.0.000.00000.4654.00000.00.000	Maint Supplies - Vehicles	\$208,464	\$134,543	\$129,543	\$129,543	(\$5,000)	(3.72)
1000.0.000.00000.4661.00000.00.000	Fleet Maint Charge	\$280,958	\$297,793	\$314,508	\$314,508	\$16,715	5.61

City of Dover, New Hampshire

Appropriations Summary by Object Code

Fiscal Year: 2013-2014

 Print accounts with zero balance
 Round to whole dollars
 Account on new page

From Date: 7/1/2013

To Date: 6/30/2014

Definition: FY14 City Manager Proposed

Account	Description	FY12 Actual	FY13 Adopted Budget	FY14 Department Request	FY14 City Manager Proposed	Dollar Change	Percent Change
1000.0.000.00000.4681.00000.00.000	Minor Equip, Furniture & Fxtrs	\$39,990	\$47,311	\$51,879	\$46,879	(\$432)	(0.91)
Budg_Cat: Supplies - 600		\$2,268,812	\$2,393,304	\$2,422,068	\$2,371,948	(\$21,356)	(0.89)
1000.0.000.00000.4715.00000.00.000	Land Improvements	\$1,227,127	\$885,000	\$2,155,000	\$985,000	\$100,000	11.30
1000.0.000.00000.4725.00000.00.000	Building Improvements	\$0	\$47,500	\$15,500	\$3,000	(\$44,500)	(93.68)
1000.0.000.00000.4730.00000.00.000	Improvements o/t Buildings	\$0	\$0	\$269,000	\$186,604	\$186,604	0.00
1000.0.000.00000.4741.00000.00.000	Machinery & Equipment	\$37,665	\$38,000	\$27,000	\$23,000	(\$15,000)	(39.47)
1000.0.000.00000.4742.00000.00.000	Light Vehicles	\$15,292	\$0	\$0	\$0	\$0	0.00
1000.0.000.00000.4745.00000.00.000	Computers & Communication:	\$25,862	\$132,800	\$38,330	\$35,830	(\$96,970)	(73.02)
1000.0.000.00000.4748.00000.00.000	Books and Collections	\$97,585	\$95,869	\$97,786	\$97,786	\$1,917	2.00
1000.0.000.00000.4752.00000.00.000	Bridges	\$0	\$75,000	\$100,000	\$100,000	\$25,000	33.33
Budg_Cat: Capital Outlay - 700		\$1,403,532	\$1,274,169	\$2,702,616	\$1,431,220	\$157,051	12.33
1000.0.000.00000.4810.00000.00.000	Membership Dues	\$44,041	\$46,203	\$45,914	\$45,914	(\$289)	(0.63)
1000.0.000.00000.4819.00000.00.000	Fees & Charges	\$7,866	\$10,365	\$14,595	\$14,595	\$4,230	40.81
1000.0.000.00000.4835.00000.00.000	Grants/Subsidy	\$243,371	\$439,815	\$579,248	\$384,248	(\$55,567)	(12.63)
1000.0.000.00000.4840.00000.00.000	Contingency	\$21,203	\$187,768	\$276,704	\$276,704	\$88,936	47.36
1000.0.000.00000.4891.00000.00.000	Abatements	\$68,406	\$75,000	\$50,000	\$50,000	(\$25,000)	(33.33)
1000.0.000.00000.4895.00000.00.000	Cost of Sales	\$6	\$1,500	\$1,500	\$1,500	\$0	0.00
1000.0.000.00000.4896.00000.00.000	Cost of Sales - Food	\$26,600	\$25,000	\$25,000	\$25,000	\$0	0.00
1000.0.000.00000.4897.00000.00.000	Cost of Sales - Misc	\$7,975	\$10,000	\$10,000	\$10,000	\$0	0.00
Budg_Cat: Other Expenses - 800		\$419,468	\$795,651	\$1,002,961	\$807,961	\$12,310	1.55
1000.0.000.00000.4912.00000.00.000	Transfer to Special Rev	\$1,924,756	\$1,665,385	\$2,141,656	\$2,141,656	\$476,271	28.60
1000.0.000.00000.4915.00000.00.000	Transfer to Enterprise	\$130,000	\$130,000	\$130,000	\$130,000	\$0	0.00

City of Dover, New Hampshire

Appropriations Summary by Object Code

Fiscal Year: 2013-2014

Print accounts with zero balance Round to whole dollars Account on new page

From Date: 7/1/2013

To Date: 6/30/2014

Definition: FY14 City Manager Proposed

Account	Description	FY12 Actual	FY13 Adopted Budget	FY14 Department Request	FY14 City Manager Proposed	Dollar Change	Percent Change
1000.0.000.00000.4918.00000.00.000	Transfer to Trust	\$545,000	\$575,000	\$595,000	\$575,000	\$0	0.00
Budg_Cat:	Operating Transfers Out - 910	\$2,599,756	\$2,370,385	\$2,866,656	\$2,846,656	\$476,271	20.09
1000.0.000.00000.4920.00000.00.000	Principal Payments	\$6,615,141	\$6,557,165	\$6,738,461	\$6,738,461	\$181,296	2.76
1000.0.000.00000.4921.00000.00.000	Interest - Bonds	\$3,010,759	\$3,132,866	\$3,047,468	\$3,047,468	(\$85,398)	(2.73)
Budg_Cat:	Debt Service - 920	\$9,625,901	\$9,690,031	\$9,785,929	\$9,785,929	\$95,898	0.99
1000.0.000.00000.4924.00000.00.000	Payment to Refunded Bond E	\$9,192,189	\$0	\$0	\$0	\$0	0.00
Budg_Cat:	Other Expenses - 800	\$9,192,189	\$0	\$0	\$0	\$0	0.00
1000.0.000.00000.4950.00000.00.000	Education	\$0	\$0	\$42,311,411	\$42,311,411	\$42,311,411	0.00
Budg_Cat:	Education - 950	\$0	\$0	\$42,311,411	\$42,311,411	\$42,311,411	0.00
1000.0.000.00000.4990.00000.00.000	County Tax	\$7,303,817	\$7,482,308	\$7,706,474	\$7,706,474	\$224,166	3.00
Budg_Cat:	Intergovernmental - 990	\$7,303,817	\$7,482,308	\$7,706,474	\$7,706,474	\$224,166	3.00
Func:	UNDESIGNATED - 00000	\$53,689,459	\$46,454,216	\$92,975,238	\$90,866,901	\$44,412,685	95.61

City of Dover, New Hampshire

Appropriations Summary by Object Code

Fiscal Year: 2013-2014

 Print accounts with zero balance
 Round to whole dollars
 Account on new page

From Date: 7/1/2013

To Date: 6/30/2014

Definition: FY14 City Manager Proposed

Account	Description	FY12 Actual	FY13 Adopted Budget	FY14 Department Request	FY14 City Manager Proposed	Dollar Change	Percent Change
2100 HUD/CDBG - Entitlement							
2100.0.000.00000.4110.00000.00.000	Regular Salaried Employees	\$66,853	\$62,735	\$62,084	\$62,084	(\$651)	(1.04)
2100.0.000.00000.4115.00000.00.000	Regular Hourly Employees	\$4,918	\$11,780	\$11,898	\$11,898	\$118	1.00
2100.0.000.00000.4170.00000.00.000	Longevity Pay	\$1,600	\$881	\$1,444	\$1,444	\$563	63.90
2100.0.000.00000.4211.00000.00.000	Health Insurance	\$24,950	\$23,210	\$23,710	\$23,710	\$500	2.15
2100.0.000.00000.4212.00000.00.000	Dental Insurance	\$1,162	\$754	\$755	\$755	\$1	0.13
2100.0.000.00000.4213.00000.00.000	Life Insurance	\$178	\$180	\$178	\$178	(\$2)	(1.11)
2100.0.000.00000.4214.00000.00.000	Disability Insurance	\$10	\$23	\$24	\$24	\$1	4.35
2100.0.000.00000.4220.00000.00.000	FICA	\$4,140	\$4,181	\$4,148	\$4,148	(\$33)	(0.79)
2100.0.000.00000.4225.00000.00.000	Medicare	\$955	\$977	\$969	\$969	(\$8)	(0.82)
2100.0.000.00000.4230.00000.00.000	Retirement	\$6,529	\$6,675	\$8,125	\$8,125	\$1,450	21.72
2100.0.000.00000.4240.00000.00.000	Staff Development Reimburse	\$0	\$300	\$300	\$300	\$0	0.00
2100.0.000.00000.4260.00000.00.000	Workers Comp Insurance	\$610	\$610	\$126	\$126	(\$484)	(79.34)
2100.0.000.00000.4290.00000.00.000	FSA Fees	\$54	\$71	\$79	\$79	\$8	11.27
Budg_Cat: Personal Services - 100		\$111,959	\$112,377	\$113,840	\$113,840	\$1,463	1.30
2100.0.000.00000.4335.00000.00.000	Auditing Services	\$5,500	\$4,185	\$3,605	\$3,605	(\$580)	(13.86)
2100.0.000.00000.4339.00000.00.000	Consulting Services	\$0	\$200	\$200	\$200	\$0	0.00
2100.0.000.00000.4435.00000.00.000	Maint Chrgs - Office Equipmen	\$162	\$320	\$656	\$656	\$336	105.00
2100.0.000.00000.4531.00000.00.000	Telecommunications	\$527	\$400	\$400	\$400	\$0	0.00
2100.0.000.00000.4534.00000.00.000	Postage	\$2	\$100	\$100	\$100	\$0	0.00
2100.0.000.00000.4540.00000.00.000	Advertising	\$676	\$166	\$166	\$166	\$0	0.00
2100.0.000.00000.4580.00000.00.000	Travel Expense	\$210	\$366	\$545	\$545	\$179	48.91
Budg_Cat: Purchased Services - 300		\$7,079	\$5,737	\$5,672	\$5,672	(\$65)	(1.13)

City of Dover, New Hampshire

Appropriations Summary by Object Code

Fiscal Year: 2013-2014

Print accounts with zero balance Round to whole dollars Account on new page

From Date: 7/1/2013

To Date: 6/30/2014

Definition: FY14 City Manager Proposed

Account	Description	FY12 Actual	FY13 Adopted Budget	FY14 Department Request	FY14 City Manager Proposed	Dollar Change	Percent Change
2100.0.000.00000.4611.00000.00.000	Office Supplies	\$206	\$228	\$228	\$228	\$0	0.00
Budg_Cat: Supplies - 600		\$206	\$228	\$228	\$228	\$0	0.00
2100.0.000.00000.4715.00000.00.000	Land Improvements	\$120,290	\$0	\$0	\$0	\$0	0.00
Budg_Cat: Capital Outlay - 700		\$120,290	\$0	\$0	\$0	\$0	0.00
2100.0.000.00000.4835.00000.00.000	Grants/Subsidy	\$170,185	\$323,400	\$254,160	\$254,160	(\$69,240)	(21.41)
Budg_Cat: Other Expenses - 800		\$170,185	\$323,400	\$254,160	\$254,160	(\$69,240)	(21.41)
Func: UNDESIGNATED - 00000		\$409,719	\$441,742	\$373,900	\$373,900	(\$67,842)	(15.36)

City of Dover, New Hampshire

Appropriations Summary by Object Code

Fiscal Year: 2013-2014

 Print accounts with zero balance
 Round to whole dollars
 Account on new page

From Date: 7/1/2013

To Date: 6/30/2014

Definition: FY14 City Manager Proposed

Account	Description	FY12 Actual	FY13 Adopted Budget	FY14 Department Request	FY14 City Manager Proposed	Dollar Change	Percent Change
2210 DOJ - Drug Ed & Enforcement							
2210.0.000.00000.4115.00000.00.000	Regular Hourly Employees	\$127,710	\$121,514	\$63,713	\$63,713	(\$57,801)	(47.57)
2210.0.000.00000.4130.00000.00.000	Overtime Pay	\$38,598	\$0	\$0	\$0	\$0	0.00
2210.0.000.00000.4170.00000.00.000	Longevity Pay	\$800	\$400	\$400	\$400	\$0	0.00
2210.0.000.00000.4211.00000.00.000	Health Insurance	\$35,837	\$34,927	\$11,502	\$11,502	(\$23,425)	(67.07)
2210.0.000.00000.4212.00000.00.000	Dental Insurance	\$1,634	\$1,093	\$369	\$369	(\$724)	(66.24)
2210.0.000.00000.4213.00000.00.000	Life Insurance	\$238	\$268	\$139	\$139	(\$129)	(48.13)
2210.0.000.00000.4220.00000.00.000	FICA	\$1,851	\$0	\$0	\$0	\$0	0.00
2210.0.000.00000.4225.00000.00.000	Medicare	\$2,490	\$1,659	\$942	\$942	(\$717)	(43.22)
2210.0.000.00000.4230.00000.00.000	Retirement	\$29,359	\$24,230	\$16,104	\$16,104	(\$8,126)	(33.54)
2210.0.000.00000.4260.00000.00.000	Workers Comp Insurance	\$1,995	\$1,330	\$1,968	\$1,968	\$638	47.97
2210.0.000.00000.4291.00000.00.000	Uniform & Cleaning Allowance	\$1,050	\$0	\$112	\$112	\$112	0.00
Budg_Cat: Personal Services - 100		\$241,562	\$185,421	\$95,249	\$95,249	(\$90,172)	(48.63)
2210.0.000.00000.4335.00000.00.000	Auditing Services	\$847	\$847	\$847	\$847	\$0	0.00
2210.0.000.00000.4523.00000.00.000	Police Liab Insurance	\$2,558	\$3,837	\$2,558	\$2,558	(\$1,279)	(33.33)
2210.0.000.00000.4612.00000.00.000	Operating Supplies	\$1,356	\$0	\$0	\$0	\$0	0.00
Budg_Cat: Purchased Services - 300		\$4,761	\$4,684	\$3,405	\$3,405	(\$1,279)	(27.31)
2210.0.000.00000.4612.00000.00.000	Operating Supplies	\$2,435	\$0	\$0	\$0	\$0	0.00
2210.0.000.00000.4615.00000.00.000	Clothing & Uniforms	\$5,541	\$0	\$0	\$0	\$0	0.00
2210.0.000.00000.4681.00000.00.000	Minor Equip, Furniture & Fxtrs	\$3,196	\$0	\$0	\$0	\$0	0.00
Budg_Cat: Supplies - 600		\$11,172	\$0	\$0	\$0	\$0	0.00

City of Dover, New Hampshire

Appropriations Summary by Object Code

Fiscal Year: 2013-2014

Print accounts with zero balance Round to whole dollars Account on new page

From Date: 7/1/2013

To Date: 6/30/2014

Definition: FY14 City Manager Proposed

Account	Description	FY12 Actual	FY13 Adopted Budget	FY14 Department Request	FY14 City Manager Proposed	Dollar Change	Percent Change
2210.0.000.00000.4681.00000.00.000	Minor Equip, Furniture & Fxtrs	\$3,400	\$0	\$0	\$0	\$0	0.00
Budg_Cat: Other Expenses - 800		\$3,400	\$0	\$0	\$0	\$0	0.00
2210.0.000.00000.4745.00000.00.000	Computers & Communication:	\$11,095	\$0	\$0	\$0	\$0	0.00
Budg_Cat: Capital Outlay - 700		\$11,095	\$0	\$0	\$0	\$0	0.00
Func: UNDESIGNATED - 00000		\$271,990	\$190,105	\$98,654	\$98,654	(\$91,451)	(48.11)

City of Dover, New Hampshire

Appropriations Summary by Object Code

Fiscal Year: 2013-2014

 Print accounts with zero balance
 Round to whole dollars
 Account on new page

From Date: 7/1/2013

To Date: 6/30/2014

Definition: FY14 City Manager Proposed

Account	Description	FY12 Actual	FY13 Adopted Budget	FY14 Department Request	FY14 City Manager Proposed	Dollar Change	Percent Change
2220 DHA - Policing							
2220.0.000.00000.4115.00000.00.000	Regular Hourly Employees	\$94,004	\$69,318	\$69,318	\$69,318	\$0	0.00
2220.0.000.00000.4130.00000.00.000	Overtime Pay	(\$348)	\$0	\$0	\$0	\$0	0.00
2220.0.000.00000.4170.00000.00.000	Longevity Pay	\$400	\$400	\$400	\$400	\$0	0.00
2220.0.000.00000.4211.00000.00.000	Health Insurance	\$25,322	\$21,284	\$15,528	\$15,528	(\$5,756)	(27.04)
2220.0.000.00000.4212.00000.00.000	Dental Insurance	\$1,092	\$728	\$737	\$737	\$9	1.24
2220.0.000.00000.4213.00000.00.000	Life Insurance	\$189	\$154	\$154	\$154	\$0	0.00
2220.0.000.00000.4220.00000.00.000	FICA	(\$86)	\$0	\$0	\$0	\$0	0.00
2220.0.000.00000.4225.00000.00.000	Medicare	\$1,336	\$910	\$987	\$987	\$77	8.46
2220.0.000.00000.4230.00000.00.000	Retirement	\$19,068	\$13,909	\$19,020	\$19,020	\$5,111	36.75
2220.0.000.00000.4260.00000.00.000	Workers Comp Insurance	\$869	\$869	\$1,944	\$1,944	\$1,075	123.71
2220.0.000.00000.4290.00000.00.000	FSA Fees	\$0	\$66	\$75	\$75	\$9	13.64
2220.0.000.00000.4291.00000.00.000	Uniform & Cleaning Allowance	\$450	\$0	\$450	\$450	\$450	0.00
Budg_Cat: Personal Services - 100		\$142,297	\$107,638	\$108,613	\$108,613	\$975	0.91
2220.0.000.00000.4335.00000.00.000	Auditing Services	\$59	\$59	\$159	\$159	\$100	169.49
2220.0.000.00000.4523.00000.00.000	Police Liab Insurance	\$2,558	\$2,558	\$2,558	\$2,558	\$0	0.00
Budg_Cat: Purchased Services - 300		\$2,617	\$2,617	\$2,717	\$2,717	\$100	3.82
Func: UNDESIGNATED - 00000		\$144,914	\$110,255	\$111,330	\$111,330	\$1,075	0.98

City of Dover, New Hampshire

Appropriations Summary by Object Code

Fiscal Year: 2013-2014

Print accounts with zero balance Round to whole dollars Account on new page

From Date: 7/1/2013

To Date: 6/30/2014

Definition: FY14 City Manager Proposed

Account	Description	FY12 Actual	FY13 Adopted Budget	FY14 Department Request	FY14 City Manager Proposed	Dollar Change	Percent Change
---------	-------------	-------------	---------------------	-------------------------	----------------------------	---------------	----------------

2245 DHHS - Assistance Programs

2245.0.000.00000.4115.00000.00.000	Regular Hourly Employees	\$59,866	\$50,512	\$52,650	\$52,650	\$2,138	4.23
2245.0.000.00000.4120.00000.00.000	Temporary Employees	\$0	\$14,000	\$14,000	\$14,000	\$0	0.00
2245.0.000.00000.4170.00000.00.000	Longevity Pay	\$400	\$400	\$400	\$400	\$0	0.00
2245.0.000.00000.4211.00000.00.000	Health Insurance	\$14,987	\$11,025	\$11,502	\$11,502	\$477	4.33
2245.0.000.00000.4212.00000.00.000	Dental Insurance	\$813	\$372	\$376	\$376	\$4	1.08
2245.0.000.00000.4213.00000.00.000	Life Insurance	\$86	\$116	\$121	\$121	\$5	4.31
2245.0.000.00000.4220.00000.00.000	FICA	\$3,481	\$3,843	\$3,100	\$3,100	(\$743)	(19.33)
2245.0.000.00000.4225.00000.00.000	Medicare	\$814	\$899	\$725	\$725	(\$174)	(19.35)
2245.0.000.00000.4230.00000.00.000	Retirement	\$4,084	\$4,480	\$5,714	\$5,714	\$1,234	27.54
Budg_Cat: Personal Services - 100		\$84,530	\$85,647	\$88,588	\$88,588	\$2,941	3.43
2245.0.000.00000.4240.00000.00.000	Staff Development Reimbursa	\$3,025	\$4,125	\$4,125	\$4,125	\$0	0.00
Budg_Cat: Purchased Services - 300		\$3,025	\$4,125	\$4,125	\$4,125	\$0	0.00
2245.0.000.00000.4260.00000.00.000	Workers Comp Insurance	\$0	\$0	\$1,326	\$1,326	\$1,326	0.00
Budg_Cat: Personal Services - 100		\$0	\$0	\$1,326	\$1,326	\$1,326	0.00
2245.0.000.00000.4339.00000.00.000	Consulting Services	\$25,646	\$15,975	\$15,975	\$15,975	\$0	0.00
2245.0.000.00000.4341.00000.00.000	Technical Services	\$21,523	\$0	\$0	\$0	\$0	0.00
2245.0.000.00000.4531.00000.00.000	Telecommunications	\$496	\$600	\$600	\$600	\$0	0.00
Budg_Cat: Purchased Services - 300		\$47,665	\$16,575	\$16,575	\$16,575	\$0	0.00

City of Dover, New Hampshire

Appropriations Summary by Object Code

Fiscal Year: 2013-2014

 Print accounts with zero balance
 Round to whole dollars
 Account on new page

From Date: 7/1/2013

To Date: 6/30/2014

Definition: FY14 City Manager Proposed

Account	Description	FY12 Actual	FY13 Adopted Budget	FY14 Department Request	FY14 City Manager Proposed	Dollar Change	Percent Change
2245.0.000.00000.4534.00000.00.000	Postage	\$1,258	\$240	\$240	\$240	\$0	0.00
Budg_Cat:	Personal Services - 100	\$1,258	\$240	\$240	\$240	\$0	0.00
2245.0.000.00000.4540.00000.00.000	Advertising	\$4,353	\$949	\$949	\$949	\$0	0.00
2245.0.000.00000.4580.00000.00.000	Travel Expense	\$4,353	\$11,417	\$8,540	\$8,540	(\$2,877)	(25.20)
Budg_Cat:	Purchased Services - 300	\$8,706	\$12,366	\$9,489	\$9,489	(\$2,877)	(23.27)
2245.0.000.00000.4612.00000.00.000	Operating Supplies	\$6,770	\$5,548	\$4,222	\$4,222	(\$1,326)	(23.90)
Budg_Cat:	Supplies - 600	\$6,770	\$5,548	\$4,222	\$4,222	(\$1,326)	(23.90)
2245.0.000.00000.4810.00000.00.000	Membership Dues	\$435	\$435	\$435	\$435	\$0	0.00
Budg_Cat:	Other Expenses - 800	\$435	\$435	\$435	\$435	\$0	0.00
Func:	UNDESIGNATED - 00000	\$152,389	\$124,936	\$125,000	\$125,000	\$64	0.05

City of Dover, New Hampshire

Appropriations Summary by Object Code

Fiscal Year: 2013-2014

Print accounts with zero balance Round to whole dollars Account on new page

From Date: 7/1/2013

To Date: 6/30/2014

Definition: FY14 City Manager Proposed

Account	Description	FY12 Actual	FY13 Adopted Budget	FY14 Department Request	FY14 City Manager Proposed	Dollar Change	Percent Change
---------	-------------	-------------	---------------------	-------------------------	----------------------------	---------------	----------------

2800 School Cafeteria Fund

2800.0.000.00000.4950.00000.00.000	Education	\$0	\$0	\$1,521,164	\$1,521,164	\$1,521,164	0.00
Budg_Cat:	Education - 950	\$0	\$0	\$1,521,164	\$1,521,164	\$1,521,164	0.00
Func:	UNDESIGNATED - 00000	\$0	\$0	\$1,521,164	\$1,521,164	\$1,521,164	0.00

City of Dover, New Hampshire

Appropriations Summary by Object Code

Fiscal Year: 2013-2014

 Print accounts with zero balance
 Round to whole dollars
 Account on new page

From Date: 7/1/2013

To Date: 6/30/2014

Definition: FY14 City Manager Proposed

Account	Description	FY12 Actual	FY13 Adopted Budget	FY14 Department Request	FY14 City Manager Proposed	Dollar Change	Percent Change
---------	-------------	-------------	---------------------	-------------------------	----------------------------	---------------	----------------

2820 School - DOE Federal Grants

2820.0.000.00000.4950.00000.00.000	Education	\$0	\$0	\$2,786,174	\$2,786,174	\$2,786,174	0.00
Budg_Cat:	Education - 950	\$0	\$0	\$2,786,174	\$2,786,174	\$2,786,174	0.00
Func:	UNDESIGNATED - 00000	\$0	\$0	\$2,786,174	\$2,786,174	\$2,786,174	0.00

City of Dover, New Hampshire

Appropriations Summary by Object Code

Fiscal Year: 2013-2014

Print accounts with zero balance Round to whole dollars Account on new page

From Date: 7/1/2013

To Date: 6/30/2014

Definition: FY14 City Manager Proposed

Account	Description	FY12 Actual	FY13 Adopted Budget	FY14 Department Request	FY14 City Manager Proposed	Dollar Change	Percent Change
---------	-------------	-------------	---------------------	-------------------------	----------------------------	---------------	----------------

2900 School Special Pgms & Grants

2900.0.000.00000.4950.00000.00.000	Education	\$0	\$0	\$60,000	\$60,000	\$60,000	0.00
Budg_Cat:	Education - 950	\$0	\$0	\$60,000	\$60,000	\$60,000	0.00
Func:	UNDESIGNATED - 00000	\$0	\$0	\$60,000	\$60,000	\$60,000	0.00

City of Dover, New Hampshire

Appropriations Summary by Object Code

Fiscal Year: 2013-2014

 Print accounts with zero balance
 Round to whole dollars
 Account on new page

From Date: 7/1/2013

To Date: 6/30/2014

Definition: FY14 City Manager Proposed

Account	Description	FY12 Actual	FY13 Adopted Budget	FY14 Department Request	FY14 City Manager Proposed	Dollar Change	Percent Change
---------	-------------	-------------	---------------------	-------------------------	----------------------------	---------------	----------------

3207 Public Safety Special Details

3207.0.000.00000.4130.00000.00.000	Overtime Pay	\$213,685	\$173,432	\$209,765	\$209,765	\$36,333	20.95
3207.0.000.00000.4211.00000.00.000	Health Insurance	\$10,054	\$0	\$0	\$0	\$0	0.00
3207.0.000.00000.4212.00000.00.000	Dental Insurance	\$534	\$0	\$0	\$0	\$0	0.00
3207.0.000.00000.4213.00000.00.000	Life Insurance	\$1	\$0	\$0	\$0	\$0	0.00
3207.0.000.00000.4220.00000.00.000	FICA	\$106	\$100	\$100	\$100	\$0	0.00
3207.0.000.00000.4225.00000.00.000	Medicare	\$3,068	\$3,181	\$3,995	\$3,995	\$814	25.59
3207.0.000.00000.4230.00000.00.000	Retirement	\$48,710	\$43,951	\$64,078	\$64,078	\$20,127	45.79
3207.0.000.00000.4260.00000.00.000	Workers Comp Insurance	\$0	\$1,027	\$1,027	\$1,027	\$0	0.00
Budg_Cat: Personal Services - 100		\$276,158	\$221,691	\$278,965	\$278,965	\$57,274	25.84
3207.0.000.00000.4335.00000.00.000	Auditing Services	\$42	\$42	\$42	\$42	\$0	0.00
3207.0.000.00000.4524.00000.00.000	Public Liab Insurance	\$1,428	\$1,428	\$1,428	\$1,428	\$0	0.00
Budg_Cat: Purchased Services - 300		\$1,470	\$1,470	\$1,470	\$1,470	\$0	0.00
3207.0.000.00000.4612.00000.00.000	Operating Supplies	\$38	\$500	\$500	\$500	\$0	0.00
3207.0.000.00000.4631.00000.00.000	Food/Food Services	\$161	\$700	\$565	\$565	(\$135)	(19.29)
Budg_Cat: Supplies - 600		\$199	\$1,200	\$1,065	\$1,065	(\$135)	(11.25)
3207.0.000.00000.4918.00000.00.000	Transfer to Trust	\$67,500	\$63,000	\$63,000	\$63,000	\$0	0.00
Budg_Cat: Operating Transfers Out - 910		\$67,500	\$63,000	\$63,000	\$63,000	\$0	0.00
Func: UNDESIGNATED - 00000		\$345,327	\$287,361	\$344,500	\$344,500	\$57,139	19.88

City of Dover, New Hampshire

Appropriations Summary by Object Code

Fiscal Year: 2013-2014

Print accounts with zero balance Round to whole dollars Account on new page

From Date: 7/1/2013

To Date: 6/30/2014

Definition: FY14 City Manager Proposed

Account	Description	FY12 Actual	FY13 Adopted Budget	FY14 Department Request	FY14 City Manager Proposed	Dollar Change	Percent Change
3213 Parking Activity Fund							
3213.0.000.00000.4115.00000.00.000	Regular Hourly Employees	\$166,320	\$177,518	\$183,413	\$183,413	\$5,895	3.32
3213.0.000.00000.4130.00000.00.000	Overtime Pay	\$0	\$700	\$500	\$500	(\$200)	(28.57)
3213.0.000.00000.4170.00000.00.000	Longevity Pay	\$1,450	\$1,450	\$1,450	\$1,450	\$0	0.00
3213.0.000.00000.4211.00000.00.000	Health Insurance	\$52,613	\$58,498	\$60,824	\$60,824	\$2,326	3.98
3213.0.000.00000.4212.00000.00.000	Dental Insurance	\$3,248	\$2,558	\$2,588	\$2,588	\$30	1.17
3213.0.000.00000.4213.00000.00.000	Life Insurance	\$180	\$342	\$349	\$349	\$7	2.05
3213.0.000.00000.4220.00000.00.000	FICA	\$9,832	\$10,241	\$10,617	\$10,617	\$376	3.67
3213.0.000.00000.4225.00000.00.000	Medicare	\$2,399	\$2,396	\$2,483	\$2,483	\$87	3.63
3213.0.000.00000.4230.00000.00.000	Retirement	\$5,463	\$6,087	\$7,517	\$7,517	\$1,430	23.49
3213.0.000.00000.4240.00000.00.000	Staff Development Reimbursa	\$15	\$200	\$200	\$200	\$0	0.00
3213.0.000.00000.4260.00000.00.000	Workers Comp Insurance	\$2,711	\$2,711	\$2,861	\$2,861	\$150	5.53
3213.0.000.00000.4290.00000.00.000	FSA Fees	\$0	\$66	\$75	\$75	\$9	13.64
3213.0.000.00000.4291.00000.00.000	Uniform & Cleaning Allowance	\$2,004	\$2,343	\$2,343	\$2,343	\$0	0.00
Budg_Cat: Personal Services - 100		\$246,236	\$265,110	\$275,220	\$275,220	\$10,110	3.81
3213.0.000.00000.4335.00000.00.000	Auditing Services	\$964	\$500	\$500	\$500	\$0	0.00
3213.0.000.00000.4341.00000.00.000	Technical Services	\$0	\$0	\$1,000	\$1,000	\$1,000	0.00
3213.0.000.00000.4422.00000.00.000	Contract Snow Plowing	\$729	\$35,500	\$4,920	\$4,920	(\$30,580)	(86.14)
3213.0.000.00000.4433.00000.00.000	Maint Chrgs - Equipment	\$31,500	\$40,900	\$38,000	\$38,000	(\$2,900)	(7.09)
3213.0.000.00000.4435.00000.00.000	Maint Chrgs - Office Equipmei	\$3,745	\$3,648	\$4,043	\$4,043	\$395	10.83
3213.0.000.00000.4521.00000.00.000	Property Insurance	\$417	\$327	\$327	\$327	\$0	0.00
3213.0.000.00000.4522.00000.00.000	Vehicle & Equip Insurance	\$449	\$449	\$449	\$449	\$0	0.00

City of Dover, New Hampshire

Appropriations Summary by Object Code

Fiscal Year: 2013-2014

 Print accounts with zero balance
 Round to whole dollars
 Account on new page

From Date: 7/1/2013

To Date: 6/30/2014

Definition: FY14 City Manager Proposed

Account	Description	FY12 Actual	FY13 Adopted Budget	FY14 Department Request	FY14 City Manager Proposed	Dollar Change	Percent Change
3213.0.000.00000.4524.00000.00.000	Public Liab Insurance	\$1,859	\$1,859	\$1,859	\$1,859	\$0	0.00
3213.0.000.00000.4529.00000.00.000	Insurance Deductible Paymen	\$815	\$2,000	\$500	\$500	(\$1,500)	(75.00)
3213.0.000.00000.4531.00000.00.000	Telecommunications	\$0	\$662	\$700	\$700	\$38	5.74
3213.0.000.00000.4534.00000.00.000	Postage	\$3,011	\$3,500	\$4,300	\$4,300	\$800	22.86
3213.0.000.00000.4540.00000.00.000	Advertising	\$2,857	\$0	\$200	\$200	\$200	0.00
3213.0.000.00000.4550.00000.00.000	Printing & Binding	\$0	\$3,000	\$3,000	\$3,000	\$0	0.00
3213.0.000.00000.4580.00000.00.000	Travel Expense	\$13	\$260	\$285	\$285	\$25	9.62
Budg_Cat: Purchased Services - 300		\$46,359	\$92,605	\$60,083	\$60,083	(\$32,522)	(35.12)
3213.0.000.00000.4611.00000.00.000	Office Supplies	\$117	\$2,000	\$2,725	\$2,725	\$725	36.25
3213.0.000.00000.4612.00000.00.000	Operating Supplies	\$8,413	\$16,350	\$20,350	\$20,350	\$4,000	24.46
3213.0.000.00000.4615.00000.00.000	Clothing & Uniforms	\$1,160	\$1,600	\$1,600	\$1,600	\$0	0.00
3213.0.000.00000.4622.00000.00.000	Electricity	\$11,015	\$15,000	\$12,000	\$12,000	(\$3,000)	(20.00)
3213.0.000.00000.4626.00000.00.000	Vehicle Fuels	\$945	\$600	\$800	\$800	\$200	33.33
3213.0.000.00000.4654.00000.00.000	Maint Supplies - Vehicles	\$58	\$529	\$500	\$500	(\$29)	(5.48)
3213.0.000.00000.4661.00000.00.000	Fleet Maint Charge	\$1,357	\$1,437	\$1,518	\$1,518	\$81	5.64
3213.0.000.00000.4681.00000.00.000	Minor Equip, Furniture & Fxtrs	\$838	\$750	\$1,500	\$1,500	\$750	100.00
Budg_Cat: Supplies - 600		\$23,903	\$38,266	\$40,993	\$40,993	\$2,727	7.13
3213.0.000.00000.4741.00000.00.000	Machinery & Equipment	\$0	\$0	\$3,500	\$3,500	\$3,500	0.00
3213.0.000.00000.4745.00000.00.000	Computers & Communication:	\$1,568	\$2,139	\$2,350	\$2,350	\$211	9.86
Budg_Cat: Capital Outlay - 700		\$1,568	\$2,139	\$5,850	\$5,850	\$3,711	173.49
3213.0.000.00000.4810.00000.00.000	Membership Dues	\$0	\$50	\$50	\$50	\$0	0.00
3213.0.000.00000.4819.00000.00.000	Fees & Charges	\$32,302	\$17,400	\$19,840	\$19,840	\$2,440	14.02

City of Dover, New Hampshire

Appropriations Summary by Object Code

Fiscal Year: 2013-2014

Print accounts with zero balance Round to whole dollars Account on new page

From Date: 7/1/2013

To Date: 6/30/2014

Definition: FY14 City Manager Proposed

Account	Description	FY12 Actual	FY13 Adopted Budget	FY14 Department Request	FY14 City Manager Proposed	Dollar Change	Percent Change
3213.0.000.00000.4840.00000.00.000	Contingency	\$0	\$5,851	\$45,055	\$45,055	\$39,204	670.04
Budg_Cat:	Other Expenses - 800	\$32,302	\$23,301	\$64,945	\$64,945	\$41,644	178.72
3213.0.000.00000.4911.00000.00.000	Transfer To General Fund	\$0	\$0	\$30,000	\$30,000	\$30,000	0.00
3213.0.000.00000.4912.00000.00.000	Transfer to Special Rev	\$366	\$826	\$2,932	\$2,932	\$2,106	254.96
3213.0.000.00000.4918.00000.00.000	Transfer to Trust	\$209,327	\$115,146	\$10,000	\$10,000	(\$105,146)	(91.32)
Budg_Cat:	Operating Transfers Out - 910	\$209,693	\$115,972	\$42,932	\$42,932	(\$73,040)	(62.98)
3213.0.000.00000.4920.00000.00.000	Principal Payments	\$5,000	\$53,500	\$55,000	\$55,000	\$1,500	2.80
3213.0.000.00000.4921.00000.00.000	Interest - Bonds	\$3,206	\$23,427	\$16,257	\$16,257	(\$7,170)	(30.61)
Budg_Cat:	Debt Service - 920	\$8,206	\$76,927	\$71,257	\$71,257	(\$5,670)	(7.37)
Func:	UNDESIGNATED - 00000	\$568,266	\$614,320	\$561,280	\$561,280	(\$53,040)	(8.63)

City of Dover, New Hampshire

Appropriations Summary by Object Code

Fiscal Year: 2013-2014

 Print accounts with zero balance
 Round to whole dollars
 Account on new page

From Date: 7/1/2013

To Date: 6/30/2014

Definition: FY14 City Manager Proposed

Account	Description	FY12 Actual	FY13 Adopted Budget	FY14 Department Request	FY14 City Manager Proposed	Dollar Change	Percent Change
3320 Residential Solid Waste							
3320.0.000.00000.4110.00000.00.000	Regular Salaried Employees	\$5,031	\$5,603	\$5,756	\$5,756	\$153	2.73
3320.0.000.00000.4115.00000.00.000	Regular Hourly Employees	\$68,397	\$86,009	\$86,010	\$86,010	\$1	0.00
3320.0.000.00000.4130.00000.00.000	Overtime Pay	\$1,061	\$0	\$0	\$0	\$0	0.00
3320.0.000.00000.4170.00000.00.000	Longevity Pay	\$1,600	\$1,240	\$1,540	\$1,540	\$300	24.19
3320.0.000.00000.4211.00000.00.000	Health Insurance	\$9,659	\$18,141	\$23,154	\$23,154	\$5,013	27.63
3320.0.000.00000.4212.00000.00.000	Dental Insurance	\$925	\$740	\$944	\$944	\$204	27.57
3320.0.000.00000.4213.00000.00.000	Life Insurance	\$170	\$173	\$220	\$220	\$47	27.17
3320.0.000.00000.4214.00000.00.000	Disability Insurance	\$24	\$40	\$43	\$43	\$3	7.50
3320.0.000.00000.4220.00000.00.000	FICA	\$4,452	\$4,291	\$5,527	\$5,527	\$1,236	28.80
3320.0.000.00000.4225.00000.00.000	Medicare	\$1,048	\$1,005	\$1,294	\$1,294	\$289	28.76
3320.0.000.00000.4230.00000.00.000	Retirement	\$6,930	\$6,434	\$10,049	\$10,049	\$3,615	56.19
3320.0.000.00000.4240.00000.00.000	Staff Development Reimburse	\$525	\$925	\$925	\$925	\$0	0.00
3320.0.000.00000.4260.00000.00.000	Workers Comp Insurance	\$54	\$54	\$287	\$287	\$233	431.48
3320.0.000.00000.4290.00000.00.000	FSA Fees	\$0	\$50	\$56	\$56	\$6	12.00
Budg_Cat: Personal Services - 100		\$99,876	\$124,705	\$135,805	\$135,805	\$11,100	8.90
3320.0.000.00000.4335.00000.00.000	Auditing Services	\$1,272	\$878	\$878	\$878	\$0	0.00
3320.0.000.00000.4420.00000.00.000	Waste Collection Services	\$350,500	\$350,500	\$350,500	\$350,500	\$0	0.00
3320.0.000.00000.4421.00000.00.000	Waste Disposal Services	\$273,570	\$325,500	\$333,000	\$333,000	\$7,500	2.30
3320.0.000.00000.4435.00000.00.000	Maint Chrgs - Office Equipme	\$392	\$400	\$376	\$376	(\$24)	(6.00)
3320.0.000.00000.4443.00000.00.000	Rental of Equipment	\$0	\$0	\$296	\$296	\$296	0.00
3320.0.000.00000.4524.00000.00.000	Public Liab Insurance	\$1,445	\$1,445	\$1,445	\$1,445	\$0	0.00

City of Dover, New Hampshire

Appropriations Summary by Object Code

Fiscal Year: 2013-2014

Print accounts with zero balance Round to whole dollars Account on new page

From Date: 7/1/2013

To Date: 6/30/2014

Definition: FY14 City Manager Proposed

Account	Description	FY12 Actual	FY13 Adopted Budget	FY14 Department Request	FY14 City Manager Proposed	Dollar Change	Percent Change
3320.0.000.00000.4531.00000.00.000	Telecommunications	\$1,271	\$1,600	\$2,197	\$2,197	\$597	37.31
3320.0.000.00000.4534.00000.00.000	Postage	\$9	\$500	\$500	\$500	\$0	0.00
3320.0.000.00000.4550.00000.00.000	Printing & Binding	\$0	\$1,500	\$0	\$0	(\$1,500)	(100.00)
3320.0.000.00000.4580.00000.00.000	Travel Expense	\$0	\$400	\$400	\$400	\$0	0.00
Budg_Cat: Purchased Services - 300		\$628,459	\$682,723	\$689,592	\$689,592	\$6,869	1.01
3320.0.000.00000.4611.00000.00.000	Office Supplies	\$643	\$800	\$800	\$800	\$0	0.00
3320.0.000.00000.4612.00000.00.000	Operating Supplies	\$83,799	\$100,000	\$100,000	\$100,000	\$0	0.00
3320.0.000.00000.4626.00000.00.000	Vehicle Fuels	\$1,838	\$1,245	\$1,245	\$1,245	\$0	0.00
3320.0.000.00000.4631.00000.00.000	Food/Food Services	\$51	\$50	\$50	\$50	\$0	0.00
Budg_Cat: Supplies - 600		\$86,330	\$102,095	\$102,095	\$102,095	\$0	0.00
3320.0.000.00000.4840.00000.00.000	Contingency	\$0	\$41,140	\$23,171	\$23,171	(\$17,969)	(43.68)
Budg_Cat: Other Expenses - 800		\$0	\$41,140	\$23,171	\$23,171	(\$17,969)	(43.68)
Func: UNDESIGNATED - 00000		\$814,665	\$950,663	\$950,663	\$950,663	\$0	0.00

City of Dover, New Hampshire

Appropriations Summary by Object Code

Fiscal Year: 2013-2014

 Print accounts with zero balance
 Round to whole dollars
 Account on new page

From Date: 7/1/2013

To Date: 6/30/2014

Definition: FY14 City Manager Proposed

Account	Description	FY12 Actual	FY13 Adopted Budget	FY14 Department Request	FY14 City Manager Proposed	Dollar Change	Percent Change
3381 McConnell Center							
3381.0.000.00000.4110.00000.00.000	Regular Salaried Employees	\$18,574	\$19,052	\$19,584	\$19,584	\$532	2.79
3381.0.000.00000.4115.00000.00.000	Regular Hourly Employees	\$26,654	\$28,857	\$30,119	\$30,119	\$1,262	4.37
3381.0.000.00000.4120.00000.00.000	Temporary Employees	\$0	\$22,000	\$22,000	\$22,000	\$0	0.00
3381.0.000.00000.4130.00000.00.000	Overtime Pay	\$169	\$750	\$750	\$750	\$0	0.00
3381.0.000.00000.4170.00000.00.000	Longevity Pay	\$400	\$800	\$800	\$800	\$0	0.00
3381.0.000.00000.4211.00000.00.000	Health Insurance	\$13,861	\$8,852	\$9,134	\$9,134	\$282	3.19
3381.0.000.00000.4212.00000.00.000	Dental Insurance	\$713	\$372	\$377	\$377	\$5	1.34
3381.0.000.00000.4213.00000.00.000	Life Insurance	\$141	\$69	\$73	\$73	\$4	5.80
3381.0.000.00000.4214.00000.00.000	Disability Insurance	\$84	\$143	\$143	\$143	\$0	0.00
3381.0.000.00000.4220.00000.00.000	FICA	\$2,570	\$2,918	\$4,262	\$4,262	\$1,344	46.06
3381.0.000.00000.4225.00000.00.000	Medicare	\$601	\$683	\$997	\$997	\$314	45.97
3381.0.000.00000.4230.00000.00.000	Retirement	\$4,106	\$4,353	\$5,520	\$5,520	\$1,167	26.81
3381.0.000.00000.4260.00000.00.000	Workers Comp Insurance	\$512	\$512	\$1,611	\$1,611	\$1,099	214.65
Budg_Cat: Personal Services - 100		\$68,384	\$89,361	\$95,370	\$95,370	\$6,009	6.72
3381.0.000.00000.4335.00000.00.000	Auditing Services	\$244	\$180	\$180	\$180	\$0	0.00
3381.0.000.00000.4339.00000.00.000	Consulting Services	\$1,670	\$2,500	\$2,500	\$2,500	\$0	0.00
3381.0.000.00000.4411.00000.00.000	Water & Sewer Expense	\$9,301	\$8,500	\$8,500	\$8,500	\$0	0.00
3381.0.000.00000.4431.00000.00.000	Maint Chrgs - Buildings	\$58,429	\$69,500	\$69,500	\$69,500	\$0	0.00
3381.0.000.00000.4432.00000.00.000	Maint Chrgs - Impr o/t Building	\$0	\$1,000	\$1,000	\$1,000	\$0	0.00
3381.0.000.00000.4433.00000.00.000	Maint Chrgs - Equipment	\$4,622	\$5,000	\$5,000	\$5,000	\$0	0.00
3381.0.000.00000.4521.00000.00.000	Property Insurance	\$10,899	\$11,398	\$11,114	\$11,114	(\$284)	(2.49)

City of Dover, New Hampshire

Appropriations Summary by Object Code

Fiscal Year: 2013-2014

Print accounts with zero balance Round to whole dollars Account on new page

From Date: 7/1/2013

To Date: 6/30/2014

Definition: FY14 City Manager Proposed

Account	Description	FY12 Actual	FY13 Adopted Budget	FY14 Department Request	FY14 City Manager Proposed	Dollar Change	Percent Change
3381.0.000.00000.4524.00000.00.000	Public Liab Insurance	\$4,909	\$4,909	\$4,909	\$4,909	\$0	0.00
3381.0.000.00000.4531.00000.00.000	Telecommunications	\$2,399	\$2,200	\$2,200	\$2,200	\$0	0.00
Budg_Cat: Purchased Services - 300		\$92,472	\$105,187	\$104,903	\$104,903	(\$284)	(0.27)
3381.0.000.00000.4612.00000.00.000	Operating Supplies	\$6,845	\$8,000	\$8,000	\$8,000	\$0	0.00
3381.0.000.00000.4615.00000.00.000	Clothing & Uniforms	\$470	\$500	\$500	\$500	\$0	0.00
3381.0.000.00000.4621.00000.00.000	Natural Gas	\$34,162	\$48,000	\$48,000	\$43,000	(\$5,000)	(10.42)
3381.0.000.00000.4622.00000.00.000	Electricity	\$75,672	\$85,000	\$85,000	\$85,000	\$0	0.00
3381.0.000.00000.4651.00000.00.000	Maint Supplies - Buildings	\$12,356	\$14,000	\$14,000	\$14,000	\$0	0.00
3381.0.000.00000.4681.00000.00.000	Minor Equip, Furniture & Fxtrs	\$1,195	\$3,200	\$3,200	\$3,200	\$0	0.00
Budg_Cat: Supplies - 600		\$130,700	\$158,700	\$158,700	\$153,700	(\$5,000)	(3.15)
3381.0.000.00000.4725.00000.00.000	Building Improvements	\$0	\$60,000	\$60,000	\$30,000	(\$30,000)	(50.00)
Budg_Cat: Capital Outlay - 700		\$0	\$60,000	\$60,000	\$30,000	(\$30,000)	(50.00)
3381.0.000.00000.4840.00000.00.000	Contingency	\$2,403	\$4,005	\$4,134	\$4,134	\$129	3.22
Budg_Cat: Other Expenses - 800		\$2,403	\$4,005	\$4,134	\$4,134	\$129	3.22
3381.0.000.00000.4912.00000.00.000	Transfer to Special Rev	\$179	\$358	\$537	\$537	\$179	50.00
Budg_Cat: Operating Transfers Out - 910		\$179	\$358	\$537	\$537	\$179	50.00
3381.0.000.00000.4920.00000.00.000	Principal Payments	\$240,000	\$250,000	\$260,000	\$260,000	\$10,000	4.00
3381.0.000.00000.4921.00000.00.000	Interest - Bonds	\$167,194	\$157,594	\$145,094	\$145,094	(\$12,500)	(7.93)
Budg_Cat: Debt Service - 920		\$407,194	\$407,594	\$405,094	\$405,094	(\$2,500)	(0.61)
Func: UNDESIGNATED - 00000		\$701,332	\$825,205	\$828,738	\$793,738	(\$31,467)	(3.81)

City of Dover, New Hampshire

Appropriations Summary by Object Code

Fiscal Year: 2013-2014

 Print accounts with zero balance
 Round to whole dollars
 Account on new page

From Date: 7/1/2013

To Date: 6/30/2014

Definition: FY14 City Manager Proposed

Account	Description	FY12 Actual	FY13 Adopted Budget	FY14 Department Request	FY14 City Manager Proposed	Dollar Change	Percent Change
3410 Recreation Programs Fund							
3410.0.000.00000.4110.00000.00.000	Regular Salaried Employees	\$39,988	\$64,322	\$63,622	\$63,622	(\$700)	(1.09)
3410.0.000.00000.4115.00000.00.000	Regular Hourly Employees	\$7,554	\$10,982	\$11,269	\$11,269	\$287	2.61
3410.0.000.00000.4120.00000.00.000	Temporary Employees	\$111,922	\$157,516	\$157,516	\$157,516	\$0	0.00
3410.0.000.00000.4130.00000.00.000	Overtime Pay	\$1,040	\$300	\$300	\$300	\$0	0.00
3410.0.000.00000.4211.00000.00.000	Health Insurance	\$7,442	\$7,967	\$13,700	\$13,700	\$5,733	71.96
3410.0.000.00000.4212.00000.00.000	Dental Insurance	\$415	\$328	\$553	\$553	\$225	68.60
3410.0.000.00000.4213.00000.00.000	Life Insurance	\$189	\$98	\$106	\$106	\$8	8.16
3410.0.000.00000.4220.00000.00.000	FICA	\$9,956	\$12,985	\$14,285	\$14,285	\$1,300	10.01
3410.0.000.00000.4225.00000.00.000	Medicare	\$2,302	\$3,037	\$3,341	\$3,341	\$304	10.01
3410.0.000.00000.4230.00000.00.000	Retirement	\$3,075	\$3,359	\$6,226	\$6,226	\$2,867	85.35
3410.0.000.00000.4260.00000.00.000	Workers Comp Insurance	\$3,896	\$6,896	\$6,186	\$6,186	(\$710)	(10.30)
Budg_Cat: Personal Services - 100		\$187,779	\$267,790	\$277,104	\$277,104	\$9,314	3.48
3410.0.000.00000.4335.00000.00.000	Auditing Services	\$153	\$113	\$113	\$113	\$0	0.00
3410.0.000.00000.4431.00000.00.000	Maint Chrgs - Buildings	\$0	\$2,000	\$2,000	\$2,000	\$0	0.00
3410.0.000.00000.4433.00000.00.000	Maint Chrgs - Equipment	\$0	\$3,100	\$3,100	\$3,100	\$0	0.00
3410.0.000.00000.4435.00000.00.000	Maint Chrgs - Office Equipme	\$0	\$0	\$1,026	\$1,026	\$1,026	0.00
3410.0.000.00000.4441.00000.00.000	Rental of Land & Buildings	\$2,667	\$3,000	\$3,000	\$3,000	\$0	0.00
3410.0.000.00000.4443.00000.00.000	Rental of Equipment	\$99,110	\$196,113	\$196,113	\$196,113	\$0	0.00
3410.0.000.00000.4524.00000.00.000	Public Liab Insurance	\$2,286	\$2,383	\$2,383	\$2,383	\$0	0.00
3410.0.000.00000.4531.00000.00.000	Telecommunications	\$0	\$800	\$800	\$800	\$0	0.00
3410.0.000.00000.4534.00000.00.000	Postage	\$0	\$50	\$50	\$50	\$0	0.00

City of Dover, New Hampshire

Appropriations Summary by Object Code

Fiscal Year: 2013-2014

Print accounts with zero balance Round to whole dollars Account on new page

From Date: 7/1/2013

To Date: 6/30/2014

Definition: FY14 City Manager Proposed

Account	Description	FY12 Actual	FY13 Adopted Budget	FY14 Department Request	FY14 City Manager Proposed	Dollar Change	Percent Change
3410.0.000.00000.4550.00000.00.000	Printing & Binding	\$0	\$2,000	\$2,000	\$2,000	\$0	0.00
3410.0.000.00000.4591.00000.00.000	Special Programs	\$8,508	\$18,500	\$18,500	\$18,500	\$0	0.00
Budg_Cat: Purchased Services - 300		\$112,724	\$228,059	\$229,085	\$229,085	\$1,026	0.45
3410.0.000.00000.4612.00000.00.000	Operating Supplies	\$15,680	\$11,578	\$11,578	\$11,578	\$0	0.00
3410.0.000.00000.4615.00000.00.000	Clothing & Uniforms	\$4,763	\$4,564	\$4,564	\$4,564	\$0	0.00
3410.0.000.00000.4631.00000.00.000	Food/Food Services	\$233	\$0	\$0	\$0	\$0	0.00
3410.0.000.00000.4635.00000.00.000	Medicinal Supplies	\$0	\$0	\$300	\$300	\$300	0.00
3410.0.000.00000.4653.00000.00.000	Maint Supplies - Equipment	\$0	\$1,000	\$1,000	\$1,000	\$0	0.00
Budg_Cat: Supplies - 600		\$20,676	\$17,142	\$17,442	\$17,442	\$300	1.75
3410.0.000.00000.4741.00000.00.000	Machinery & Equipment	\$15,790	\$0	\$0	\$0	\$0	0.00
Budg_Cat: Capital Outlay - 700		\$15,790	\$0	\$0	\$0	\$0	0.00
3410.0.000.00000.4840.00000.00.000	Contingency	\$0	\$75,887	\$57,092	\$57,092	(\$18,795)	(24.77)
Budg_Cat: Other Expenses - 800		\$0	\$75,887	\$57,092	\$57,092	(\$18,795)	(24.77)
Func: UNDESIGNATED - 00000		\$336,969	\$588,878	\$580,723	\$580,723	(\$8,155)	(1.38)

City of Dover, New Hampshire

Appropriations Summary by Object Code

Fiscal Year: 2013-2014

 Print accounts with zero balance Round to whole dollars Account on new page

From Date: 7/1/2013

To Date: 6/30/2014

Definition: FY14 City Manager Proposed

Account	Description	FY12 Actual	FY13 Adopted Budget	FY14 Department Request	FY14 City Manager Proposed	Dollar Change	Percent Change
3455 Library Fines							
3455.0.000.00000.4335.00000.00.000	Auditing Services	\$407	\$300	\$300	\$300	\$0	0.00
3455.0.000.00000.4435.00000.00.000	Maint Chrgs - Office Equipme	\$800	\$900	\$0	\$0	(\$900)	(100.00)
3455.0.000.00000.4443.00000.00.000	Rental of Equipment	\$0	\$0	\$3,816	\$3,816	\$3,816	0.00
Budg_Cat: Purchased Services - 300		\$1,207	\$1,200	\$4,116	\$4,116	\$2,916	243.00
3455.0.000.00000.4611.00000.00.000	Office Supplies	\$871	\$3,775	\$2,664	\$2,664	(\$1,111)	(29.43)
3455.0.000.00000.4640.00000.00.000	Books/Publications	\$14,746	\$17,000	\$19,219	\$19,219	\$2,219	13.05
Budg_Cat: Supplies - 600		\$15,617	\$20,775	\$21,883	\$21,883	\$1,108	5.33
3455.0.000.00000.4748.00000.00.000	Books and Collections	\$27,658	\$44,865	\$34,853	\$34,853	(\$10,012)	(22.32)
Budg_Cat: Capital Outlay - 700		\$27,658	\$44,865	\$34,853	\$34,853	(\$10,012)	(22.32)
Func: UNDESIGNATED - 00000		\$44,482	\$66,840	\$60,852	\$60,852	(\$5,988)	(8.96)

City of Dover, New Hampshire

Appropriations Summary by Object Code

Fiscal Year: 2013-2014

Print accounts with zero balance Round to whole dollars Account on new page

From Date: 7/1/2013

To Date: 6/30/2014

Definition: FY14 City Manager Proposed

Account	Description	FY12 Actual	FY13 Adopted Budget	FY14 Department Request	FY14 City Manager Proposed	Dollar Change	Percent Change
3500 OPEB Liability Fund							
3500.0.000.00000.4211.00000.00.000	Health Insurance	\$1,278,719	\$1,297,208	\$1,368,033	\$1,368,033	\$70,825	5.46
3500.0.000.00000.4212.00000.00.000	Dental Insurance	\$11,989	\$12,104	\$13,297	\$13,297	\$1,193	9.86
3500.0.000.00000.4213.00000.00.000	Life Insurance	\$3,706	\$3,800	\$3,800	\$3,800	\$0	0.00
Budg_Cat: Personal Services - 100		\$1,294,414	\$1,313,112	\$1,385,130	\$1,385,130	\$72,018	5.48
3500.0.000.00000.4335.00000.00.000	Auditing Services	\$181	\$0	\$0	\$0	\$0	0.00
Budg_Cat: Purchased Services - 300		\$181	\$0	\$0	\$0	\$0	0.00
Func: UNDESIGNATED - 00000		\$1,294,595	\$1,313,112	\$1,385,130	\$1,385,130	\$72,018	5.48

City of Dover, New Hampshire

Appropriations Summary by Object Code

Fiscal Year: 2013-2014

 Print accounts with zero balance
 Round to whole dollars
 Account on new page

From Date: 7/1/2013

To Date: 6/30/2014

Definition: FY14 City Manager Proposed

Account	Description	FY12 Actual	FY13 Adopted Budget	FY14 Department Request	FY14 City Manager Proposed	Dollar Change	Percent Change
---------	-------------	-------------	---------------------	-------------------------	----------------------------	---------------	----------------

3810 School Tuition Programs

3810.0.000.00000.4950.00000.00.000	Education	\$0	\$0	\$147,000	\$147,000	\$147,000	0.00
Budg_Cat:	Education - 950	\$0	\$0	\$147,000	\$147,000	\$147,000	0.00
Func:	UNDESIGNATED - 00000	\$0	\$0	\$147,000	\$147,000	\$147,000	0.00

City of Dover, New Hampshire

Appropriations Summary by Object Code

Fiscal Year: 2013-2014

Print accounts with zero balance Round to whole dollars Account on new page

From Date: 7/1/2013

To Date: 6/30/2014

Definition: FY14 City Manager Proposed

Account	Description	FY12 Actual	FY13 Adopted Budget	FY14 Department Request	FY14 City Manager Proposed	Dollar Change	Percent Change
---------	-------------	-------------	---------------------	-------------------------	----------------------------	---------------	----------------

3825 Alternative Education Fund

3825.0.000.00000.4950.00000.00.000	Education	\$0	\$0	\$546,700	\$546,700	\$546,700	0.00
Budg_Cat:	Education - 950	\$0	\$0	\$546,700	\$546,700	\$546,700	0.00
Func:	UNDESIGNATED - 00000	\$0	\$0	\$546,700	\$546,700	\$546,700	0.00

City of Dover, New Hampshire

Appropriations Summary by Object Code

Fiscal Year: 2013-2014

Print accounts with zero balance Round to whole dollars Account on new page

From Date: 7/1/2013

To Date: 6/30/2014

Definition: FY14 City Manager Proposed

Account	Description	FY12 Actual	FY13 Adopted Budget	FY14 Department Request	FY14 City Manager Proposed	Dollar Change	Percent Change
---------	-------------	-------------	---------------------	-------------------------	----------------------------	---------------	----------------

3830 School Facilities Fund

3830.0.000.00000.4950.00000.00.000	Education	\$0	\$0	\$159,848	\$159,848	\$159,848	0.00
Budg_Cat: Education - 950		\$0	\$0	\$159,848	\$159,848	\$159,848	0.00
Func: UNDESIGNATED - 00000		\$0	\$0	\$159,848	\$159,848	\$159,848	0.00

City of Dover, New Hampshire

Appropriations Summary by Object Code

Fiscal Year: 2013-2014

Print accounts with zero balance Round to whole dollars Account on new page

From Date: 7/1/2013

To Date: 6/30/2014

Definition: FY14 City Manager Proposed

Account	Description	FY12 Actual	FY13 Adopted Budget	FY14 Department Request	FY14 City Manager Proposed	Dollar Change	Percent Change
5300 Water Fund							
5300.0.000.00000.4110.00000.00.000	Regular Salaried Employees	\$96,559	\$98,099	\$99,749	\$99,749	\$1,650	1.68
5300.0.000.00000.4115.00000.00.000	Regular Hourly Employees	\$621,481	\$577,925	\$557,921	\$557,921	(\$20,004)	(3.46)
5300.0.000.00000.4120.00000.00.000	Temporary Employees	\$0	\$7,000	\$7,000	\$7,000	\$0	0.00
5300.0.000.00000.4130.00000.00.000	Overtime Pay	\$44,739	\$50,000	\$50,000	\$50,000	\$0	0.00
5300.0.000.00000.4170.00000.00.000	Longevity Pay	\$9,000	\$10,784	\$10,164	\$10,164	(\$620)	(5.75)
5300.0.000.00000.4211.00000.00.000	Health Insurance	\$233,726	\$238,659	\$259,528	\$259,528	\$20,869	8.74
5300.0.000.00000.4212.00000.00.000	Dental Insurance	\$9,660	\$6,736	\$7,544	\$7,544	\$808	12.00
5300.0.000.00000.4213.00000.00.000	Life Insurance	\$1,616	\$1,584	\$1,532	\$1,532	(\$52)	(3.28)
5300.0.000.00000.4214.00000.00.000	Disability Insurance	\$171	\$294	\$302	\$302	\$8	2.72
5300.0.000.00000.4220.00000.00.000	FICA	\$49,718	\$42,376	\$41,518	\$41,518	(\$858)	(2.02)
5300.0.000.00000.4225.00000.00.000	Medicare	\$11,680	\$9,943	\$9,722	\$9,722	(\$221)	(2.22)
5300.0.000.00000.4230.00000.00.000	Retirement	\$70,114	\$63,454	\$79,785	\$79,785	\$16,331	25.74
5300.0.000.00000.4240.00000.00.000	Staff Development Reimbursa	\$3,297	\$3,000	\$3,500	\$3,500	\$500	16.67
5300.0.000.00000.4260.00000.00.000	Workers Comp Insurance	\$21,058	\$21,058	\$27,884	\$27,884	\$6,826	32.42
5300.0.000.00000.4290.00000.00.000	FSA Fees	\$72	\$248	\$281	\$281	\$33	13.31
5300.0.000.00000.4295.00000.00.000	Compensated Absences	\$6,870	\$1,000	\$1,000	\$1,000	\$0	0.00
Budg_Cat: Personal Services - 100		\$1,179,761	\$1,132,160	\$1,157,430	\$1,157,430	\$25,270	2.23
5300.0.000.00000.4311.00000.00.000	Administrative Services	\$9,577	\$0	\$0	\$0	\$0	0.00
Budg_Cat: Purchased Services - 300		\$9,577	\$0	\$0	\$0	\$0	0.00
5300.0.000.00000.4331.00000.00.000	Study Services	\$3,500	\$0	\$0	\$0	\$0	0.00
Budg_Cat: Capital Outlay - 700		\$3,500	\$0	\$0	\$0	\$0	0.00

City of Dover, New Hampshire

Appropriations Summary by Object Code

Fiscal Year: 2013-2014

 Print accounts with zero balance
 Round to whole dollars
 Account on new page

From Date: 7/1/2013

To Date: 6/30/2014

Definition: FY14 City Manager Proposed

Account	Description	FY12 Actual	FY13 Adopted Budget	FY14 Department Request	FY14 City Manager Proposed	Dollar Change	Percent Change
5300.0.000.00000.4335.00000.00.000.	Auditing Services	\$6,387	\$3,938	\$3,938	\$3,938	\$0	0.00
5300.0.000.00000.4336.00000.00.000.	Medical Services	\$655	\$650	\$650	\$650	\$0	0.00
5300.0.000.00000.4339.00000.00.000.	Consulting Services	\$25,503	\$28,281	\$29,339	\$29,339	\$1,058	3.74
5300.0.000.00000.4341.00000.00.000.	Technical Services	\$15,267	\$19,124	\$18,110	\$18,110	(\$1,014)	(5.30)
5300.0.000.00000.4411.00000.00.000.	Water & Sewer Expense	\$57,745	\$66,000	\$67,500	\$67,500	\$1,500	2.27
5300.0.000.00000.4431.00000.00.000.	Maint Chrgs - Buildings	\$6,421	\$16,000	\$16,000	\$16,000	\$0	0.00
5300.0.000.00000.4432.00000.00.000.	Maint Chrgs - Impr o/t Building	\$95,121	\$67,000	\$60,000	\$60,000	(\$7,000)	(10.45)
5300.0.000.00000.4433.00000.00.000.	Maint Chrgs - Equipment	\$27,574	\$31,250	\$31,250	\$31,250	\$0	0.00
5300.0.000.00000.4435.00000.00.000.	Maint Chrgs - Office Equipme	\$12,989	\$12,329	\$19,927	\$19,927	\$7,598	61.63
5300.0.000.00000.4443.00000.00.000.	Rental of Equipment	\$1,911	\$9,500	\$9,776	\$9,776	\$276	2.91
5300.0.000.00000.4460.00000.00.000.	Taxes	\$11,995	\$12,032	\$22,234	\$22,234	\$10,202	84.79
5300.0.000.00000.4521.00000.00.000.	Property Insurance	\$5,129	\$5,348	\$6,748	\$6,748	\$1,400	26.18
5300.0.000.00000.4522.00000.00.000.	Vehicle & Equip Insurance	\$6,729	\$6,729	\$5,383	\$5,383	(\$1,346)	(20.00)
5300.0.000.00000.4524.00000.00.000.	Public Liab Insurance	\$11,376	\$11,377	\$11,377	\$11,377	\$0	0.00
5300.0.000.00000.4531.00000.00.000.	Telecommunications	\$10,417	\$12,120	\$11,566	\$11,566	(\$554)	(4.57)
5300.0.000.00000.4534.00000.00.000.	Postage	\$12,423	\$9,700	\$12,000	\$12,000	\$2,300	23.71
5300.0.000.00000.4540.00000.00.000.	Advertising	\$0	\$350	\$350	\$350	\$0	0.00
5300.0.000.00000.4550.00000.00.000.	Printing & Binding	\$1,870	\$4,000	\$3,000	\$3,000	(\$1,000)	(25.00)
5300.0.000.00000.4580.00000.00.000.	Travel Expense	\$40	\$1,000	\$1,000	\$1,000	\$0	0.00
Budg_Cat: Purchased Services - 300		\$309,552	\$316,728	\$330,148	\$330,148	\$13,420	4.24
5300.0.000.00000.4611.00000.00.000.	Office Supplies	\$1,045	\$2,500	\$2,500	\$2,500	\$0	0.00
5300.0.000.00000.4612.00000.00.000.	Operating Supplies	\$80,339	\$111,500	\$111,500	\$111,500	\$0	0.00
5300.0.000.00000.4615.00000.00.000.	Clothing & Uniforms	\$7,746	\$7,618	\$8,500	\$8,500	\$882	11.58
5300.0.000.00000.4619.00000.00.000.	Supplies for Resale	\$0	\$0	\$4,000	\$4,000	\$4,000	0.00

City of Dover, New Hampshire

Appropriations Summary by Object Code

Fiscal Year: 2013-2014

Print accounts with zero balance Round to whole dollars Account on new page

From Date: 7/1/2013

To Date: 6/30/2014

Definition: FY14 City Manager Proposed

Account	Description	FY12 Actual	FY13 Adopted Budget	FY14 Department Request	FY14 City Manager Proposed	Dollar Change	Percent Change
5300.0.000.00000.4621.00000.00.000	Natural Gas	\$4,042	\$16,531	\$12,321	\$12,321	(\$4,210)	(25.47)
5300.0.000.00000.4622.00000.00.000	Electricity	\$234,176	\$298,060	\$267,588	\$267,588	(\$30,472)	(10.22)
5300.0.000.00000.4623.00000.00.000	Propane	\$26,156	\$34,999	\$27,030	\$27,030	(\$7,969)	(22.77)
5300.0.000.00000.4626.00000.00.000	Vehicle Fuels	\$44,075	\$37,225	\$44,765	\$44,765	\$7,540	20.26
5300.0.000.00000.4631.00000.00.000	Food/Food Services	\$0	\$100	\$100	\$100	\$0	0.00
5300.0.000.00000.4635.00000.00.000	Medicinal Supplies	\$125	\$0	\$100	\$100	\$100	0.00
5300.0.000.00000.4640.00000.00.000	Books/Publications	\$0	\$200	\$200	\$200	\$0	0.00
5300.0.000.00000.4651.00000.00.000	Maint Supplies - Buildings	\$717	\$3,000	\$3,000	\$3,000	\$0	0.00
5300.0.000.00000.4652.00000.00.000	Maint Supplies - Impr o/t Build	\$72,896	\$62,000	\$65,000	\$65,000	\$3,000	4.84
5300.0.000.00000.4653.00000.00.000	Maint Supplies - Equipment	\$8,198	\$15,000	\$15,000	\$15,000	\$0	0.00
5300.0.000.00000.4654.00000.00.000	Maint Supplies - Vehicles	\$47,531	\$37,265	\$37,265	\$37,265	\$0	0.00
5300.0.000.00000.4661.00000.00.000	Fleet Maint Charge	\$71,276	\$75,548	\$79,788	\$79,788	\$4,240	5.61
5300.0.000.00000.4681.00000.00.000	Minor Equip, Furniture & Fxtrs	\$3,148	\$4,500	\$4,500	\$4,500	\$0	0.00
Budg_Cat: Supplies - 600		\$601,471	\$706,046	\$683,157	\$683,157	(\$22,889)	(3.24)
5300.0.000.00000.4710.00000.00.000	Land	\$1,099	\$0	\$0	\$0	\$0	0.00
5300.0.000.00000.4715.00000.00.000	Land Improvements	\$13,165	\$0	\$0	\$0	\$0	0.00
5300.0.000.00000.4741.00000.00.000	Machinery & Equipment	\$75,130	\$150,000	\$150,000	\$150,000	\$0	0.00
5300.0.000.00000.4742.00000.00.000	Light Vehicles	\$0	\$12,500	\$12,500	\$12,500	\$0	0.00
5300.0.000.00000.4745.00000.00.000	Computers & Communication:	\$979	\$0	\$0	\$0	\$0	0.00
5300.0.000.00000.4757.00000.00.000	Utility Systems	\$4,130,598	\$0	\$0	\$0	\$0	0.00
5300.0.000.00000.4760.00000.00.000	Depreciation Expense	\$946,000	\$1,171,666	\$1,189,276	\$1,189,276	\$17,610	1.50
Budg_Cat: Capital Outlay - 700		\$5,166,971	\$1,334,166	\$1,351,776	\$1,351,776	\$17,610	1.32
5300.0.000.00000.4810.00000.00.000	Membership Dues	\$3,962	\$4,285	\$4,285	\$4,285	\$0	0.00

City of Dover, New Hampshire

Appropriations Summary by Object Code

Fiscal Year: 2013-2014

 Print accounts with zero balance
 Round to whole dollars
 Account on new page

From Date: 7/1/2013

To Date: 6/30/2014

Definition: FY14 City Manager Proposed

Account	Description	FY12 Actual	FY13 Adopted Budget	FY14 Department Request	FY14 City Manager Proposed	Dollar Change	Percent Change
5300.0.000.00000.4820.00000.00.000	Dept Overhead Charges	\$150,700	\$155,500	\$155,500	\$155,500	\$0	0.00
5300.0.000.00000.4840.00000.00.000	Contingency	\$0	\$13,200	\$17,500	\$17,500	\$4,300	32.58
5300.0.000.00000.4891.00000.00.000	Abatements	\$480	\$10,000	\$10,000	\$10,000	\$0	0.00
Budg_Cat: Other Expenses - 800		\$155,142	\$182,985	\$187,285	\$187,285	\$4,300	2.35
5300.0.000.00000.4912.00000.00.000	Transfer to Special Rev	\$75,552	\$75,005	\$89,130	\$89,130	\$14,125	18.83
5300.0.000.00000.4918.00000.00.000	Transfer to Trust	\$475,000	\$500,000	\$500,000	\$500,000	\$0	0.00
Budg_Cat: Operating Transfers Out - 910		\$550,552	\$575,005	\$589,130	\$589,130	\$14,125	2.46
5300.0.000.00000.4921.00000.00.000	Interest - Bonds	\$369,039	\$462,672	\$554,588	\$554,588	\$91,916	19.87
Budg_Cat: Debt Service - 920		\$369,039	\$462,672	\$554,588	\$554,588	\$91,916	19.87
Func: UNDESIGNATED - 00000		\$8,345,565	\$4,709,762	\$4,853,514	\$4,853,514	\$143,752	3.05

City of Dover, New Hampshire

Appropriations Summary by Object Code

Fiscal Year: 2013-2014

Print accounts with zero balance Round to whole dollars Account on new page

From Date: 7/1/2013

To Date: 6/30/2014

Definition: FY14 City Manager Proposed

Account	Description	FY12 Actual	FY13 Adopted Budget	FY14 Department Request	FY14 City Manager Proposed	Dollar Change	Percent Change
5320 Sewer Fund							
5320.0.000.00000.4110.00000.00.000	Regular Salaried Employees	\$230,859	\$235,174	\$236,815	\$236,815	\$1,641	0.70
5320.0.000.00000.4115.00000.00.000	Regular Hourly Employees	\$618,965	\$702,408	\$784,177	\$784,177	\$81,769	11.64
5320.0.000.00000.4130.00000.00.000	Overtime Pay	\$40,267	\$46,000	\$46,000	\$46,000	\$0	0.00
5320.0.000.00000.4170.00000.00.000	Longevity Pay	\$11,000	\$11,308	\$14,748	\$14,748	\$3,440	30.42
5320.0.000.00000.4211.00000.00.000	Health Insurance	\$250,066	\$307,533	\$362,097	\$362,097	\$54,564	17.74
5320.0.000.00000.4212.00000.00.000	Dental Insurance	\$11,050	\$10,202	\$11,057	\$11,057	\$855	8.38
5320.0.000.00000.4213.00000.00.000	Life Insurance	\$1,733	\$2,205	\$2,402	\$2,402	\$197	8.93
5320.0.000.00000.4214.00000.00.000	Disability Insurance	\$171	\$294	\$302	\$302	\$8	2.72
5320.0.000.00000.4220.00000.00.000	FICA	\$55,303	\$58,152	\$62,241	\$62,241	\$4,089	7.03
5320.0.000.00000.4225.00000.00.000	Medicare	\$12,972	\$13,490	\$14,567	\$14,567	\$1,077	7.98
5320.0.000.00000.4230.00000.00.000	Retirement	\$75,993	\$86,907	\$112,079	\$112,079	\$25,172	28.96
5320.0.000.00000.4240.00000.00.000	Staff Development Reimburse	\$4,927	\$5,700	\$6,200	\$6,200	\$500	8.77
5320.0.000.00000.4260.00000.00.000	Workers Comp Insurance	\$5,659	\$5,659	\$38,406	\$38,406	\$32,747	578.67
5320.0.000.00000.4290.00000.00.000	FSA Fees	\$264	\$248	\$244	\$244	(\$4)	(1.61)
5320.0.000.00000.4295.00000.00.000	Compensated Absences	\$10,917	\$8,000	\$8,000	\$8,000	\$0	0.00
Budg_Cat: Personal Services - 100		\$1,330,146	\$1,493,280	\$1,699,335	\$1,699,335	\$206,055	13.80
5320.0.000.00000.4311.00000.00.000	Administrative Services	\$2,100	\$0	\$0	\$0	\$0	0.00
Budg_Cat: Purchased Services - 300		\$2,100	\$0	\$0	\$0	\$0	0.00
5320.0.000.00000.4331.00000.00.000	Study Services	\$91,982	\$0	\$0	\$0	\$0	0.00
Budg_Cat: Capital Outlay - 700		\$91,982	\$0	\$0	\$0	\$0	0.00

City of Dover, New Hampshire

Appropriations Summary by Object Code

Fiscal Year: 2013-2014

 Print accounts with zero balance
 Round to whole dollars
 Account on new page

From Date: 7/1/2013

To Date: 6/30/2014

Definition: FY14 City Manager Proposed

Account	Description	FY12 Actual	FY13 Adopted Budget	FY14 Department Request	FY14 City Manager Proposed	Dollar Change	Percent Change
5320.0.000.00000.4332.00000.00.000	Design Services	\$19,823	\$0	\$0	\$0	\$0	0.00
5320.0.000.00000.4334.00000.00.000	Legal Services	\$244,323	\$0	\$0	\$0	\$0	0.00
5320.0.000.00000.4335.00000.00.000	Auditing Services	\$7,180	\$4,455	\$4,455	\$4,455	\$0	0.00
5320.0.000.00000.4336.00000.00.000	Medical Services	\$997	\$900	\$900	\$900	\$0	0.00
5320.0.000.00000.4339.00000.00.000	Consulting Services	\$105,919	\$118,282	\$119,339	\$119,339	\$1,057	0.89
5320.0.000.00000.4341.00000.00.000	Technical Services	\$82,138	\$11,400	\$11,400	\$11,400	\$0	0.00
5320.0.000.00000.4411.00000.00.000	Water & Sewer Expense	\$32,528	\$35,800	\$35,800	\$35,800	\$0	0.00
5320.0.000.00000.4421.00000.00.000	Waste Disposal Services	\$3,699	\$215,500	\$214,500	\$214,500	(\$1,000)	(0.46)
5320.0.000.00000.4432.00000.00.000	Maint Chrgs - Impr o/t Building	\$10,964	\$12,000	\$12,000	\$12,000	\$0	0.00
5320.0.000.00000.4433.00000.00.000	Maint Chrgs - Equipment	\$36,616	\$31,200	\$31,200	\$31,200	\$0	0.00
5320.0.000.00000.4435.00000.00.000	Maint Chrgs - Office Equipme	\$30,597	\$28,938	\$32,855	\$32,855	\$3,917	13.54
5320.0.000.00000.4443.00000.00.000	Rental of Equipment	\$15,949	\$27,500	\$27,776	\$27,776	\$276	1.00
5320.0.000.00000.4521.00000.00.000	Property Insurance	\$21,139	\$22,012	\$21,662	\$21,662	(\$350)	(1.59)
5320.0.000.00000.4522.00000.00.000	Vehicle & Equip Insurance	\$8,407	\$7,626	\$8,075	\$8,075	\$449	5.89
5320.0.000.00000.4524.00000.00.000	Public Liab Insurance	\$16,301	\$16,301	\$16,301	\$16,301	\$0	0.00
5320.0.000.00000.4529.00000.00.000	Insurance Deductible Paymen	\$1,687	\$0	\$0	\$0	\$0	0.00
5320.0.000.00000.4531.00000.00.000	Telecommunications	\$17,544	\$13,702	\$25,028	\$25,028	\$11,326	82.66
5320.0.000.00000.4534.00000.00.000	Postage	\$6,033	\$7,600	\$7,500	\$7,500	(\$100)	(1.32)
5320.0.000.00000.4540.00000.00.000	Advertising	\$0	\$650	\$650	\$650	\$0	0.00
5320.0.000.00000.4550.00000.00.000	Printing & Binding	\$735	\$900	\$900	\$900	\$0	0.00
5320.0.000.00000.4580.00000.00.000	Travel Expense	\$865	\$1,000	\$1,000	\$1,000	\$0	0.00
Budg_Cat: Purchased Services - 300		\$663,442	\$555,766	\$571,341	\$571,341	\$15,575	2.80
5320.0.000.00000.4611.00000.00.000	Office Supplies	\$3,911	\$4,000	\$4,000	\$4,000	\$0	0.00
5320.0.000.00000.4612.00000.00.000	Operating Supplies	\$141,086	\$102,500	\$102,500	\$102,500	\$0	0.00

City of Dover, New Hampshire

Appropriations Summary by Object Code

Fiscal Year: 2013-2014

Print accounts with zero balance Round to whole dollars Account on new page

From Date: 7/1/2013

To Date: 6/30/2014

Definition: FY14 City Manager Proposed

Account	Description	FY12 Actual	FY13 Adopted Budget	FY14 Department Request	FY14 City Manager Proposed	Dollar Change	Percent Change
5320.0.000.00000.4615.00000.00.000	Clothing & Uniforms	\$14,806	\$12,430	\$14,750	\$14,750	\$2,320	18.66
5320.0.000.00000.4619.00000.00.000	Supplies for Resale	\$0	\$0	\$4,000	\$4,000	\$4,000	0.00
5320.0.000.00000.4621.00000.00.000	Natural Gas	\$2,614	\$10,081	\$6,450	\$6,450	(\$3,631)	(36.02)
5320.0.000.00000.4622.00000.00.000	Electricity	\$332,627	\$433,828	\$385,835	\$385,835	(\$47,993)	(11.06)
5320.0.000.00000.4623.00000.00.000	Propane	\$26,434	\$52,861	\$38,567	\$38,567	(\$14,294)	(27.04)
5320.0.000.00000.4624.00000.00.000	Heating Oil	\$29,913	\$31,882	\$31,816	\$31,816	(\$66)	(0.21)
5320.0.000.00000.4626.00000.00.000	Vehicle Fuels	\$47,538	\$33,063	\$39,217	\$39,217	\$6,154	18.61
5320.0.000.00000.4631.00000.00.000	Food/Food Services	\$43	\$100	\$100	\$100	\$0	0.00
5320.0.000.00000.4635.00000.00.000	Medicinal Supplies	\$29	\$150	\$150	\$150	\$0	0.00
5320.0.000.00000.4640.00000.00.000	Books/Publications	\$373	\$400	\$400	\$400	\$0	0.00
5320.0.000.00000.4651.00000.00.000	Maint Supplies - Buildings	\$717	\$3,500	\$3,500	\$3,500	\$0	0.00
5320.0.000.00000.4652.00000.00.000	Maint Supplies - Impr o/t Build	\$60,741	\$140,000	\$140,000	\$140,000	\$0	0.00
5320.0.000.00000.4653.00000.00.000	Maint Supplies - Equipment	\$11,475	\$25,000	\$25,000	\$25,000	\$0	0.00
5320.0.000.00000.4654.00000.00.000	Maint Supplies - Vehicles	\$27,880	\$27,061	\$27,061	\$27,061	\$0	0.00
5320.0.000.00000.4661.00000.00.000	Fleet Maint Charge	\$63,615	\$67,428	\$71,213	\$71,213	\$3,785	5.61
5320.0.000.00000.4681.00000.00.000	Minor Equip, Furniture & Fxtrs	\$7,080	\$7,000	\$7,000	\$7,000	\$0	0.00
Budg_Cat: Supplies - 600		\$770,884	\$951,284	\$901,559	\$901,559	(\$49,725)	(5.23)
5320.0.000.00000.4725.00000.00.000	Building Improvements	\$10,665	\$0	\$0	\$0	\$0	0.00
5320.0.000.00000.4741.00000.00.000	Machinery & Equipment	\$2,844,458	\$75,000	\$75,000	\$75,000	\$0	0.00
5320.0.000.00000.4742.00000.00.000	Light Vehicles	\$0	\$12,500	\$12,500	\$12,500	\$0	0.00
5320.0.000.00000.4745.00000.00.000	Computers & Communication:	\$1,189	\$0	\$0	\$0	\$0	0.00
5320.0.000.00000.4757.00000.00.000	Utility Systems	\$3,315,789	\$0	\$0	\$0	\$0	0.00
5320.0.000.00000.4760.00000.00.000	Depreciation Expense	\$2,152,449	\$2,152,449	\$2,209,486	\$2,209,486	\$57,037	2.65
Budg_Cat: Capital Outlay - 700		\$8,324,550	\$2,239,949	\$2,296,986	\$2,296,986	\$57,037	2.55

City of Dover, New Hampshire

Appropriations Summary by Object Code

Fiscal Year: 2013-2014

 Print accounts with zero balance
 Round to whole dollars
 Account on new page

From Date: 7/1/2013

To Date: 6/30/2014

Definition: FY14 City Manager Proposed

Account	Description	FY12 Actual	FY13 Adopted Budget	FY14 Department Request	FY14 City Manager Proposed	Dollar Change	Percent Change
5320.0.000.00000.4810.00000.00.000	Membership Dues	\$1,622	\$2,300	\$2,300	\$2,300	\$0	0.00
5320.0.000.00000.4819.00000.00.000	Fees & Charges	\$240	\$1,500	\$1,600	\$1,600	\$100	6.67
5320.0.000.00000.4820.00000.00.000	Dept Overhead Charges	\$219,600	\$219,600	\$219,600	\$219,600	\$0	0.00
5320.0.000.00000.4840.00000.00.000	Contingency	\$0	\$18,500	\$18,500	\$18,500	\$0	0.00
5320.0.000.00000.4891.00000.00.000	Abatements	\$0	\$10,000	\$10,000	\$10,000	\$0	0.00
Budg_Cat: Other Expenses - 800		\$221,462	\$251,900	\$252,000	\$252,000	\$100	0.04
5320.0.000.00000.4912.00000.00.000	Transfer to Special Rev	\$13,646	\$20,377	\$33,542	\$33,542	\$13,165	64.61
5320.0.000.00000.4918.00000.00.000	Transfer to Trust	\$420,000	\$440,000	\$460,000	\$460,000	\$20,000	4.55
Budg_Cat: Operating Transfers Out - 910		\$433,646	\$460,377	\$493,542	\$493,542	\$33,165	7.20
5320.0.000.00000.4921.00000.00.000	Interest - Bonds	\$284,744	\$451,771	\$492,762	\$492,762	\$40,991	9.07
Budg_Cat: Debt Service - 920		\$284,744	\$451,771	\$492,762	\$492,762	\$40,991	9.07
Func: UNDESIGNATED - 00000		\$12,122,956	\$6,404,327	\$6,707,525	\$6,707,525	\$303,198	4.73

City of Dover, New Hampshire

Appropriations Summary by Object Code

Fiscal Year: 2013-2014

Print accounts with zero balance Round to whole dollars Account on new page

From Date: 7/1/2013

To Date: 6/30/2014

Definition: FY14 City Manager Proposed

Account	Description	FY12 Actual	FY13 Adopted Budget	FY14 Department Request	FY14 City Manager Proposed	Dollar Change	Percent Change
6100 DoverNet Fund							
6100.0.000.00000.4110.00000.00.000	Regular Salaried Employees	\$173,211	\$176,621	\$177,022	\$177,022	\$401	0.23
6100.0.000.00000.4115.00000.00.000	Regular Hourly Employees	\$29,496	\$49,974	\$59,125	\$59,125	\$9,151	18.31
6100.0.000.00000.4170.00000.00.000	Longevity Pay	\$600	\$600	\$1,280	\$1,280	\$680	113.33
6100.0.000.00000.4211.00000.00.000	Health Insurance	\$29,526	\$32,589	\$33,795	\$33,795	\$1,206	3.70
6100.0.000.00000.4212.00000.00.000	Dental Insurance	\$1,374	\$1,093	\$1,106	\$1,106	\$13	1.19
6100.0.000.00000.4213.00000.00.000	Life Insurance	\$225	\$264	\$267	\$267	\$3	1.14
6100.0.000.00000.4220.00000.00.000	FICA	\$13,148	\$13,749	\$14,528	\$14,528	\$779	5.67
6100.0.000.00000.4225.00000.00.000	Medicare	\$3,075	\$3,217	\$3,427	\$3,427	\$210	6.53
6100.0.000.00000.4230.00000.00.000	Retirement	\$10,087	\$9,832	\$12,104	\$12,104	\$2,272	23.11
6100.0.000.00000.4240.00000.00.000	Staff Development Reimbursa	\$3,000	\$4,000	\$4,500	\$4,500	\$500	12.50
6100.0.000.00000.4260.00000.00.000	Workers Comp Insurance	\$200	\$200	\$916	\$916	\$716	358.00
6100.0.000.00000.4290.00000.00.000	FSA Fees	\$72	\$66	\$75	\$75	\$9	13.64
Budg_Cat: Personal Services - 100		\$264,013	\$292,205	\$308,145	\$308,145	\$15,940	5.46
6100.0.000.00000.4335.00000.00.000	Auditing Services	\$433	\$433	\$433	\$433	\$0	0.00
6100.0.000.00000.4341.00000.00.000	Technical Services	\$14,929	\$46,900	\$47,700	\$47,700	\$800	1.71
6100.0.000.00000.4423.00000.00.000	Cleaning Services	\$5,980	\$6,000	\$6,000	\$6,000	\$0	0.00
6100.0.000.00000.4435.00000.00.000	Maint Chrgs - Office Equipmer	\$43,959	\$47,869	\$62,692	\$62,692	\$14,823	30.97
Budg_Cat: Purchased Services - 300		\$65,302	\$101,202	\$116,825	\$116,825	\$15,623	15.44
6100.0.000.00000.4441.00000.00.000	Rental of Land & Buildings	\$31,782	\$31,636	\$31,276	\$31,276	(\$360)	(1.14)
Budg_Cat: Personal Services - 100		\$31,782	\$31,636	\$31,276	\$31,276	(\$360)	(1.14)

City of Dover, New Hampshire

Appropriations Summary by Object Code

Fiscal Year: 2013-2014

 Print accounts with zero balance
 Round to whole dollars
 Account on new page

From Date: 7/1/2013

To Date: 6/30/2014

Definition: FY14 City Manager Proposed

Account	Description	FY12 Actual	FY13 Adopted Budget	FY14 Department Request	FY14 City Manager Proposed	Dollar Change	Percent Change
6100.0.000.00000.4441.00000.00.000	Rental of Land & Buildings	\$2,889	\$0	\$0	\$0	\$0	0.00
6100.0.000.00000.4521.00000.00.000	Property Insurance	\$83	\$83	\$83	\$83	\$0	0.00
6100.0.000.00000.4531.00000.00.000	Telecommunications	\$37,973	\$74,483	\$40,660	\$40,660	(\$33,823)	(45.41)
6100.0.000.00000.4534.00000.00.000	Postage	\$0	\$75	\$75	\$75	\$0	0.00
6100.0.000.00000.4580.00000.00.000	Travel Expense	\$0	\$0	\$1,000	\$1,000	\$1,000	0.00
Budg_Cat: Purchased Services - 300		\$40,945	\$74,641	\$41,818	\$41,818	(\$32,823)	(43.97)
6100.0.000.00000.4611.00000.00.000	Office Supplies	\$581	\$500	\$500	\$500	\$0	0.00
6100.0.000.00000.4612.00000.00.000	Operating Supplies	\$2,339	\$5,500	\$5,500	\$5,500	\$0	0.00
6100.0.000.00000.4640.00000.00.000	Books/Publications	\$3,364	\$4,002	\$4,946	\$4,946	\$944	23.59
Budg_Cat: Supplies - 600		\$6,283	\$10,002	\$10,946	\$10,946	\$944	9.44
6100.0.000.00000.4725.00000.00.000	Building Improvements	\$0	\$2,000	\$2,500	\$2,500	\$500	25.00
6100.0.000.00000.4744.00000.00.000	Furniture & Fixtures	\$22,179	\$4,750	\$5,500	\$5,500	\$750	15.79
6100.0.000.00000.4745.00000.00.000	Computers & Communication:	\$171,734	\$103,807	\$71,107	\$71,107	(\$32,700)	(31.50)
Budg_Cat: Capital Outlay - 700		\$193,913	\$110,557	\$79,107	\$79,107	(\$31,450)	(28.45)
6100.0.000.00000.4810.00000.00.000	Membership Dues	\$585	\$810	\$850	\$850	\$40	4.94
Budg_Cat: Other Expenses - 800		\$585	\$810	\$850	\$850	\$40	4.94
6100.0.000.00000.4840.00000.00.000	Contingency	\$0	\$55,390	\$46,704	\$46,704	(\$8,686)	(15.68)
Budg_Cat: Personal Services - 100		\$0	\$55,390	\$46,704	\$46,704	(\$8,686)	(15.68)
6100.0.000.00000.4840.00000.00.000	Contingency	\$0	\$19,741	\$1,741	\$1,741	(\$18,000)	(91.18)
Budg_Cat: Other Expenses - 800		\$0	\$19,741	\$1,741	\$1,741	(\$18,000)	(91.18)

City of Dover, New Hampshire

Appropriations Summary by Object Code

Fiscal Year: 2013-2014

Print accounts with zero balance Round to whole dollars Account on new page

From Date: 7/1/2013

To Date: 6/30/2014

Definition: FY14 City Manager Proposed

Account	Description	FY12 Actual	FY13 Adopted Budget	FY14 Department Request	FY14 City Manager Proposed	Dollar Change	Percent Change
6100.0.000.00000.4912.00000.00.000	Transfer to Special Rev	\$82	\$165	\$358	\$358	\$193	116.97
Budg_Cat:	Operating Transfers Out - 910	\$82	\$165	\$358	\$358	\$193	116.97
Func:	UNDESIGNATED - 00000	\$602,905	\$696,349	\$637,770	\$637,770	(\$58,579)	(8.41)

City of Dover, New Hampshire

Appropriations Summary by Object Code

Fiscal Year: 2013-2014

 Print accounts with zero balance
 Round to whole dollars
 Account on new page

From Date: 7/1/2013

To Date: 6/30/2014

Definition: FY14 City Manager Proposed

Account	Description	FY12 Actual	FY13 Adopted Budget	FY14 Department Request	FY14 City Manager Proposed	Dollar Change	Percent Change
6110 Central Stores Fund							
6110.0.000.00000.4335.00000.00.000	Auditing Services	\$154	\$154	\$154	\$154	\$0	0.00
6110.0.000.00000.4435.00000.00.000	Maint Chrgs - Office Equipme	\$0	\$100	\$100	\$100	\$0	0.00
6110.0.000.00000.4443.00000.00.000	Rental of Equipment	\$12,898	\$14,600	\$14,600	\$14,600	\$0	0.00
6110.0.000.00000.4531.00000.00.000	Telecommunications	\$0	\$450	\$450	\$450	\$0	0.00
6110.0.000.00000.4534.00000.00.000	Postage	\$40,000	\$50,400	\$50,400	\$50,400	\$0	0.00
Budg_Cat: Purchased Services - 300		\$53,052	\$65,704	\$65,704	\$65,704	\$0	0.00
6110.0.000.00000.4611.00000.00.000	Office Supplies	\$7,058	\$7,500	\$7,500	\$7,500	\$0	0.00
6110.0.000.00000.4612.00000.00.000	Operating Supplies	\$30,617	\$31,950	\$31,950	\$31,950	\$0	0.00
Budg_Cat: Supplies - 600		\$37,675	\$39,450	\$39,450	\$39,450	\$0	0.00
Func: UNDESIGNATED - 00000		\$90,727	\$105,154	\$105,154	\$105,154	\$0	0.00

City of Dover, New Hampshire

Appropriations Summary by Object Code

Fiscal Year: 2013-2014

Print accounts with zero balance Round to whole dollars Account on new page

From Date: 7/1/2013

To Date: 6/30/2014

Definition: FY14 City Manager Proposed

Account	Description	FY12 Actual	FY13 Adopted Budget	FY14 Department Request	FY14 City Manager Proposed	Dollar Change	Percent Change
6310 Fleet Maintenance Fund							
6310.0.000.00000.4115.00000.00.000	Regular Hourly Employees	\$250,005	\$258,454	\$261,852	\$261,852	\$3,398	1.31
6310.0.000.00000.4120.00000.00.000	Temporary Employees	\$1,895	\$2,142	\$2,142	\$2,142	\$0	0.00
6310.0.000.00000.4130.00000.00.000	Overtime Pay	\$488	\$3,000	\$3,000	\$3,000	\$0	0.00
6310.0.000.00000.4170.00000.00.000	Longevity Pay	\$6,000	\$6,000	\$6,000	\$6,000	\$0	0.00
6310.0.000.00000.4211.00000.00.000	Health Insurance	\$93,644	\$107,117	\$103,749	\$103,749	(\$3,368)	(3.14)
6310.0.000.00000.4212.00000.00.000	Dental Insurance	\$3,688	\$3,642	\$3,317	\$3,317	(\$325)	(8.92)
6310.0.000.00000.4213.00000.00.000	Life Insurance	\$533	\$620	\$628	\$628	\$8	1.29
6310.0.000.00000.4220.00000.00.000	FICA	\$15,129	\$14,651	\$15,241	\$15,241	\$590	4.03
6310.0.000.00000.4225.00000.00.000	Medicare	\$3,538	\$3,427	\$3,564	\$3,564	\$137	4.00
6310.0.000.00000.4230.00000.00.000	Retirement	\$22,051	\$23,536	\$29,171	\$29,171	\$5,635	23.94
6310.0.000.00000.4240.00000.00.000	Staff Development Reimburse	\$136	\$2,500	\$4,000	\$4,000	\$1,500	60.00
6310.0.000.00000.4260.00000.00.000	Workers Comp Insurance	\$4,767	\$4,767	\$10,904	\$10,904	\$6,137	128.74
6310.0.000.00000.4290.00000.00.000	FSA Fees	\$54	\$66	\$75	\$75	\$9	13.64
Budg_Cat: Personal Services - 100		\$401,928	\$429,922	\$443,643	\$443,643	\$13,721	3.19
6310.0.000.00000.4335.00000.00.000	Auditing Services	\$259	\$259	\$259	\$259	\$0	0.00
6310.0.000.00000.4336.00000.00.000	Medical Services	\$80	\$50	\$50	\$50	\$0	0.00
6310.0.000.00000.4435.00000.00.000	Maint Chrgs - Office Equipmen	\$2,526	\$980	\$1,316	\$1,316	\$336	34.29
6310.0.000.00000.4522.00000.00.000	Vehicle & Equip Insurance	\$449	\$449	\$449	\$449	\$0	0.00
6310.0.000.00000.4531.00000.00.000	Telecommunications	\$4,047	\$4,260	\$4,260	\$4,260	\$0	0.00
6310.0.000.00000.4580.00000.00.000	Travel Expense	\$0	\$500	\$500	\$500	\$0	0.00
Budg_Cat: Purchased Services - 300		\$7,361	\$6,498	\$6,834	\$6,834	\$336	5.17

City of Dover, New Hampshire

Appropriations Summary by Object Code

Fiscal Year: 2013-2014

 Print accounts with zero balance Round to whole dollars Account on new page

From Date: 7/1/2013

To Date: 6/30/2014

Definition: FY14 City Manager Proposed

Account	Description	FY12 Actual	FY13 Adopted Budget	FY14 Department Request	FY14 City Manager Proposed	Dollar Change	Percent Change
6310.0.000.00000.4611.00000.00.000	Office Supplies	\$230	\$800	\$800	\$800	\$0	0.00
6310.0.000.00000.4612.00000.00.000	Operating Supplies	\$160	\$3,716	\$3,716	\$3,716	\$0	0.00
6310.0.000.00000.4615.00000.00.000	Clothing & Uniforms	\$7,879	\$3,440	\$3,440	\$3,440	\$0	0.00
6310.0.000.00000.4626.00000.00.000	Vehicle Fuels	\$2,400	\$5,000	\$5,000	\$5,000	\$0	0.00
6310.0.000.00000.4653.00000.00.000	Maint Supplies - Equipment	\$2,292	\$1,000	\$1,000	\$1,000	\$0	0.00
6310.0.000.00000.4654.00000.00.000	Maint Supplies - Vehicles	\$490	\$300	\$300	\$300	\$0	0.00
6310.0.000.00000.4681.00000.00.000	Minor Equip, Furniture & Fxtrs	\$3,322	\$4,500	\$4,500	\$4,500	\$0	0.00
Budg_Cat: Supplies - 600		\$16,772	\$18,756	\$18,756	\$18,756	\$0	0.00
6310.0.000.00000.4742.00000.00.000	Light Vehicles	\$15,292	\$27,725	\$27,725	\$27,725	\$0	0.00
6310.0.000.00000.4745.00000.00.000	Computers & Communication:	\$0	\$5,000	\$5,000	\$5,000	\$0	0.00
Budg_Cat: Capital Outlay - 700		\$15,292	\$32,725	\$32,725	\$32,725	\$0	0.00
6310.0.000.00000.4840.00000.00.000	Contingency	\$0	\$6,675	\$4,000	\$4,000	(\$2,675)	(40.07)
6310.0.000.00000.4895.00000.00.000	Cost of Sales	\$215,117	\$227,594	\$227,594	\$227,594	\$0	0.00
Budg_Cat: Other Expenses - 800		\$215,117	\$234,269	\$231,594	\$231,594	(\$2,675)	(1.14)
6310.0.000.00000.4912.00000.00.000	Transfer to Special Rev	\$35,263	\$40,112	\$53,550	\$53,550	\$13,438	33.50
Budg_Cat: Operating Transfers Out - 910		\$35,263	\$40,112	\$53,550	\$53,550	\$13,438	33.50
Func: UNDESIGNATED - 00000		\$691,733	\$762,282	\$787,102	\$787,102	\$24,820	3.26

City of Dover, New Hampshire

Appropriations Summary by Object Code

Fiscal Year: 2013-2014

Print accounts with zero balance Round to whole dollars Account on new page

From Date: 7/1/2013

To Date: 6/30/2014

Definition: FY14 City Manager Proposed

Account	Description	FY12 Actual	FY13 Adopted Budget	FY14 Department Request	FY14 City Manager Proposed	Dollar Change	Percent Change
6800 Workers Compensation Fund							
6800.0.000.00000.4260.00000.00.000	Workers Comp Insurance	\$52,733	\$55,000	\$55,000	\$55,000	\$0	0.00
6800.0.000.00000.4261.00000.00.000	Worker's Comp Claims	\$171,144	\$283,044	\$534,371	\$534,371	\$251,327	88.79
Budg_Cat: Personal Services - 100		\$223,877	\$338,044	\$589,371	\$589,371	\$251,327	74.35
6800.0.000.00000.4312.00000.00.000	Management Services	\$58,430	\$31,380	\$31,380	\$31,380	\$0	0.00
6800.0.000.00000.4335.00000.00.000	Auditing Services	\$1,062	\$741	\$741	\$741	\$0	0.00
6800.0.000.00000.4336.00000.00.000	Medical Services	\$476,219	\$0	\$0	\$0	\$0	0.00
6800.0.000.00000.4580.00000.00.000	Travel Expense	\$293	\$0	\$0	\$0	\$0	0.00
Budg_Cat: Purchased Services - 300		\$536,005	\$32,121	\$32,121	\$32,121	\$0	0.00
6800.0.000.00000.4810.00000.00.000	Membership Dues	\$0	\$900	\$900	\$900	\$0	0.00
6800.0.000.00000.4819.00000.00.000	Fees & Charges	\$20,254	\$14,000	\$46,380	\$46,380	\$32,380	231.29
6800.0.000.00000.4840.00000.00.000	Contingency	\$0	\$2,000	\$2,000	\$2,000	\$0	0.00
Budg_Cat: Other Expenses - 800		\$20,254	\$16,900	\$49,280	\$49,280	\$32,380	191.60
Func: UNDESIGNATED - 00000		\$780,136	\$387,065	\$670,772	\$670,772	\$283,707	73.30

City of Dover, New Hampshire

Appropriations Summary by Object Code

Fiscal Year: 2013-2014

 Print accounts with zero balance
 Round to whole dollars
 Account on new page

From Date: 7/1/2013

To Date: 6/30/2014

Definition: FY14 City Manager Proposed

Account	Description	FY12 Actual	FY13 Adopted Budget	FY14 Department Request	FY14 City Manager Proposed	Dollar Change	Percent Change
Grand Total:		\$81,431,457	\$65,032,572	\$117,378,731	\$115,235,394	\$50,202,822	77.20

End of Report

CITY COUNCIL

TAB 5

CITY COUNCIL

TAB 5

EXECUTIVE

Division: City Council

Function: 41110

Mission Statement:

To provide leadership and vision for the City of Dover. To ensure affordable, high quality services, and to provide opportunities through responsive and accessible government.

Major Services/Responsibilities:

- Establish policies and to set forth the long term direction of municipal services.
- Authorize a careful plan of expenditures and appropriations deemed necessary for municipal services. To work together in keeping communication open with other City Councilors, the City Manager, and citizens of Dover.
- Enact codes, ordinances and resolutions to preserve the general well being of residents and businesses in the community

Key Fiscal Year Objectives:

- A financially stable and fiscally sound municipal operation
- Efficient and effective services
- A safe and secure community
- A diversity of cultural and recreational opportunities
- An enhanced physical and natural environment
- Support quality education

Performance Measures:

Description	FY12 Act	FY13 Est	FY14 Est
Conduct Regular Council Meetings	24	25	25
Review and adopt ordinances and resolutions	160	150	150
Conduct Public hearings	43	40	40

City of Dover, New Hampshire

General Fund Expenditure Detail Report

Fiscal Year: 2013-2014

 Print accounts with zero balance
 Round to whole dollars
 Account on new page

From Date: 7/1/2013

To Date: 6/30/2014

Definition: FY14 City Manager Proposed

Account	Description	FY12 Actual	FY13 Adopted Budget	FY14 Department Request	FY14 City Manager Proposed	Dollar Change	Percent Change
1000.1.000.00000.4211.00000.00.000	Health Insurance	\$2.08	\$0.00	\$0.00	\$0.00	\$0.00	0.00
	Column: [FY14CityManagerProposed]	Budget	FTE	Position Desc.			
	Description: Health Insurance	\$0.00					
	Column Total:	\$0.00					
1000.1.000.00000.4212.00000.00.000	Dental Insurance	\$0.11	\$0.00	\$0.00	\$0.00	\$0.00	0.00
	Column: [FY14CityManagerProposed]	Budget	FTE	Position Desc.			
	Description: Dental Insurance	\$0.00					
	Column Total:	\$0.00					
1000.1.000.00000.4220.00000.00.000	FICA	\$1,047.22	\$0.00	\$0.00	\$0.00	\$0.00	0.00
	Column: [FY14CityManagerProposed]	Budget	FTE	Position Desc.			
	Description: FICA	\$0.00					
	Column Total:	\$0.00					
1000.1.000.00000.4225.00000.00.000	Medicare	\$95.47	\$0.00	\$0.00	\$0.00	\$0.00	0.00
	Column: [FY14CityManagerProposed]	Budget	FTE	Position Desc.			
	Description: Medicare	\$0.00					
	Column Total:	\$0.00					
1000.1.000.00000.4230.00000.00.000	Retirement	\$103.62	\$0.00	\$0.00	\$0.00	\$0.00	0.00
	Column: [FY14CityManagerProposed]	Budget	FTE	Position Desc.			
	Description: Retirement	\$0.00					
	Column Total:	\$0.00					
Budg_Cat: Current Liabilities - L10		\$1,248.50	\$0.00	\$0.00	\$0.00	\$0.00	0.00
Func: UNDESIGNATED - 00000		\$1,248.50	\$0.00	\$0.00	\$0.00	\$0.00	0.00

City of Dover, New Hampshire

General Fund Expenditure Detail Report

Fiscal Year: 2013-2014

Print accounts with zero balance Round to whole dollars Account on new page

From Date: 7/1/2013

To Date: 6/30/2014

Definition: FY14 City Manager Proposed

Account	Description	FY12 Actual	FY13 Adopted Budget	FY14 Department Request	FY14 City Manager Proposed	Dollar Change	Percent Change
1000.1.100.41110.4125.00000.00.000	City Council-Elected Officials	\$9,172.30	\$9,250.00	\$9,250.00	\$9,250.00	\$0.00	0.00
	Column: [FY14CityManagerProposed]	Budget	FTE	Position Desc.			
	Description: Carrier, Robert	\$1,050.00		Deputy Mayor			
	Description: Cheney, Catherine	\$1,000.00		Ward 5 Councilo			
	Description: Crago, Michael	\$1,000.00		Ward 3 Councilo			
	Description: Garrison, William III	\$1,000.00		Ward 2 Councilo			
	Description: Hooper, Dorothea	\$1,000.00		Ward 4 Councilo			
	Description: Spuler, Edward	\$1,000.00		Ward 1 Councilo			
	Description: Trefethen, Dean	\$1,200.00		Mayor			
	Description: Weeden, Michael	\$1,000.00		Ward 6 Councilo			
	Description: Weston, Karen	\$1,000.00		At Large Counci			
	Column Total:	\$9,250.00					
1000.1.100.41110.4213.00000.00.000	City Council-Life Insurance	\$61.75	\$104.00	\$104.00	\$104.00	\$0.00	0.00
	Column: [FY14CityManagerProposed]	Budget	FTE	Position Desc.			
	Description: Life Premiums to LGC HealthTrust	\$104.00					
	Column Total:	\$104.00					
1000.1.100.41110.4220.00000.00.000	City Council-FICA	\$569.03	\$574.00	\$574.00	\$574.00	\$0.00	0.00
	Column: [FY14CityManagerProposed]	Budget	FTE	Position Desc.			
	Description: Cost of FICA 6.2% of Wages	\$574.00					
	Column Total:	\$574.00					
1000.1.100.41110.4225.00000.00.000	City Council-Medicare	\$133.15	\$134.00	\$134.00	\$134.00	\$0.00	0.00
	Column: [FY14CityManagerProposed]	Budget	FTE	Position Desc.			
	Description: Cost of Medicare - 1.45% of wages	\$134.00					
	Column Total:	\$134.00					

City of Dover, New Hampshire

General Fund Expenditure Detail Report

Fiscal Year: 2013-2014

Print accounts with zero balance Round to whole dollars Account on new page

From Date: 7/1/2013

To Date: 6/30/2014

Definition: FY14 City Manager Proposed

Account	Description	FY12 Actual	FY13 Adopted Budget	FY14 Department Request	FY14 City Manager Proposed	Dollar Change	Percent Change
1000.1.100.41110.4240.00000.00.000	City Council - Staff Developm	\$744.95	\$500.00	\$500.00	\$500.00	\$0.00	0.00
	Column: [FY14CityManagerProposed]	Budget	FTE	Position Desc.			
	Description: Conferences, Seminars-Boards & Commissions	\$500.00					
	Column Total:	\$500.00					
Budg_Cat: Personal Services - 100		\$10,681.18	\$10,562.00	\$10,562.00	\$10,562.00	\$0.00	0.00
1000.1.100.41110.4335.00000.00.000	City Council-Auditing Services	\$20,555.08	\$15,133.00	\$15,133.00	\$15,133.00	\$0.00	0.00
	Column: [FY14CityManagerProposed]	Budget	FTE	Position Desc.			
	Description: Annual Independent Audit as required by law	\$15,133.00					
	Column Total:	\$15,133.00					
1000.1.100.41110.4339.00000.00.000	City Council-Consulting Servic	\$2,445.14	\$0.00	\$2,000.00	\$2,000.00	\$2,000.00	0.00
	Column: [FY14CityManagerProposed]	Budget	FTE	Position Desc.			
	Description: Consulting Services - Council Retreat	\$2,000.00					
	Column Total:	\$2,000.00					
1000.1.100.41110.4341.00000.00.000	City Council - Technical Servi	\$0.00	\$0.00	\$1,375.00	\$0.00	\$0.00	0.00
	Column: [FY14CityManagerProposed]	Budget	FTE	Position Desc.			
	Description: City Council - Technical Services	\$1,375.00					
	Description: CM Reduction	(\$1,375.00)					
	Column Total:	\$0.00					
1000.1.100.41110.4524.00000.00.000	City Council-Public Liab Insur:	\$155.21	\$155.00	\$156.00	\$156.00	\$1.00	0.65
	Column: [FY14CityManagerProposed]	Budget	FTE	Position Desc.			
	Description: Cost of LGC Public Liability Insurance	\$156.00					
	Column Total:	\$156.00					

City of Dover, New Hampshire

General Fund Expenditure Detail Report

Fiscal Year: 2013-2014

Print accounts with zero balance Round to whole dollars Account on new page

From Date: 7/1/2013

To Date: 6/30/2014

Definition: FY14 City Manager Proposed

Account	Description	FY12 Actual	FY13 Adopted Budget	FY14 Department Request	FY14 City Manager Proposed	Dollar Change	Percent Change
1000.1.100.41110.4534.00000.00.000	City Council-Postage	\$19.77	\$400.00	\$400.00	\$400.00	\$0.00	0.00
	Column: [FY14CityManagerProposed]	Budget	FTE	Position Desc.			
	Description: Correspondence, express and parcel	\$400.00					
	Column Total:	\$400.00					
1000.1.100.41110.4540.00000.00.000	City Council-Advertising	\$0.00	\$500.00	\$500.00	\$500.00	\$0.00	0.00
	Column: [FY14CityManagerProposed]	Budget	FTE	Position Desc.			
	Description: Advertising as required by law	\$500.00					
	Column Total:	\$500.00					
1000.1.100.41110.4550.00000.00.000	City Council-Printing And Binc	\$4,131.84	\$1,300.00	\$1,500.00	\$1,500.00	\$200.00	15.38
	Column: [FY14CityManagerProposed]	Budget	FTE	Position Desc.			
	Description: City Council Brochures	\$1,000.00					
	Description: City Council-Business Cards	\$500.00					
	Column Total:	\$1,500.00					
1000.1.100.41110.4580.00000.00.000	City Council-Travel Expense	\$0.00	\$200.00	\$200.00	\$200.00	\$0.00	0.00
	Column: [FY14CityManagerProposed]	Budget	FTE	Position Desc.			
	Description: Mileage Reimbursement	\$200.00					
	Column Total:	\$200.00					
Budg_Cat: Purchased Services - 300		\$27,307.04	\$17,688.00	\$21,264.00	\$19,889.00	\$2,201.00	12.44
1000.1.100.41110.4611.00000.00.000	City Council-Office Supplies	\$4,081.63	\$2,000.00	\$4,000.00	\$4,000.00	\$2,000.00	100.00
	Column: [FY14CityManagerProposed]	Budget	FTE	Position Desc.			
	Description: City Council-Office Supplies	\$2,000.00					
	Description: Inauguration & Orientation Supplies	\$2,000.00					
	Column Total:	\$4,000.00					

City of Dover, New Hampshire

General Fund Expenditure Detail Report

Fiscal Year: 2013-2014

Print accounts with zero balance Round to whole dollars Account on new page

From Date: 7/1/2013

To Date: 6/30/2014

Definition: FY14 City Manager Proposed

Account	Description	FY12 Actual	FY13 Adopted Budget	FY14 Department Request	FY14 City Manager Proposed	Dollar Change	Percent Change
1000.1.100.41110.4631.00000.00.000	City Council-Food	\$2,364.42	\$1,000.00	\$4,000.00	\$3,000.00	\$2,000.00	200.00
	Column: [FY14CityManagerProposed]	Budget	FTE	Position Desc.			
	Description: CM General Reduction	(\$1,000.00)					
	Description: Council Retreat	\$1,000.00					
	Description: Council Workshops	\$500.00					
	Description: Inauguration	\$2,000.00					
	Description: Public Events	\$500.00					
	Column Total:	\$3,000.00					
1000.1.100.41110.4640.00000.00.000	City Council - Publications	\$302.50	\$500.00	\$500.00	\$500.00	\$0.00	0.00
	Column: [FY14CityManagerProposed]	Budget	FTE	Position Desc.			
	Description: Educational Materials	\$500.00					
	Column Total:	\$500.00					
Budg_Cat: Supplies - 600		\$6,748.55	\$3,500.00	\$8,500.00	\$7,500.00	\$4,000.00	114.29

City of Dover, New Hampshire

General Fund Expenditure Detail Report

Fiscal Year: 2013-2014

Print accounts with zero balance Round to whole dollars Account on new page

From Date: 7/1/2013

To Date: 6/30/2014

Definition: FY14 City Manager Proposed

Account	Description	FY12 Actual	FY13 Adopted Budget	FY14 Department Request	FY14 City Manager Proposed	Dollar Change	Percent Change
1000.1.100.41110.4835.00000.00.000	City Council-Grants/Subsidy	\$221,773.95	\$428,815.00	\$558,248.00	\$373,248.00	(\$55,567.00)	(12.96)
Column: [FY14CityManagerProposed]		Budget	FTE	Position Desc.			
	Description: American Red Cross - \$2,815 (req recd)	\$0.00		FY13 \$0.00			
	Description: CC McConnell Subsidy (General Fund)	\$149,645.00		FY13 \$134,761			
	Description: CM McConnell Ctr General Subsidy Reduction	(\$35,000.00)					
	Description: COAST Bus - \$149,963 (req recd)	\$149,963.00		FY13 \$142,391			
	Description: Dover Main Street - \$12,000 (req recd)	\$12,000.00		FY13 \$12,000			
	Description: FastTrans - Dover Public Transit	\$150,000.00					
	Description: FastTrans - Reduction City Manager	(\$150,000.00)					
	Description: Homemakers Health Services - \$13,139 (req recd)	\$0.00		FY13 \$0.00			
	Description: McConnell DALC Tenant Subsidy	\$24,747.00		FY13 \$24,747			
	Description: McConnell DCC Tenant Subsidy	\$9,182.00		FY13 \$18,952			
	Description: McConnell SAU 11 Tenant Subsidy	\$23,812.00		FY13 \$23,812			
	Description: McConnell Unrented Space Subsidy	\$38,899.00		FY13 \$72,152			
	Column Total:	\$373,248.00					
1000.1.100.41110.4840.00000.00.000	City Council-Contingency	\$0.00	\$500.00	\$500.00	\$500.00	\$0.00	0.00
Column: [FY14CityManagerProposed]		Budget	FTE	Position Desc.			
	Description: Contingency for unforeseen expenses	\$500.00					
	Column Total:	\$500.00					
Budg_Cat: Other Expenses - 800		\$221,773.95	\$429,315.00	\$558,748.00	\$373,748.00	(\$55,567.00)	(12.94)
1000.1.100.41110.4912.00000.00.000	Transfer to Special Rev	\$97,117.08	\$0.00	\$0.00	\$0.00	\$0.00	0.00
Budg_Cat: Operating Transfers Out - 910		\$97,117.08	\$0.00	\$0.00	\$0.00	\$0.00	0.00
Func: City Council - 41110		\$363,627.80	\$461,065.00	\$599,074.00	\$411,699.00	(\$49,366.00)	(10.71)

This page intentionally left blank.

EXECUTIVE

TAB 6

EXECUTIVE

TAB 6

EXECUTIVE

Division: City Manager's Office

Function 41320

Mission Statement:

To provide effective leadership and direction in the administration of policies established by the Mayor and City Council and to coordinate and supervise the efficient operation of all city departments.

Major Services/Responsibilities:

- Coordinate the development and analysis of policy recommendations presented to the Mayor and City Council.
- Implement policies enacted by the Mayor and City Council and manage the overall administrative affairs of the City.
- Direct and coordinate personnel responsibilities for all City departments, including development of policies, maintenance of records and recruitment, selection and hiring of new employees.
- Direct the technical, operational and administrative activities between departments related to the management of the City's information systems.
- Human Resource Management

Key Fiscal Year Objectives:

- Assure the continued economical, efficient and effective management of city government.
- Advise the Mayor and City Council on policy making matters related to the overall administration of the city government.
- Recommend proposals and programs, which address the long term needs of the community.
- Continue revision and implementation of City personnel policies.
- Administer ongoing programs for employee, supervisor and management skills training.
- Identify and support opportunities for improving quality service delivery.

Performance Measures:

Description	FY09 Act	FY11 Act	FY13 Est
Overall favorable quality of services delivered (NCS Survey)	72 %	78%	80%
Overall favorable quality of life (NCS Survey)	83%	84%	85%
Policy and program reports/updates to City Council (Electronic communication)	223	284	290
Citizen communication for programs/services (web visits)	558,764	673,949	750,000
Full time equivalents	291.33	290.76	281.70

City of Dover, New Hampshire

General Fund Expenditure Detail Report

Fiscal Year: 2013-2014

Print accounts with zero balance Round to whole dollars Account on new page

From Date: 7/1/2013

To Date: 6/30/2014

Definition: FY14 City Manager Proposed

Account	Description	FY12 Actual	FY13 Adopted Budget	FY14 Department Request	FY14 City Manager Proposed	Dollar Change	Percent Change
1000.1.130.41320.4110.00000.00.000	City Manager-Regular Salarie	\$171,874.42	\$179,538.00	\$182,073.00	\$182,073.00	\$2,535.00	1.41
	Column: [FY14CityManagerProposed]	Budget	FTE	Position Desc.			
	Description: Joyal, J Michael	\$130,476.00	1.0000	City Manager			
	Description: Webb, Allison	\$51,597.00	1.0000	HR Director			
	Column Total:	\$182,073.00					
1000.1.130.41320.4115.00000.00.000	City Manager-Regular Hourly	\$55,405.44	\$55,030.00	\$55,030.00	\$55,030.00	\$0.00	0.00
	Column: [FY14CityManagerProposed]	Budget	FTE	Position Desc.			
	Description: Bessette, Colleen E	\$55,030.00	1.0000	Executive Assis			
	Column Total:	\$55,030.00					
1000.1.130.41320.4115.01500.13.000	NHMMA Grant -Regular Hourl	\$1,860.06	\$0.00	\$0.00	\$0.00	\$0.00	0.00
1000.1.130.41320.4170.00000.00.000	City Manager-Longevity Pay	\$11,789.82	\$12,481.00	\$15,147.00	\$15,147.00	\$2,666.00	21.36
	Column: [FY14CityManagerProposed]	Budget	FTE	Position Desc.			
	Description: 1 @ 15-20 years	\$1,200.00					
	Description: ICMA Contribution	\$13,947.00					
	Column Total:	\$15,147.00					
1000.1.130.41320.4211.00000.00.000	City Manager-Health Insuranc	\$52,047.84	\$56,043.00	\$52,675.00	\$52,072.00	(\$3,971.00)	(7.09)
	Column: [FY14CityManagerProposed]	Budget	FTE	Position Desc.			
	Description: Medical Premiums to LGC HealthTrust	\$52,675.00					
	Description: z CM Reduction - Savings Actual Rate vs GMR	(\$603.00)					
	Column Total:	\$52,072.00					
1000.1.130.41320.4212.00000.00.000	City Manager-Dental Insuranc	\$3,882.18	\$2,186.00	\$2,944.00	\$2,944.00	\$758.00	34.68
	Column: [FY14CityManagerProposed]	Budget	FTE	Position Desc.			
	Description: Dental Premiums to LGC HealthTrust	\$2,944.00					
	Column Total:	\$2,944.00					

City of Dover, New Hampshire

General Fund Expenditure Detail Report

Fiscal Year: 2013-2014

Print accounts with zero balance Round to whole dollars Account on new page

From Date: 7/1/2013

To Date: 6/30/2014

Definition: FY14 City Manager Proposed

Account	Description	FY12 Actual	FY13 Adopted Budget	FY14 Department Request	FY14 City Manager Proposed	Dollar Change	Percent Change
1000.1.130.41320.4213.00000.00.000	City Manager-Life Insurance	\$820.86	\$583.00	\$891.00	\$891.00	\$308.00	52.83
	Column: [FY14CityManagerProposed]	Budget	FTE	Position Desc.			
	Description: Life Premiums to LGC HealthTrust	\$891.00					
	Column Total:	\$891.00					
1000.1.130.41320.4214.00000.00.000	City Manager-Disability Insura	\$1,077.30	\$1,360.00	\$1,336.00	\$1,336.00	(\$24.00)	(1.76)
	Column: [FY14CityManagerProposed]	Budget	FTE	Position Desc.			
	Description: Disability Premiums	\$1,336.00					
	Column Total:	\$1,336.00					
1000.1.130.41320.4220.00000.00.000	City Manager-FICA	\$12,615.43	\$12,858.00	\$13,492.00	\$13,492.00	\$634.00	4.93
	Column: [FY14CityManagerProposed]	Budget	FTE	Position Desc.			
	Description: Cost of FICA - 6.2% of Wages	\$13,492.00					
	Column Total:	\$13,492.00					
1000.1.130.41320.4220.01500.13.000	NHMMA Grant - FICA	\$115.33	\$0.00	\$0.00	\$0.00	\$0.00	0.00
1000.1.130.41320.4225.00000.00.000	City Manager-Medicare	\$3,261.60	\$3,367.00	\$3,514.00	\$3,514.00	\$147.00	4.37
	Column: [FY14CityManagerProposed]	Budget	FTE	Position Desc.			
	Description: Cost of Medicare - 1.45% of wages	\$3,514.00					
	Column Total:	\$3,514.00					
1000.1.130.41320.4225.01500.13.000	NHMMA Grant - Medicare	\$26.97	\$0.00	\$0.00	\$0.00	\$0.00	0.00
1000.1.130.41320.4230.00000.00.000	City Manager-Retirement	\$21,382.10	\$21,892.00	\$27,415.00	\$27,415.00	\$5,523.00	25.23
	Column: [FY14CityManagerProposed]	Budget	FTE	Position Desc.			
	Description: Cost of NH Retirement System payments	\$27,415.00					
	Column Total:	\$27,415.00					

City of Dover, New Hampshire

General Fund Expenditure Detail Report

Fiscal Year: 2013-2014

Print accounts with zero balance Round to whole dollars Account on new page

From Date: 7/1/2013

To Date: 6/30/2014

Definition: FY14 City Manager Proposed

Account	Description	FY12 Actual	FY13 Adopted Budget	FY14 Department Request	FY14 City Manager Proposed	Dollar Change	Percent Change
1000.1.130.41320.4240.00000.00.000	City Manager-Staff Developm	\$11,691.42	\$8,000.00	\$10,000.00	\$10,000.00	\$2,000.00	25.00
	Column: [FY14CityManagerProposed]	Budget	FTE	Position Desc.			
	Description: City Manager-Staff Development	\$2,000.00					
	Description: Community Acknowledgment	\$2,000.00					
	Description: Employee Recognition	\$2,000.00					
	Description: Employee Skills Training Programs	\$3,000.00					
	Description: Labor Relations	\$1,000.00					
	Column Total:	\$10,000.00					
1000.1.130.41320.4260.00000.00.000	City Manager-Worker's Comp	\$198.00	\$198.00	\$4,256.00	\$4,256.00	\$4,058.00	2,049.49
	Column: [FY14CityManagerProposed]	Budget	FTE	Position Desc.			
	Description: Workers Comp allocation of self insur.	\$4,256.00					
	Column Total:	\$4,256.00					
1000.1.130.41320.4290.00000.00.000	City Manager-FSA Fees	\$72.00	\$66.00	\$75.00	\$75.00	\$9.00	13.64
	Column: [FY14CityManagerProposed]	Budget	FTE	Position Desc.			
	Description: Admin fees - Flexible Spending Accts	\$75.00					
	Column Total:	\$75.00					
Budg_Cat: Personal Services - 100		\$348,120.77	\$353,602.00	\$368,848.00	\$368,245.00	\$14,643.00	4.14
1000.1.130.41320.4339.00000.00.000	City Manager - Consulting Ser	\$839.00	\$1,000.00	\$1,000.00	\$1,000.00	\$0.00	0.00
	Column: [FY14CityManagerProposed]	Budget	FTE	Position Desc.			
	Description: Consulting	\$1,000.00					
	Column Total:	\$1,000.00					
1000.1.130.41320.4341.00000.00.000	City Manager - Technical Ser	\$0.00	\$2,700.00	\$2,700.00	\$2,700.00	\$0.00	0.00
	Column: [FY14CityManagerProposed]	Budget	FTE	Position Desc.			
	Description: MMANH Student Fellowship Match	\$2,700.00					
	Column Total:	\$2,700.00					

City of Dover, New Hampshire

General Fund Expenditure Detail Report

Fiscal Year: 2013-2014

Print accounts with zero balance Round to whole dollars Account on new page

From Date: 7/1/2013

To Date: 6/30/2014

Definition: FY14 City Manager Proposed

Account	Description	FY12 Actual	FY13 Adopted Budget	FY14 Department Request	FY14 City Manager Proposed	Dollar Change	Percent Change
1000.1.130.41320.4435.00000.00.000	City Manager-Maint Chrgs - O	\$2,652.03	\$2,632.00	\$3,617.00	\$3,617.00	\$985.00	37.42
	Column: [FY14CityManagerProposed]	Budget	FTE	Position Desc.			
	Description: Division Share of DoverNet support	\$2,632.00					
	Description: Division Share of PC Maintenance	\$985.00					
	Column Total:	\$3,617.00					
1000.1.130.41320.4524.00000.00.000	City Manager-Public Liab Insu	\$2,106.93	\$2,107.00	\$2,107.00	\$2,107.00	\$0.00	0.00
	Column: [FY14CityManagerProposed]	Budget	FTE	Position Desc.			
	Description: Cost of LGC Public Liability Insur	\$2,107.00					
	Column Total:	\$2,107.00					
1000.1.130.41320.4531.00000.00.000	Telecommunications	\$4,157.24	\$4,300.00	\$4,300.00	\$4,300.00	\$0.00	0.00
	Column: [FY14CityManagerProposed]	Budget	FTE	Position Desc.			
	Description: Services/equipment for voice, fax, data, wireless	\$4,300.00					
	Column Total:	\$4,300.00					
1000.1.130.41320.4534.00000.00.000	City Manager-Postage	\$363.91	\$500.00	\$500.00	\$500.00	\$0.00	0.00
	Column: [FY14CityManagerProposed]	Budget	FTE	Position Desc.			
	Description: Correspondence - Express & Parcel Post	\$500.00					
	Column Total:	\$500.00					
1000.1.130.41320.4540.00000.00.000	City Manager-Advertising	\$1,003.02	\$2,500.00	\$3,000.00	\$3,000.00	\$500.00	20.00
	Column: [FY14CityManagerProposed]	Budget	FTE	Position Desc.			
	Description: Advertising Positions	\$500.00					
	Description: Communications with Public	\$2,500.00					
	Column Total:	\$3,000.00					

City of Dover, New Hampshire

General Fund Expenditure Detail Report

Fiscal Year: 2013-2014

Print accounts with zero balance Round to whole dollars Account on new page

From Date: 7/1/2013

To Date: 6/30/2014

Definition: FY14 City Manager Proposed

Account	Description	FY12 Actual	FY13 Adopted Budget	FY14 Department Request	FY14 City Manager Proposed	Dollar Change	Percent Change
1000.1.130.41320.4550.00000.00.000	City Manager-Printing And Bir	\$0.00	\$600.00	\$300.00	\$300.00	(\$300.00)	(50.00)
	Column: [FY14CityManagerProposed]	Budget	FTE	Position Desc.			
	Description: Documents/reports	\$300.00					
	Column Total:	\$300.00					
1000.1.130.41320.4580.00000.00.000	City Manager-Travel Expense	\$1,905.12	\$2,500.00	\$2,500.00	\$2,500.00	\$0.00	0.00
	Column: [FY14CityManagerProposed]	Budget	FTE	Position Desc.			
	Description: Travel Expense for Conferences & Seminars	\$2,500.00					
	Column Total:	\$2,500.00					
Budg_Cat: Purchased Services - 300		\$13,027.25	\$18,839.00	\$20,024.00	\$20,024.00	\$1,185.00	6.29
1000.1.130.41320.4611.00000.00.000	City Manager-Office Supplies	\$2,652.27	\$4,000.00	\$4,000.00	\$4,000.00	\$0.00	0.00
	Column: [FY14CityManagerProposed]	Budget	FTE	Position Desc.			
	Description: Color Copies & Black/White Copies - City Manager's	\$2,000.00					
	Description: Various Supplies - City Manager's Office & HR	\$2,000.00					
	Column Total:	\$4,000.00					
1000.1.130.41320.4612.00000.00.000	City Manager-Operating Supp	\$590.49	\$1,000.00	\$1,000.00	\$1,000.00	\$0.00	0.00
	Column: [FY14CityManagerProposed]	Budget	FTE	Position Desc.			
	Description: Office Software	\$400.00					
	Description: Printer Cartridges/Refills	\$600.00					
	Column Total:	\$1,000.00					
1000.1.130.41320.4631.00000.00.000	City Manager-Food	\$888.65	\$800.00	\$800.00	\$800.00	\$0.00	0.00
	Column: [FY14CityManagerProposed]	Budget	FTE	Position Desc.			
	Description: Public Events & Meetings	\$800.00					
	Column Total:	\$800.00					

City of Dover, New Hampshire

General Fund Expenditure Detail Report

Fiscal Year: 2013-2014

Print accounts with zero balance Round to whole dollars Account on new page

From Date: 7/1/2013

To Date: 6/30/2014

Definition: FY14 City Manager Proposed

Account	Description	FY12 Actual	FY13 Adopted Budget	FY14 Department Request	FY14 City Manager Proposed	Dollar Change	Percent Change
1000.1.130.41320.4640.00000.00.000	City Manager-Books & Publica	\$2,359.70	\$2,910.00	\$2,910.00	\$2,910.00	\$0.00	0.00
	Column: [FY14CityManagerProposed]	Budget	FTE	Position Desc.			
	Description: Fosters Daily Democrat	\$150.00					
	Description: HR Comply	\$160.00					
	Description: Labor & Employment Supplement	\$200.00					
	Description: Misc HR Publications	\$500.00					
	Description: NH Register	\$100.00					
	Description: NH Revised/Updated Statutes	\$1,000.00					
	Description: Training Books	\$600.00					
	Description: Union Leader	\$200.00					
	Column Total:	\$2,910.00					
Budg_Cat: Supplies - 600		\$6,491.11	\$8,710.00	\$8,710.00	\$8,710.00	\$0.00	0.00
1000.1.130.41320.4745.00000.00.000	City Manager-Computers & C	\$234.95	\$300.00	\$300.00	\$300.00	\$0.00	0.00
	Column: [FY14CityManagerProposed]	Budget	FTE	Position Desc.			
	Description: City Manager-Computers & Comm Equip	\$300.00					
	Column Total:	\$300.00					
Budg_Cat: Capital Outlay - 700		\$234.95	\$300.00	\$300.00	\$300.00	\$0.00	0.00

City of Dover, New Hampshire

General Fund Expenditure Detail Report

Fiscal Year: 2013-2014

Print accounts with zero balance Round to whole dollars Account on new page

From Date: 7/1/2013

To Date: 6/30/2014

Definition: FY14 City Manager Proposed

Account	Description	FY12 Actual	FY13 Adopted Budget	FY14 Department Request	FY14 City Manager Proposed	Dollar Change	Percent Change
1000.1.130.41320.4810.00000.00.000	City Manager-Membership Du	\$22,705.98	\$22,685.00	\$22,685.00	\$22,685.00	\$0.00	0.00
Column: [FY14CityManagerProposed]		Budget	FTE	Position Desc.			
	Description: Chamber of Commerce	\$250.00					
	Description: Intl City Management Assoc.	\$995.00					
	Description: IPMA	\$100.00					
	Description: Municipal Management Assoc.	\$250.00					
	Description: NH LOGIN	\$60.00					
	Description: NHMA	\$20,200.00					
	Description: SHRM - HR Director	\$600.00					
	Description: World At Work	\$230.00					
	Column Total:	\$22,685.00					
1000.1.130.41320.4819.00000.00.000	City Manager - Fees & Charge	\$80.25	\$400.00	\$2,100.00	\$2,100.00	\$1,700.00	425.00
Column: [FY14CityManagerProposed]		Budget	FTE	Position Desc.			
	Description: Miscellaneous Fees	\$400.00					
	Description: New Hire Background & Motor Vehicle Reports	\$1,700.00					
	Column Total:	\$2,100.00					
Budg_Cat: Other Expenses - 800		\$22,786.23	\$23,085.00	\$24,785.00	\$24,785.00	\$1,700.00	7.36
Func: City Manager - 41320		\$390,660.31	\$404,536.00	\$422,667.00	\$422,064.00	\$17,528.00	4.33

EXECUTIVE

Division: General Legal Counsel

Function 41530

Mission Statement:

The mission of the General Legal Counsel is to provide proactive, high quality, efficient, timely and cost effective legal services, advocacy and advice to the City Manager, City Council and all departments delivered with a consumer focus, integrity, innovation, accountability and stewardship.

Major Services/Responsibilities:

- Represent and advocate for the City in court systems
- Drafting and reviewing ordinances and resolutions to assure lawful compliance.
- Assist staff in the lawful completion of their duties and responsibilities
- Draft and review contracts, deeds, leases and other documents to minimize risk
- Conduct legal research and render legal opinions to support the decision-making of the City.
- Attend City Council meetings.
- Assist Boards, Commissions and Committees with procedures and laws.

Key Fiscal Year Objectives:

- Keep outside legal costs to a reasonable level

Performance Measures:

Description	FY12 Act	FY13 Est	FY14 Est
Questions of Law	208	352	360
Resolutions & Ordinances	50	60	65
Document Review/Misc.	103	163	175
91-A Requests	57	50	55

City of Dover, New Hampshire

General Fund Expenditure Detail Report

Fiscal Year: 2013-2014

 Print accounts with zero balance
 Round to whole dollars
 Account on new page

From Date: 7/1/2013

To Date: 6/30/2014

Definition: FY14 City Manager Proposed

Account	Description	FY12 Actual	FY13 Adopted Budget	FY14 Department Request	FY14 City Manager Proposed	Dollar Change	Percent Change
1000.1.130.41530.4110.00000.00.000	Legal - Regular Salaried Empl	\$105,752.80	\$104,295.00	\$107,360.00	\$107,360.00	\$3,065.00	2.94
	Column: [FY14CityManagerProposed]	Budget	FTE	Position Desc.			
	Description: Krans Sr, Allan B	\$107,360.00	1.0000	General Legal C			
	Column Total:	\$107,360.00					
1000.1.130.41530.4115.00000.00.000	Legal-Regular Hourly Employ	\$36,821.20	\$38,357.00	\$40,043.00	\$40,043.00	\$1,686.00	4.40
	Column: [FY14CityManagerProposed]	Budget	FTE	Position Desc.			
	Description: Fournier, Amber	\$40,043.00	0.7250	Legal Assistant			
	Column Total:	\$40,043.00					
1000.1.130.41530.4170.00000.00.000	Legal-Longevity Pay	\$400.00	\$400.00	\$400.00	\$400.00	\$0.00	0.00
	Column: [FY14CityManagerProposed]	Budget	FTE	Position Desc.			
	Description: 1 - 5-10 years of service	\$400.00					
	Column Total:	\$400.00					
1000.1.130.41530.4211.00000.00.000	Legal-Health Insurance	\$10,380.84	\$14,539.00	\$15,528.00	\$15,350.00	\$811.00	5.58
	Column: [FY14CityManagerProposed]	Budget	FTE	Position Desc.			
	Description: Medical Premiums to LGC HealthTrust	\$15,528.00					
	Description: z CM Reduction - Savings Actual Rate vs GMR	(\$178.00)					
	Column Total:	\$15,350.00					
1000.1.130.41530.4212.00000.00.000	Legal-Dental Insurance	\$361.78	\$364.00	\$369.00	\$369.00	\$5.00	1.37
	Column: [FY14CityManagerProposed]	Budget	FTE	Position Desc.			
	Description: Dental Premiums to LGC HealthTrust	\$369.00					
	Column Total:	\$369.00					

City of Dover, New Hampshire

General Fund Expenditure Detail Report

Fiscal Year: 2013-2014

Print accounts with zero balance Round to whole dollars Account on new page

From Date: 7/1/2013

To Date: 6/30/2014

Definition: FY14 City Manager Proposed

Account	Description	FY12 Actual	FY13 Adopted Budget	FY14 Department Request	FY14 City Manager Proposed	Dollar Change	Percent Change
1000.1.130.41530.4213.00000.00.000	Legal-Life Insurance	\$213.84	\$250.00	\$258.00	\$258.00	\$8.00	3.20
	Column: [FY14CityManagerProposed]	Budget	FTE	Position Desc.			
	Description: Life Premiums to LGC HealthTrust	\$258.00					
	Column Total:	\$258.00					
1000.1.130.41530.4214.00000.00.000	Legal - Disability Insurance	\$669.24	\$696.00	\$716.00	\$716.00	\$20.00	2.87
	Column: [FY14CityManagerProposed]	Budget	FTE	Position Desc.			
	Description: Disability Premiums	\$716.00					
	Column Total:	\$716.00					
1000.1.130.41530.4220.00000.00.000	Legal-FICA	\$8,831.66	\$8,869.00	\$9,164.00	\$9,164.00	\$295.00	3.33
	Column: [FY14CityManagerProposed]	Budget	FTE	Position Desc.			
	Description: Cost of FICA - 6.2% of Wages	\$9,164.00					
	Column Total:	\$9,164.00					
1000.1.130.41530.4225.00000.00.000	Legal-Medicare	\$2,232.37	\$2,074.00	\$2,143.00	\$2,143.00	\$69.00	3.33
	Column: [FY14CityManagerProposed]	Budget	FTE	Position Desc.			
	Description: Cost of Medicare - 1.45% of wages	\$2,143.00					
	Column Total:	\$2,143.00					
1000.1.130.41530.4230.00000.00.000	Legal-Retirement	\$9,481.18	\$9,213.00	\$11,606.00	\$11,606.00	\$2,393.00	25.97
	Column: [FY14CityManagerProposed]	Budget	FTE	Position Desc.			
	Description: Cost of NH Retirement System payments	\$11,606.00					
	Column Total:	\$11,606.00					
1000.1.130.41530.4240.00000.00.000	Legal-Staff Development	\$549.29	\$1,000.00	\$1,000.00	\$1,000.00	\$0.00	0.00
	Column: [FY14CityManagerProposed]	Budget	FTE	Position Desc.			
	Description: Bar Association & Miscellaneous	\$1,000.00					
	Column Total:	\$1,000.00					

City of Dover, New Hampshire

General Fund Expenditure Detail Report

Fiscal Year: 2013-2014

Print accounts with zero balance Round to whole dollars Account on new page

From Date: 7/1/2013

To Date: 6/30/2014

Definition: FY14 City Manager Proposed

Account	Description	FY12 Actual	FY13 Adopted Budget	FY14 Department Request	FY14 City Manager Proposed	Dollar Change	Percent Change
1000.1.130.41530.4260.00000.00.000	Legal-Worker's Comp Insuran	\$1,056.96	\$1,057.00	\$333.00	\$333.00	(\$724.00)	(68.50)
Column: [FY14CityManagerProposed]	Budget		FTE	Position Desc.			
Description: Workers Comp allocation of self insur.	\$333.00						
Column Total:	\$333.00						
Budg_Cat: Personal Services - 100	\$176,751.16	\$181,114.00	\$188,920.00	\$188,742.00	\$7,628.00	4.21	
1000.1.130.41530.4334.00000.00.000	Legal-Legal Services	\$7,092.59	\$50,000.00	\$50,000.00	\$50,000.00	\$0.00	0.00
Column: [FY14CityManagerProposed]	Budget		FTE	Position Desc.			
Description: Legal services and opinions	\$50,000.00						
Column Total:	\$50,000.00						
1000.1.130.41530.4339.00000.00.000	Legal - Consulting Services	\$0.00	\$500.00	\$500.00	\$500.00	\$0.00	0.00
Column: [FY14CityManagerProposed]	Budget		FTE	Position Desc.			
Description: Legal - Consulting Services	\$500.00						
Column Total:	\$500.00						
1000.1.130.41530.4341.00000.00.000	Technical Services	\$0.00	\$200.00	\$200.00	\$200.00	\$0.00	0.00
Column: [FY14CityManagerProposed]	Budget		FTE	Position Desc.			
Description: Technical Services	\$200.00						
Column Total:	\$200.00						
1000.1.130.41530.4435.00000.00.000	Legal-Maint Chrgs - Office Eq	\$868.76	\$869.00	\$1,551.00	\$1,551.00	\$682.00	78.48
Column: [FY14CityManagerProposed]	Budget		FTE	Position Desc.			
Description: Division Share of DoverNet Support	\$869.00						
Description: Division Share PC Maintenance	\$382.00						
Description: Office 2010	\$300.00						
Column Total:	\$1,551.00						

City of Dover, New Hampshire

General Fund Expenditure Detail Report

Fiscal Year: 2013-2014

Print accounts with zero balance Round to whole dollars Account on new page

From Date: 7/1/2013

To Date: 6/30/2014

Definition: FY14 City Manager Proposed

Account	Description	FY12 Actual	FY13 Adopted Budget	FY14 Department Request	FY14 City Manager Proposed	Dollar Change	Percent Change
1000.1.130.41530.4524.00000.00.000	Legal-Public Liab Insurance	\$1,160.20	\$1,160.00	\$1,161.00	\$1,161.00	\$1.00	0.09
	Column: [FY14CityManagerProposed]	Budget	FTE	Position Desc.			
	Description: Cost of LGC Public Liability Insur	\$1,161.00					
	Column Total:	\$1,161.00					
1000.1.130.41530.4531.00000.00.000	Telecommunications	\$2,848.95	\$2,750.00	\$2,750.00	\$2,750.00	\$0.00	0.00
	Column: [FY14CityManagerProposed]	Budget	FTE	Position Desc.			
	Description: Services/equipment for voice, fax, data, wireless	\$2,750.00					
	Column Total:	\$2,750.00					
1000.1.130.41530.4534.00000.00.000	Legal-Postage	\$792.79	\$500.00	\$500.00	\$500.00	\$0.00	0.00
	Column: [FY14CityManagerProposed]	Budget	FTE	Position Desc.			
	Description: Correspondence, express and parcel	\$500.00					
	Column Total:	\$500.00					
1000.1.130.41530.4550.00000.00.000	Legal - Printing & Binding	\$0.00	\$500.00	\$500.00	\$500.00	\$0.00	0.00
	Column: [FY14CityManagerProposed]	Budget	FTE	Position Desc.			
	Description: Printing Services	\$500.00					
	Column Total:	\$500.00					
1000.1.130.41530.4580.00000.00.000	Legal-Travel Expense	\$123.77	\$200.00	\$200.00	\$200.00	\$0.00	0.00
	Column: [FY14CityManagerProposed]	Budget	FTE	Position Desc.			
	Description: Travel Expenses	\$200.00					
	Column Total:	\$200.00					
Budg_Cat: Purchased Services - 300		\$12,887.06	\$56,679.00	\$57,362.00	\$57,362.00	\$683.00	1.21

City of Dover, New Hampshire

General Fund Expenditure Detail Report

Fiscal Year: 2013-2014

Print accounts with zero balance Round to whole dollars Account on new page

From Date: 7/1/2013

To Date: 6/30/2014

Definition: FY14 City Manager Proposed

Account	Description	FY12 Actual	FY13 Adopted Budget	FY14 Department Request	FY14 City Manager Proposed	Dollar Change	Percent Change
1000.1.130.41530.4611.00000.00.000	Legal-Office Supplies	\$814.71	\$2,000.00	\$2,000.00	\$2,000.00	\$0.00	0.00
	Column: [FY14CityManagerProposed]	Budget	FTE	Position Desc.			
	Description: Office Supplies	\$2,000.00					
	Column Total:	\$2,000.00					
1000.1.130.41530.4612.00000.00.000	Legal - Operating Supplies	\$203.88	\$300.00	\$300.00	\$300.00	\$0.00	0.00
	Column: [FY14CityManagerProposed]	Budget	FTE	Position Desc.			
	Description: Printer & Scanner Supplies	\$300.00					
	Column Total:	\$300.00					
1000.1.130.41530.4640.00000.00.000	Legal-Books & Publications	\$1,283.80	\$2,000.00	\$2,000.00	\$2,000.00	\$0.00	0.00
	Column: [FY14CityManagerProposed]	Budget	FTE	Position Desc.			
	Description: Law Books, Publications and Updates	\$2,000.00					
	Column Total:	\$2,000.00					
Budg_Cat: Supplies - 600		\$2,302.39	\$4,300.00	\$4,300.00	\$4,300.00	\$0.00	0.00
1000.1.130.41530.4810.00000.00.000	Legal - Membership Dues	\$750.00	\$850.00	\$850.00	\$850.00	\$0.00	0.00
	Column: [FY14CityManagerProposed]	Budget	FTE	Position Desc.			
	Description: Membership dues	\$850.00					
	Column Total:	\$850.00					
1000.1.130.41530.4819.00000.00.000	Legal - Fees & Charges	\$896.62	\$1,500.00	\$2,000.00	\$2,000.00	\$500.00	33.33
	Column: [FY14CityManagerProposed]	Budget	FTE	Position Desc.			
	Description: Legal - Filing & Service Fees	\$2,000.00					
	Column Total:	\$2,000.00					
Budg_Cat: Other Expenses - 800		\$1,646.62	\$2,350.00	\$2,850.00	\$2,850.00	\$500.00	21.28
Func: City Attorney - 41530		\$193,587.23	\$244,443.00	\$253,432.00	\$253,254.00	\$8,811.00	3.60

EXECUTIVE

Division: Economic Development

Function 46510

Mission Statement:

- It is the mission of the Dover Business and Industrial Development Authority to add wealth to the community through the retention and expansion of existing businesses, the attraction of new businesses, the enhancement of tourism, and the growth of quality jobs and tax ratables while preserving the quality of place and life of the City of Dover.

Major Services/Responsibilities:

- Encourage local economic development and growth by interacting with local firms on issues pertinent to their continued success
- Recruitment of new businesses and industry
- Connect school and college training with local industry needs

Key Fiscal Year Objectives:

- Strengthen the cooperative and coordinated partnership with the Dover Business and Industrial Development Authority in establishing a renewed economic development effort.
- Continue and enhance the communication between existing businesses and the City of Dover so that the City understands and can address the needs of our business community.
- Increase public and market awareness of Dover, related economic growth opportunities and capabilities.
- Ensure successful progress towards development of Dover's waterfront area, mill occupancy enhancement, and infill projects on City parking lots.
- Add a college/industry bridge to the school/business connect program.

Performance Measures:

Description	FY12 Act	FY13 Est	FY14 Est
Internal Contacts – assisting Dover businesses regarding various topics	78	75	77
External Contacts - businesses looking to relocate expand via mail, phone, email	163	167	170

City of Dover, New Hampshire

General Fund Expenditure Detail Report

Fiscal Year: 2013-2014

Print accounts with zero balance Round to whole dollars Account on new page

From Date: 7/1/2013

To Date: 6/30/2014

Definition: FY14 City Manager Proposed

Account	Description	FY12 Actual	FY13 Adopted Budget	FY14 Department Request	FY14 City Manager Proposed	Dollar Change	Percent Change
1000.1.130.46510.4915.00000.00.000	Business Assistance - Transfe	\$130,000.00	\$130,000.00	\$130,000.00	\$130,000.00	\$0.00	0.00
Column: [FY14CityManagerProposed]		Budget	FTE	Position Desc.			
Description: DBIDA Economic Development Services		\$130,000.00		Contractual Amo			
Column Total:		\$130,000.00					
Budg_Cat:	Operating Transfers Out - 910	\$130,000.00	\$130,000.00	\$130,000.00	\$130,000.00	\$0.00	0.00
Func:	Business Assistance - 46510	\$130,000.00	\$130,000.00	\$130,000.00	\$130,000.00	\$0.00	0.00

FINANCE

TAB 7

FINANCE

TAB 7

FINANCE

Division: Finance and Accounting

Function 41511

Mission Statement:

Handle the financial resources of the City in a safe, fair, accurate, efficient and professional manner to meet all areas of responsibilities, including compliance with Federal, State and local laws and generally accepted accounting principals, and to timely report the financial position and performance of the City to the City Council, management, debt underwriters and rating agencies.

Major Services/Responsibilities:

- Cash management
- Financial projections
- Electronic transfer of funds
- Debt financing
- Annual budget preparation and control
- Tax and utility rate setting
- Compliance to generally accepted accounting principles
- Preparation of financial statements
- Preparation of Federal, State and misc. reports and surveys
- Capital Improvements Program preparation
- Trust Fund Administration
- Preparation of bid solicitations, analysis and resolutions
- Contract Processing
- Audit and processing of accounts payable, payroll and cash receipts
- Accounting accruals
- Assist independent auditors
- Account and bank reconciliations
- Reconciliation of receivable subledgers accounts to general ledger
- Research and analysis
- Property-Liability Claims Management

Key Fiscal Year Objectives:

- Expansion of use of electronic imaging and record retention.
- Disseminate financial information through the City's website to include Transparent Dover, Channel 22 and additional print media.
- Finalize implementation of accounting software upgrades.

Performance Measures:

Description	FY12 Actual	FY13 Estimate	FY14 Estimate
Average Daily Cash Balance (includes major bond issue)	\$25 m	\$25 m	\$25 m
Purchase Requisitions handled	1,292	1,390	1,400
Competitive Bids solicited	89	95	99
Formal Quotes solicited	31	32	38
Purchase Orders issued (including Field POs)	8,990	9,900	10,000
Separate funds administered	197	200	205
General Ledger Accounts Administered (Including School)	19,611	20,000	20,500
General Ledger transactions processed	139,600	139,600	139,000
Batches processed	6,150	6,150	6,000
Electronic Funds Transfers initiated	\$54.4m	\$55m	\$57m
Accounts Payable vouchers processed	24,058	25,000	25,000
Accounts Payable disbursements	\$30m	\$31m	\$32m
Employees paid (Including School)	1,523	1,516	1,520
Payroll Disbursements (Including School)	\$42.3m	\$42.2m	\$43.3m
Total checks reconciled (Including School)	19,818	19,900	20,000

City of Dover, New Hampshire

General Fund Expenditure Detail Report

Fiscal Year: 2013-2014

Print accounts with zero balance Round to whole dollars Account on new page

From Date: 7/1/2013

To Date: 6/30/2014

Definition: FY14 City Manager Proposed

Account	Description	FY12 Actual	FY13 Adopted Budget	FY14 Department Request	FY14 City Manager Proposed	Dollar Change	Percent Change
---------	-------------	-------------	---------------------	-------------------------	----------------------------	---------------	----------------

1000.1.150.41511.4110.00000.00.000	Finance-Regular Salaried Empl	\$282,588.76	\$300,329.00	\$308,074.00	\$308,074.00	\$7,745.00	2.58
------------------------------------	-------------------------------	--------------	--------------	--------------	--------------	------------	------

Column: [FY14CityManagerProposed]	Budget	FTE	Position Desc.
Description: 457 Incentive Plan	\$520.00		
Description: Labonte, Julie M	\$52,366.00	1.0000	Treasurer
Description: Legere, Ann M	\$71,489.00	1.0000	Purchasing Agen
Description: Lynch, Daniel R	\$103,121.00	1.0000	Director of Fin
Description: Madden, Kevin J	\$80,578.00	1.0000	Accountant II
Column Total:	\$308,074.00		

1000.1.150.41511.4115.00000.00.000	Finance-Regular Hourly Empl	\$157,309.19	\$163,440.00	\$165,516.00	\$165,516.00	\$2,076.00	1.27
------------------------------------	-----------------------------	--------------	--------------	--------------	--------------	------------	------

Column: [FY14CityManagerProposed]	Budget	FTE	Position Desc.
Description: 457 Incentive Plan	\$1,196.00		
Description: Groulx, Dorothy J	\$46,504.00	0.9250	Accountant I
Description: Nunan, Kimberly J	\$35,158.00	0.9250	Secretary II
Description: Treadwell, Cynthia L	\$37,977.00	0.9250	Bookkeeper
Description: Tsouramanis, Jean M	\$44,681.00	1.0000	Payroll Benefit
Column Total:	\$165,516.00		

1000.1.150.41511.4170.00000.00.000	Finance-Longevity Pay	\$3,600.00	\$4,000.00	\$4,400.00	\$4,400.00	\$400.00	10.00
------------------------------------	-----------------------	------------	------------	------------	------------	----------	-------

Column: [FY14CityManagerProposed]	Budget	FTE	Position Desc.
Description: 1 @ 15-20 Years	\$1,200.00		\$1,200 each
Description: 2 @ 10-14 Years	\$1,600.00		\$800 each
Description: 4 @ 5-9 Years	\$1,600.00		\$400 each
Column Total:	\$4,400.00		

City of Dover, New Hampshire

General Fund Expenditure Detail Report

Fiscal Year: 2013-2014

Print accounts with zero balance Round to whole dollars Account on new page

From Date: 7/1/2013

To Date: 6/30/2014

Definition: FY14 City Manager Proposed

Account	Description	FY12 Actual	FY13 Adopted Budget	FY14 Department Request	FY14 City Manager Proposed	Dollar Change	Percent Change
1000.1.150.41511.4211.00000.00.000	Finance-Health Insurance	\$124,398.91	\$134,137.00	\$142,556.00	\$140,923.00	\$6,786.00	5.06
	Column: [FY14CityManagerProposed]	Budget	FTE	Position Desc.			
	Description: Medical Premiums to LGC HealthTrust	\$142,556.00					
	Description: z CM Reduction - Savings Actual Rate vs GMR	(\$1,633.00)					
	Column Total:	\$140,923.00					
1000.1.150.41511.4212.00000.00.000	Finance-Dental Insurance	\$5,840.51	\$4,744.00	\$4,800.00	\$4,800.00	\$56.00	1.18
	Column: [FY14CityManagerProposed]	Budget	FTE	Position Desc.			
	Description: Dental Premiums to LGC HealthTrust	\$4,800.00					
	Column Total:	\$4,800.00					
1000.1.150.41511.4213.00000.00.000	Finance-Life Insurance	\$1,139.03	\$1,107.00	\$1,132.00	\$1,132.00	\$25.00	2.26
	Column: [FY14CityManagerProposed]	Budget	FTE	Position Desc.			
	Description: Life Premiums to LGC HealthTrust	\$1,132.00					
	Column Total:	\$1,132.00					
1000.1.150.41511.4214.00000.00.000	Finance-Disability Insurance	\$656.78	\$670.00	\$688.00	\$688.00	\$18.00	2.69
	Column: [FY14CityManagerProposed]	Budget	FTE	Position Desc.			
	Description: Disability Premiums	\$688.00					
	Column Total:	\$688.00					
1000.1.150.41511.4220.00000.00.000	Finance-FICA	\$26,897.84	\$26,740.00	\$27,371.00	\$27,371.00	\$631.00	2.36
	Column: [FY14CityManagerProposed]	Budget	FTE	Position Desc.			
	Description: Cost of FICA - 6.2% of Wages	\$27,371.00					
	Column Total:	\$27,371.00					
1000.1.150.41511.4225.00000.00.000	Finance-Medicare	\$6,290.57	\$6,254.00	\$6,401.00	\$6,401.00	\$147.00	2.35
	Column: [FY14CityManagerProposed]	Budget	FTE	Position Desc.			
	Description: Cost of Medicare - 1.45% of wages	\$6,401.00					
	Column Total:	\$6,401.00					

City of Dover, New Hampshire

General Fund Expenditure Detail Report

Fiscal Year: 2013-2014

Print accounts with zero balance Round to whole dollars Account on new page

From Date: 7/1/2013

To Date: 6/30/2014

Definition: FY14 City Manager Proposed

Account	Description	FY12 Actual	FY13 Adopted Budget	FY14 Department Request	FY14 City Manager Proposed	Dollar Change	Percent Change
1000.1.150.41511.4230.00000.00.000	Finance-Retirement	\$39,532.76	\$41,072.00	\$51,480.00	\$51,480.00	\$10,408.00	25.34
	Column: [FY14CityManagerProposed]	Budget	FTE	Position Desc.			
	Description: Cost of NH Retirement System payments	\$51,480.00					
	Column Total:	\$51,480.00					
1000.1.150.41511.4240.00000.00.000	Finance-Staff Development	\$1,163.00	\$1,575.00	\$1,575.00	\$1,575.00	\$0.00	0.00
	Column: [FY14CityManagerProposed]	Budget	FTE	Position Desc.			
	Description: LGC Annual Conf Registration Fee	\$100.00					
	Description: NESGFOA Annual Conf Reg Fee	\$300.00					
	Description: NGIP Annual Conference	\$975.00					
	Description: NHGFOA Annual Conf Regist Fee	\$200.00					
	Column Total:	\$1,575.00					
1000.1.150.41511.4260.00000.00.000	Finance-Worker's Comp Insur	\$201.96	\$202.00	\$797.00	\$797.00	\$595.00	294.55
	Column: [FY14CityManagerProposed]	Budget	FTE	Position Desc.			
	Description: Workers Comp allocation of self insurance	\$797.00					
	Column Total:	\$797.00					
1000.1.150.41511.4290.00000.00.000	Finance-FSA Fees	\$342.00	\$330.00	\$432.00	\$432.00	\$102.00	30.91
	Column: [FY14CityManagerProposed]	Budget	FTE	Position Desc.			
	Description: Admin fees - Flexible Spending Accts	\$432.00					
	Column Total:	\$432.00					
Budg_Cat: Personal Services - 100		\$649,961.31	\$684,600.00	\$715,222.00	\$713,589.00	\$28,989.00	4.23
1000.1.150.41511.4336.00000.00.000	Finance-Medical Services	\$101.00	\$0.00	\$0.00	\$0.00	\$0.00	0.00
1000.1.150.41511.4341.00000.00.000	Finance-Technical Services	\$1,784.50	\$0.00	\$0.00	\$0.00	\$0.00	0.00

City of Dover, New Hampshire

General Fund Expenditure Detail Report

Fiscal Year: 2013-2014

Print accounts with zero balance Round to whole dollars Account on new page

From Date: 7/1/2013

To Date: 6/30/2014

Definition: FY14 City Manager Proposed

Account	Description	FY12 Actual	FY13 Adopted Budget	FY14 Department Request	FY14 City Manager Proposed	Dollar Change	Percent Change
1000.1.150.41511.4435.00000.00.000	Finance-Maint Chrgs - Office I	\$29,966.96	\$31,518.00	\$34,549.00	\$34,549.00	\$3,031.00	9.62
	Column: [FY14CityManagerProposed]	Budget	FTE	Position Desc.			
	Description: Division Share of DoverNet support	\$3,569.00					
	Description: Division Share of PC Maintenance	\$1,701.00					
	Description: Finance legacy system maintenance	\$1,229.00					
	Description: Financial Management Software Support	\$27,930.00					
	Description: Typewriter Annual Maintenance	\$120.00					
	Column Total:	\$34,549.00					
1000.1.150.41511.4443.00000.00.000	Finance - Rental of Equipmen	\$208.50	\$108.00	\$960.00	\$960.00	\$852.00	788.89
	Column: [FY14CityManagerProposed]	Budget	FTE	Position Desc.			
	Description: Copier Scanner Printer 12 mo. @ \$80 each	\$960.00					
	Column Total:	\$960.00					
1000.1.150.41511.4524.00000.00.000	Finance-Public Liab Insurance	\$3,098.62	\$3,099.00	\$3,099.00	\$3,099.00	\$0.00	0.00
	Column: [FY14CityManagerProposed]	Budget	FTE	Position Desc.			
	Description: Cost of LGC Public Liability Insur	\$3,099.00					
	Column Total:	\$3,099.00					
1000.1.150.41511.4531.00000.00.000	Telecommunications	\$5,519.70	\$4,000.00	\$4,000.00	\$4,000.00	\$0.00	0.00
	Column: [FY14CityManagerProposed]	Budget	FTE	Position Desc.			
	Description: Services/equipment for voice, fax, data, wireless	\$4,000.00					
	Column Total:	\$4,000.00					

City of Dover, New Hampshire

General Fund Expenditure Detail Report

Fiscal Year: 2013-2014

Print accounts with zero balance Round to whole dollars Account on new page

From Date: 7/1/2013

To Date: 6/30/2014

Definition: FY14 City Manager Proposed

Account	Description	FY12 Actual	FY13 Adopted Budget	FY14 Department Request	FY14 City Manager Proposed	Dollar Change	Percent Change
1000.1.150.41511.4534.00000.00.000	Finance-Postage	\$2,038.14	\$7,342.00	\$5,638.00	\$5,638.00	(\$1,704.00)	(23.21)
Column: [FY14CityManagerProposed]		Budget	FTE	Position Desc.			
	Description: 1099 Information returns 375 EA \$0.46	\$173.00					
	Description: Bad check notifications-Rest/Certifd 150 EA \$6.57	\$986.00					
	Description: Bid Invitations 750 EA \$0.87	\$1,392.00					
	Description: FedEx Stnd Overnight services 6 EA \$18	\$108.00					
	Description: General Correspondence 600 EA \$0.46	\$276.00					
	Description: Monthly statements 100 EA \$0.46	\$46.00					
	Description: Reg & Field POs 540 EA \$0.46	\$248.00					
	Description: Special mailings 100 EA \$0.63	\$63.00					
	Description: Vendor Payments 5,000 EA \$0.46	\$2,300.00					
	Description: W-9 verifications 100 EA \$0.46	\$46.00					
	Column Total:	\$5,638.00					
1000.1.150.41511.4540.00000.00.000	Finance-Advertising	\$5,272.75	\$5,966.00	\$5,966.00	\$5,966.00	\$0.00	0.00
Column: [FY14CityManagerProposed]		Budget	FTE	Position Desc.			
	Description: Auction Legal Notice 1 EA \$200	\$200.00					
	Description: Bid solicitations 93 EA \$62	\$5,766.00					
	Column Total:	\$5,966.00					
1000.1.150.41511.4550.00000.00.000	Finance-Printing And Binding	\$0.00	\$925.00	\$925.00	\$925.00	\$0.00	0.00
Column: [FY14CityManagerProposed]		Budget	FTE	Position Desc.			
	Description: Citys Fiscal Year Budget 37 EA \$25	\$925.00					
	Column Total:	\$925.00					

City of Dover, New Hampshire

General Fund Expenditure Detail Report

Fiscal Year: 2013-2014

Print accounts with zero balance Round to whole dollars Account on new page

From Date: 7/1/2013

To Date: 6/30/2014

Definition: FY14 City Manager Proposed

Account	Description	FY12 Actual	FY13 Adopted Budget	FY14 Department Request	FY14 City Manager Proposed	Dollar Change	Percent Change
1000.1.150.41511.4580.00000.00.000	Finance-Travel Expense	\$1,702.82	\$750.00	\$750.00	\$750.00	\$0.00	0.00
	Column: [FY14CityManagerProposed]	Budget	FTE	Position Desc.			
	Description: Travel expenses for seminars, conferences	\$750.00					
	Column Total:	\$750.00					
Budg_Cat: Purchased Services - 300		\$49,692.99	\$53,708.00	\$55,887.00	\$55,887.00	\$2,179.00	4.06
1000.1.150.41511.4611.00000.00.000	Finance-Office Supplies	\$4,865.62	\$5,524.00	\$5,524.00	\$5,524.00	\$0.00	0.00
	Column: [FY14CityManagerProposed]	Budget	FTE	Position Desc.			
	Description: Binders for Council Budget Copies 15 EA \$8.75	\$131.00					
	Description: Binding materials for reports 270 EA \$.65	\$176.00					
	Description: Copies Comp Annl Fin Rpt (25 copies) 4,000 EA \$.06	\$240.00					
	Description: Copies for bids 53,000 EA \$.06	\$3,180.00					
	Description: Copies of Budget Sum (25 copies) 2,500 EA \$.06	\$150.00					
	Description: Copies of Cap Imp. Bgt. (30 copies) 3,900 EA \$.06	\$234.00					
	Description: Duplexer 1 EA \$250	\$250.00					
	Description: Fee Schedule (25 copies) 1,000 EA \$.06	\$60.00					
	Description: File Folders 10 BX \$14 ea	\$140.00					
	Description: Micro Toner 3 ea @ \$290	\$870.00					
	Description: Paper 3 CS \$31.10	\$93.00					
	Column Total:	\$5,524.00					

City of Dover, New Hampshire

General Fund Expenditure Detail Report

Fiscal Year: 2013-2014

Print accounts with zero balance Round to whole dollars Account on new page

From Date: 7/1/2013

To Date: 6/30/2014

Definition: FY14 City Manager Proposed

Account	Description	FY12 Actual	FY13 Adopted Budget	FY14 Department Request	FY14 City Manager Proposed	Dollar Change	Percent Change
1000.1.150.41511.4612.00000.00.000	Finance-Operating Supplies	\$4,277.97	\$6,120.00	\$5,774.00	\$5,774.00	(\$346.00)	(5.65)
Column: [FY14CityManagerProposed]		Budget	FTE	Position Desc.			
	Description: 1099 Information Returns	\$200.00					
	Description: Binding Materials 92 EA \$.65	\$60.00					
	Description: Check Stock 24,000 @ \$.23 each	\$558.00					
	Description: Copies - Misc 16,000 EA \$.06	\$960.00					
	Description: Copies of financial reports 27,700 EA @ \$.06	\$1,662.00					
	Description: Copies of invoices to departments 4,700 EA @ \$.10	\$470.00					
	Description: Envelopes 6X9 (4 boxes) 4 EA @ \$20	\$80.00					
	Description: Envelopes 9 X12 (4 boxes) 4 EA @ \$23	\$92.00					
	Description: Laid Buff Paper for report 6 EA @ \$24.6	\$148.00					
	Description: Paper for laser printer 24 CS @ \$31.10	\$746.00					
	Description: Statements 100 EA @ \$.02	\$2.00					
	Description: W-2 Wage Statements	\$310.00					
	Description: Window envelopes for checks 4 CS @ \$50	\$200.00					
	Description: Window Envelopes for Statements 1,300 EA \$.22	\$286.00					
	Column Total:	\$5,774.00					
1000.1.150.41511.4640.00000.00.000	Finance-Books & Publications	\$215.00	\$515.00	\$515.00	\$515.00	\$0.00	0.00
Column: [FY14CityManagerProposed]		Budget	FTE	Position Desc.			
	Description: City & State subscription	\$35.00					
	Description: GASB annual subscription	\$230.00					
	Description: Governmental GAAP Guide	\$250.00					
	Column Total:	\$515.00					
Budg_Cat: Supplies - 600		\$9,358.59	\$12,159.00	\$11,813.00	\$11,813.00	(\$346.00)	(2.85)

City of Dover, New Hampshire

General Fund Expenditure Detail Report

Fiscal Year: 2013-2014

Print accounts with zero balance Round to whole dollars Account on new page

From Date: 7/1/2013

To Date: 6/30/2014

Definition: FY14 City Manager Proposed

Account	Description	FY12 Actual	FY13 Adopted Budget	FY14 Department Request	FY14 City Manager Proposed	Dollar Change	Percent Change
1000.1.150.41511.4745.00000.00.000	Finance - Computers & Comm	\$321.60	\$0.00	\$0.00	\$0.00	\$0.00	0.00
Budg_Cat:	Capital Outlay - 700	\$321.60	\$0.00	\$0.00	\$0.00	\$0.00	0.00
1000.1.150.41511.4810.00000.00.000	Finance-Membership Dues	\$1,100.00	\$1,145.00	\$1,145.00	\$1,145.00	\$0.00	0.00
Column:	[FY14CityManagerProposed]	Budget	FTE	Position Desc.			
Description:	GFOA CAFR Filing Fee 1 @ \$580	\$580.00					
Description:	Government Fin Officers Association 1 @ \$230	\$230.00					
Description:	National Institute of Govt Purchasing 1 @ \$200	\$200.00					
Description:	NE GFOA 2 @ \$10 ea	\$20.00					
Description:	NH GFOA 2 @ \$35 ea	\$70.00					
Description:	NH LOGIN 3 @ \$15 ea	\$45.00					
Column Total:		\$1,145.00					
1000.1.150.41511.4819.00000.00.000	Finance - Fees & Charges	\$52.35	\$0.00	\$0.00	\$0.00	\$0.00	0.00
Budg_Cat:	Other Expenses - 800	\$1,152.35	\$1,145.00	\$1,145.00	\$1,145.00	\$0.00	0.00
Func:	Finance - 41511	\$710,486.84	\$751,612.00	\$784,067.00	\$782,434.00	\$30,822.00	4.10

This page intentionally left blank.

FINANCE

Division: Tax Assessment

Function 41513

Mission Statement:

To increase the quantity and quality of professional appraisal and assessment services to the taxpayers and the public at large, through the application of advanced technology and modern management practices. To ensure equity and fairness in assessments each year, and to do this in a cost-effective manner.

Major Services/Responsibilities:

- Annual assessment of properties at market value
- Administration of tax exemptions and credits
- Field inspection of all properties -> property inspections on a cyclical basis
- Field appraisal reviews
- Valuation of new building construction and subdivisions/mergers
- Maintain CAMA database (property database)
- Process and resolve abatement applications
- Represent the City at the Board of Tax and Land Appeals and Superior Court
- Administer timber cutting and excavation permits and tax
- Administer current use assessments and land use change tax
- Preparation of reports to the State
- 5- Year re-certification process

Key Fiscal Year Objectives:

- Continue annual assessment changes to maintain consistency with market value

Performance Measures:

Description	FY12/TY11 Actual	FY13/TY12 Actual / Est	FY14/TY13 Estimate
Assessment to Market Ratio	98%	99%(est)	100%
Coefficient of Dispersion (measure of equity)	7.1%	9.5% (est)	7.5%
Taxable parcels	9,899	9,950	10,000
# Parcels related to abatement applications filed	81	90 (est)	150
% of abatement appl. parcels to taxable parcels	0.8%	.9%	1.5%
Elderly, disabled, deaf and blind exemptions	343	334	350
Tax credits - Veterans	1,224	1,205	1,225
Property transfers (estimated FY12 & FY13)	742	750 (est)	750
Number of inspections of taxable parcels (per EQ year)	1,978	1,522	2,000
Percent of taxable parcels inspected	20%	15.3%	20%

City of Dover, New Hampshire

General Fund Expenditure Detail Report

Fiscal Year: 2013-2014

Print accounts with zero balance Round to whole dollars Account on new page

From Date: 7/1/2013

To Date: 6/30/2014

Definition: FY14 City Manager Proposed

Account	Description	FY12 Actual	FY13 Adopted Budget	FY14 Department Request	FY14 City Manager Proposed	Dollar Change	Percent Change
1000.1.150.41513.4115.00000.00.000	Tax Assessment-Regular Hou	\$142,912.04	\$146,517.00	\$146,908.00	\$146,908.00	\$391.00	0.27
	Column: [FY14CityManagerProposed]	Budget	FTE	Position Desc.			
	Description: 457 Incentive Plan	\$901.00	1.0000				
	Description: Frankie, Jane B	\$39,921.00	1.0000	Account Clerk I			
	Description: Langley, Donna L	\$65,435.00	1.0000	Assistant Tax A			
	Description: Vermette, Claire I	\$40,651.00	1.0000	Account Clerk I			
	Column Total:	\$146,908.00					
1000.1.150.41513.4170.00000.00.000	Tax Assessment - Longevity F	\$1,200.00	\$2,400.00	\$2,400.00	\$2,400.00	\$0.00	0.00
	Column: [FY14CityManagerProposed]	Budget	FTE	Position Desc.			
	Description: 3 @ 10-14 Years	\$2,400.00		\$800 each			
	Column Total:	\$2,400.00					
1000.1.150.41513.4211.00000.00.000	Tax Assessment-Health Insur:	\$44,930.99	\$48,656.00	\$47,664.00	\$47,118.00	(\$1,538.00)	(3.16)
	Column: [FY14CityManagerProposed]	Budget	FTE	Position Desc.			
	Description: Medical Premiums to LGC HealthTrust	\$47,664.00					
	Description: z CM Reduction - Savings Actual Rate vs GMR	(\$546.00)					
	Column Total:	\$47,118.00					
1000.1.150.41513.4212.00000.00.000	Tax Assessment-Dental Insur:	\$2,296.38	\$1,822.00	\$1,843.00	\$1,843.00	\$21.00	1.15
	Column: [FY14CityManagerProposed]	Budget	FTE	Position Desc.			
	Description: Dental Premiums to LGC HealthTrust	\$1,843.00					
	Column Total:	\$1,843.00					
1000.1.150.41513.4213.00000.00.000	Tax Assessment-Life Insuranc	\$306.18	\$349.00	\$350.00	\$350.00	\$1.00	0.29
	Column: [FY14CityManagerProposed]	Budget	FTE	Position Desc.			
	Description: Life Premiums to LGC HealthTrust	\$350.00					
	Column Total:	\$350.00					

City of Dover, New Hampshire

General Fund Expenditure Detail Report

Fiscal Year: 2013-2014

Print accounts with zero balance Round to whole dollars Account on new page

From Date: 7/1/2013

To Date: 6/30/2014

Definition: FY14 City Manager Proposed

Account	Description	FY12 Actual	FY13 Adopted Budget	FY14 Department Request	FY14 City Manager Proposed	Dollar Change	Percent Change
1000.1.150.41513.4220.00000.00.000	Tax Assessment-FICA	\$9,918.00	\$8,735.00	\$8,720.00	\$8,720.00	(\$15.00)	(0.17)
	Column: [FY14CityManagerProposed]	Budget	FTE	Position Desc.			
	Description: Cost of FICA - 6.2% of Wages	\$8,720.00					
	Column Total:	\$8,720.00					
1000.1.150.41513.4225.00000.00.000	Tax Assessment-Medicare	\$2,319.92	\$2,043.00	\$2,039.00	\$2,039.00	(\$4.00)	(0.20)
	Column: [FY14CityManagerProposed]	Budget	FTE	Position Desc.			
	Description: Cost of Medicare - 1.45% of wages	\$2,039.00					
	Column Total:	\$2,039.00					
1000.1.150.41513.4230.00000.00.000	Tax Assessment-Retirement	\$12,871.15	\$13,105.00	\$16,080.00	\$16,080.00	\$2,975.00	22.70
	Column: [FY14CityManagerProposed]	Budget	FTE	Position Desc.			
	Description: Cost of NH Retirement System payments	\$16,080.00					
	Column Total:	\$16,080.00					
1000.1.150.41513.4240.00000.00.000	Tax Assessment-Staff Develo	\$90.00	\$2,018.00	\$2,018.00	\$2,018.00	\$0.00	0.00
	Column: [FY14CityManagerProposed]	Budget	FTE	Position Desc.			
	Description: AI or IAAO Courses 3 EA \$500	\$1,500.00					
	Description: IAAO Conference 1 EA \$500	\$500.00					
	Description: NHMA Conference 2 EA \$90	\$18.00					
	Column Total:	\$2,018.00					
1000.1.150.41513.4260.00000.00.000	Tax Assessment-Worker's Co	\$531.96	\$532.00	\$350.00	\$350.00	(\$182.00)	(34.21)
	Column: [FY14CityManagerProposed]	Budget	FTE	Position Desc.			
	Description: Workers Comp allocation of self insurance	\$350.00					
	Column Total:	\$350.00					

City of Dover, New Hampshire

General Fund Expenditure Detail Report

Fiscal Year: 2013-2014

Print accounts with zero balance Round to whole dollars Account on new page

From Date: 7/1/2013

To Date: 6/30/2014

Definition: FY14 City Manager Proposed

Account	Description	FY12 Actual	FY13 Adopted Budget	FY14 Department Request	FY14 City Manager Proposed	Dollar Change	Percent Change
1000.1.150.41513.4290.00000.00.000	Tax Assessment-FSA Fees	\$54.00	\$66.00	\$75.00	\$75.00	\$9.00	13.64
	Column: [FY14CityManagerProposed]	Budget	FTE	Position Desc.			
	Description: Admin fees - Flexible Spending Accts	\$75.00					
	Column Total:	\$75.00					
Budg_Cat: Personal Services - 100		\$217,430.62	\$226,243.00	\$228,447.00	\$227,901.00	\$1,658.00	0.73
1000.1.150.41513.4312.00000.00.000	Tax Assessment-Managemen	\$135,814.93	\$132,500.00	\$135,200.00	\$135,200.00	\$2,700.00	2.04
	Column: [FY14CityManagerProposed]	Budget	FTE	Position Desc.			
	Description: Contract Assessing Services 1 @ \$86,700	\$86,700.00					
	Description: Data Collection 1 @ \$48,500	\$48,500.00					
	Column Total:	\$135,200.00					
1000.1.150.41513.4334.00000.00.000	Tax Assessment - Legal Servi	\$371.20	\$8,000.00	\$8,000.00	\$8,000.00	\$0.00	0.00
	Column: [FY14CityManagerProposed]	Budget	FTE	Position Desc.			
	Description: Legal Services	\$8,000.00					
	Column Total:	\$8,000.00					
1000.1.150.41513.4341.00000.00.000	Tax Assessment - Technical S	\$470.93	\$759.00	\$1,759.00	\$1,759.00	\$1,000.00	131.75
	Column: [FY14CityManagerProposed]	Budget	FTE	Position Desc.			
	Description: Mailing Notifications Changed Assessments	\$606.00					
	Description: Mailing Release & Rent Verification notices	\$153.00					
	Description: Map Geo property photos and building scketches	\$1,000.00					
	Column Total:	\$1,759.00					

City of Dover, New Hampshire

General Fund Expenditure Detail Report

Fiscal Year: 2013-2014

Print accounts with zero balance Round to whole dollars Account on new page

From Date: 7/1/2013

To Date: 6/30/2014

Definition: FY14 City Manager Proposed

Account	Description	FY12 Actual	FY13 Adopted Budget	FY14 Department Request	FY14 City Manager Proposed	Dollar Change	Percent Change
1000.1.150.41513.4435.00000.00.000	Tax Assessment-Maint Chrgs	\$11,917.96	\$14,519.00	\$14,365.00	\$14,365.00	(\$154.00)	(1.06)
	Column: [FY14CityManagerProposed]	Budget	FTE	Position Desc.			
	Description: CAMA Software Maintenance	\$8,700.00					
	Description: Division Share of DoverNet support	\$3,159.00					
	Description: Division Share of PC Replacement Costs	\$1,346.00					
	Description: ESRI ArcView User Fee	\$500.00					
	Description: PC Software Upgrades	\$600.00					
	Description: Typewriter Annual Maintenance 1 @ \$60 ea	\$60.00					
	Column Total:	\$14,365.00					
1000.1.150.41513.4522.00000.00.000	Tax Assessment-Vehicle & Ec	\$449.00	\$449.00	\$449.00	\$449.00	\$0.00	0.00
	Column: [FY14CityManagerProposed]	Budget	FTE	Position Desc.			
	Description: Cost of LGC Vehicle Insurance	\$449.00					
	Column Total:	\$449.00					
1000.1.150.41513.4524.00000.00.000	Tax Assessment-Public Liab I	\$1,215.58	\$1,216.00	\$1,216.00	\$1,216.00	\$0.00	0.00
	Column: [FY14CityManagerProposed]	Budget	FTE	Position Desc.			
	Description: Cost of LGC Public Liability Insurance	\$1,216.00					
	Column Total:	\$1,216.00					
1000.1.150.41513.4531.00000.00.000	Telecommunications	\$2,753.18	\$2,400.00	\$2,400.00	\$2,400.00	\$0.00	0.00
	Column: [FY14CityManagerProposed]	Budget	FTE	Position Desc.			
	Description: Services/equipment for voice, fax, data, wireless	\$2,400.00					
	Column Total:	\$2,400.00					

City of Dover, New Hampshire

General Fund Expenditure Detail Report

Fiscal Year: 2013-2014

Print accounts with zero balance Round to whole dollars Account on new page

From Date: 7/1/2013

To Date: 6/30/2014

Definition: FY14 City Manager Proposed

Account	Description	FY12 Actual	FY13 Adopted Budget	FY14 Department Request	FY14 City Manager Proposed	Dollar Change	Percent Change
1000.1.150.41513.4534.00000.00.000	Tax Assessment-Postage	\$3,555.44	\$6,979.00	\$7,110.00	\$7,110.00	\$131.00	1.88
Column: [FY14CityManagerProposed]		Budget	FTE	Position Desc.			
	Description: Abatement Notifications 250 @ \$.46 ea	\$115.00					
	Description: Call Back Correspondence 1,000 @ \$.46 ea	\$460.00					
	Description: Charitable Exemptions Forms 100 @ \$.46 ea	\$46.00					
	Description: Cycle Inspection Notices 2,000 @ \$.46 ea	\$920.00					
	Description: General Correspondence 1500 @ \$.46 ea	\$690.00					
	Description: Inc & Exp Forms to Commercials 850 @ \$.78 ea	\$663.00					
	Description: New Owner/Sales Verification 1000 @ \$.46 ea	\$460.00					
	Description: Notifications for Changed Assessmnt 10,100 @ \$.34	\$3,434.00					
	Description: Re-mailing of returned Tax Bills 500 @ \$.46 ea	\$230.00					
	Description: Tax Exemption & Credit Applications 200 @ \$.46 ea	\$92.00					
	Column Total:	\$7,110.00					
1000.1.150.41513.4540.00000.00.000	Tax Assessment-Advertising	\$0.00	\$75.00	\$75.00	\$75.00	\$0.00	0.00
Column: [FY14CityManagerProposed]		Budget	FTE	Position Desc.			
	Description: Newspaper ads and legal notices	\$75.00					
	Column Total:	\$75.00					
1000.1.150.41513.4580.00000.00.000	Tax Assessment-Travel Expe	\$0.00	\$1,500.00	\$1,500.00	\$1,500.00	\$0.00	0.00
Column: [FY14CityManagerProposed]		Budget	FTE	Position Desc.			
	Description: Travel expenses for seminars, conferences, mileage	\$1,500.00					
	Column Total:	\$1,500.00					
Budg_Cat: Purchased Services - 300		\$156,548.22	\$168,397.00	\$172,074.00	\$172,074.00	\$3,677.00	2.18

City of Dover, New Hampshire

General Fund Expenditure Detail Report

Fiscal Year: 2013-2014

Print accounts with zero balance Round to whole dollars Account on new page

From Date: 7/1/2013

To Date: 6/30/2014

Definition: FY14 City Manager Proposed

Account	Description	FY12 Actual	FY13 Adopted Budget	FY14 Department Request	FY14 City Manager Proposed	Dollar Change	Percent Change
1000.1.150.41513.4611.00000.00.000.	Tax Assessment-Office Suppl	\$2,708.00	\$5,108.00	\$5,108.00	\$5,108.00	\$0.00	0.00
	Column: [FY14CityManagerProposed]	Budget	FTE	Position Desc.			
	Description: Assessment notice stuffers 10,100 @ \$0.04 ea	\$404.00					
	Description: Copies 33,000 @ \$0.06 ea	\$1,980.00					
	Description: Copies Report of Assessed Val (25) 300 @ \$0.06 ea	\$18.00					
	Description: Envlpes for notification notices 10,100 @ \$0.03 ea	\$303.00					
	Description: Envlpes I&E rspns (850 every oth yr) 850 @ \$0.03 ea	\$26.00					
	Description: Envlpes I&E stuff (850 every oth yr) 850 @ \$0.03 ea	\$26.00					
	Description: HP 1100 Laser Cartridges 4 @ \$45 ea	\$180.00					
	Description: HP 1320 Cartridges 4 @ \$75 ea	\$300.00					
	Description: HP 4000N Laser Cartridges 4 @ \$75 ea	\$300.00					
	Description: I&E stuffers (850 pcs every other year) 85 @ \$0.04	\$34.00					
	Description: Paper, pencils, envelopes, folders	\$1,200.00					
	Description: Tax Bill Info Stuffer 3417 @ \$0.04 ea	\$137.00					
	Description: Tax Map Supplies	\$200.00					
	Column Total:	\$5,108.00					
1000.1.150.41513.4626.00000.00.000.	Tax Assessment-Vehicle Fuel	\$103.94	\$180.00	\$180.00	\$180.00	\$0.00	0.00
	Column: [FY14CityManagerProposed]	Budget	FTE	Position Desc.			
	Description: Vehicle Fuels 52 gallons @ \$3.46	\$180.00					
	Column Total:	\$180.00					

City of Dover, New Hampshire

General Fund Expenditure Detail Report

Fiscal Year: 2013-2014

Print accounts with zero balance Round to whole dollars Account on new page

From Date: 7/1/2013

To Date: 6/30/2014

Definition: FY14 City Manager Proposed

Account	Description	FY12 Actual	FY13 Adopted Budget	FY14 Department Request	FY14 City Manager Proposed	Dollar Change	Percent Change
1000.1.150.41513.4640.00000.00.000	Tax Assessment-Books & Put	\$985.62	\$1,235.00	\$1,205.00	\$1,205.00	(\$30.00)	(2.43)
	Column: [FY14CityManagerProposed]	Budget	FTE	Position Desc.			
	Description: Appraisal Journals	\$150.00					
	Description: Marshall Swift Commercial	\$550.00					
	Description: Marshall Swift Residential	\$265.00					
	Description: Registry Review	\$200.00					
	Description: Tax Assessment-Books & Publications	\$40.00					
	Column Total:	\$1,205.00					
1000.1.150.41513.4654.00000.00.000	Tax Assessment-Maint Suppli	\$208.69	\$250.00	\$250.00	\$250.00	\$0.00	0.00
	Column: [FY14CityManagerProposed]	Budget	FTE	Position Desc.			
	Description: Oil Changes, Air Filters, Tires, Inspect	\$250.00					
	Column Total:	\$250.00					
1000.1.150.41513.4661.00000.00.000	Tax Assessment-Fleet Mainte	\$1,356.96	\$1,438.00	\$1,519.00	\$1,519.00	\$81.00	5.63
	Column: [FY14CityManagerProposed]	Budget	FTE	Position Desc.			
	Description: Division share of Fleet Maint. Budget	\$1,519.00					
	Column Total:	\$1,519.00					
1000.1.150.41513.4681.00000.00.000	Tax Assessment-Minor Equip	\$0.00	\$200.00	\$200.00	\$200.00	\$0.00	0.00
	Column: [FY14CityManagerProposed]	Budget	FTE	Position Desc.			
	Description: Camera Supplies	\$100.00					
	Description: Measuring Tapes & Refills 4 @ \$25 ea	\$100.00					
	Column Total:	\$200.00					
Budg_Cat: Supplies - 600		\$5,363.21	\$8,411.00	\$8,462.00	\$8,462.00	\$51.00	0.61

City of Dover, New Hampshire

General Fund Expenditure Detail Report

Fiscal Year: 2013-2014

Print accounts with zero balance Round to whole dollars Account on new page

From Date: 7/1/2013

To Date: 6/30/2014

Definition: FY14 City Manager Proposed

Account	Description	FY12 Actual	FY13 Adopted Budget	FY14 Department Request	FY14 City Manager Proposed	Dollar Change	Percent Change
1000.1.150.41513.4810.00000.00.000	Tax Assessment-Membership	\$827.00	\$797.00	\$842.00	\$842.00	\$45.00	5.65
	Column: [FY14CityManagerProposed]	Budget	FTE	Position Desc.			
	Description: Board of Realtors	\$155.00					
	Description: IAAO 1 @ \$175	\$175.00					
	Description: NHAAO 2 @ \$20 ea	\$40.00					
	Description: NNREN 2 @ \$236 ea	\$472.00					
	Column Total:	\$842.00					
1000.1.150.41513.4819.00000.00.000	Tax Assessment-Fees & Char	\$0.00	\$250.00	\$250.00	\$250.00	\$0.00	0.00
	Column: [FY14CityManagerProposed]	Budget	FTE	Position Desc.			
	Description: Current use, tax deeds, recording	\$250.00					
	Column Total:	\$250.00					
Budg_Cat: Other Expenses - 800		\$827.00	\$1,047.00	\$1,092.00	\$1,092.00	\$45.00	4.30
Func: Tax Assessment - 41513		\$380,169.05	\$404,098.00	\$410,075.00	\$409,529.00	\$5,431.00	1.34

This page intentionally left blank.

FINANCE

Division: City Clerk/Tax Collection Office

Function 41520

Mission Statement:

To serve all our customers in a timely and professional manner; which includes the governing body, legislative body, residents and city staff. To dutifully record and preserve the Vital Records of this community for historical continuity as mandated by New Hampshire Statute and serve as an election official for all elections held in Dover. The safe and accurate collection and timely deposit of city moneys while serving customers in a profession and courteous manner. (City Clerk moved from Executive, Function 41410 , Tax Collection moved from Finance, Function 41514)

Major Services/Responsibilities:

- Provide quality service to the public
- Record, change and issue vital records
- Record and maintain city records
- Record financial statements (liens, releases, writs)
- Record Cemetery Deeds, Contracts, Road changes
- Licensing Bureau for marriages, dogs, parades, raffles, peddlers, videos and taxi cabs
- Processing and issuance of motor vehicle permits and title applications
- Collection and deposit of property taxes, motor vehicle permits, utility payments and departmental deposits
- Daily deposit of and accounting of collections
- Utility billing
- Preparation of reports to the State

Key Fiscal Year Objectives:

- To provide efficient quality service to the Public.
- Improve online Transaction processing functions for our customers.
- To continue to fully interface with the State of New Hampshire's Vital Records Information Network (NHVRIN).
- To preserve public records through utilization of the Treeno System for easier public accessibility.
- To continue to update the City's website with items of overall interest to our customers.
- Investigate expansion of online payment for other types of transactions.
- To continue to work with the Department of Motor Vehicles as Municipal agents for Motor vehicle registrations

Performance Measures:

Description	FY12 Act	FY13EST	FY14Est
Increase the number of licensed dogs	3,600	3,700	3,700
Departmental Cash Balancing Reports Processed	4,233	4,300	4,400
Total deposit items to bank	94,787	94,900	95,00
Vital Records Document Requests	5,020	5,100	5,100
Notary Public and Justice of the Peace Service Request	362	370	390
Motor Vehicle Permits issued	30,838	30,900	30,900
Motor Vehicle Permits processed per full time employee	5,191	4,600	4,600
Portion of Motor Vehicles Permits Renewed by mail	3,339	3,350	3,350
Portion of Vehicle Permits renewed thru website	3,696	3,700	3,700
Percent of vehicles renewed by mail & website	23%	23%	23%

City of Dover, New Hampshire

General Fund Expenditure Detail Report

Fiscal Year: 2013-2014

Print accounts with zero balance Round to whole dollars Account on new page

From Date: 7/1/2013

To Date: 6/30/2014

Definition: FY14 City Manager Proposed

Account	Description	FY12 Actual	FY13 Adopted Budget	FY14 Department Request	FY14 City Manager Proposed	Dollar Change	Percent Change
1000.1.150.41520.4110.00000.00.000	City Clerk & Tax Collection-Re	\$54,044.03	\$57,674.00	\$59,116.00	\$59,116.00	\$1,442.00	2.50
	Column: [FY14CityManagerProposed]	Budget	FTE	Position Desc.			
	Description: Lavertu, Karen S	\$59,116.00	1.0000	City Clerk Tax			
	Column Total:	\$59,116.00					
1000.1.150.41520.4115.00000.00.000	City Clerk & Tax Collection-Re	\$183,816.75	\$180,719.00	\$186,177.00	\$186,177.00	\$5,458.00	3.02
	Column: [FY14CityManagerProposed]	Budget	FTE	Position Desc.			
	Description: 457 Incentive Plan	\$1,248.00					
	Description: Bennett, Diane	\$44,680.00	1.0000	Deputy Tax Coll			
	Description: Crowley, Lisa	\$18,791.00	0.6250	Account Clerk I			
	Description: Mistretta, Susan M	\$39,989.00	1.0000	Deputy City Cle			
	Description: Russell, Kathy A	\$22,208.00	0.6875	Account Clerk I			
	Description: Sturman, Jinette	\$20,148.00	0.6250	Account Clerk I			
	Description: TBD RPT 25 hr/week	\$18,791.00	0.6250	Account Clerk I			
	Description: Ward, Cheryl L	\$20,322.00	0.6250	Account Clerk I			
	Column Total:	\$186,177.00					
1000.1.150.41520.4130.00000.00.000	City Clerk & Tax Collection-Ov	\$256.89	\$0.00	\$0.00	\$0.00	\$0.00	0.00
1000.1.150.41520.4170.00000.00.000	City Clerk & Tax Collection-Lo	\$2,000.00	\$2,800.00	\$2,800.00	\$2,800.00	\$0.00	0.00
	Column: [FY14CityManagerProposed]	Budget	FTE	Position Desc.			
	Description: 1 @ 35 Years	\$1,600.00		\$1,600 each			
	Description: 3 @ 5-9 Years	\$1,200.00		\$400 each			
	Column Total:	\$2,800.00					

City of Dover, New Hampshire

General Fund Expenditure Detail Report

Fiscal Year: 2013-2014

Print accounts with zero balance Round to whole dollars Account on new page

From Date: 7/1/2013

To Date: 6/30/2014

Definition: FY14 City Manager Proposed

Account	Description	FY12 Actual	FY13 Adopted Budget	FY14 Department Request	FY14 City Manager Proposed	Dollar Change	Percent Change
1000.1.150.41520.4211.00000.00.000	City Clerk & Tax Collection-He	\$48,897.61	\$40,480.00	\$33,794.00	\$33,407.00	(\$7,073.00)	(17.47)
	Column: [FY14CityManagerProposed]	Budget	FTE	Position Desc.			
	Description: Medical Premiums to LGC HealthTrust	\$33,794.00					
	Description: z CM Reduction - Savings Actual Rate vs GMR	(\$387.00)					
	Column Total:	\$33,407.00					
1000.1.150.41520.4212.00000.00.000	City Clerk & Tax Collection-De	\$2,433.72	\$1,830.00	\$1,851.00	\$1,851.00	\$21.00	1.15
	Column: [FY14CityManagerProposed]	Budget	FTE	Position Desc.			
	Description: Dental Premiums to LGC HealthTrust	\$1,851.00					
	Column Total:	\$1,851.00					
1000.1.150.41520.4213.00000.00.000	City Clerk & Tax Collection-Lif	\$468.76	\$337.00	\$345.00	\$345.00	\$8.00	2.37
	Column: [FY14CityManagerProposed]	Budget	FTE	Position Desc.			
	Description: Life Premiums to LGC HealthTrust	\$345.00					
	Column Total:	\$345.00					
1000.1.150.41520.4214.00000.00.000	City Clerk & Tax Collection-Di	\$366.00	\$374.00	\$394.00	\$394.00	\$20.00	5.35
	Column: [FY14CityManagerProposed]	Budget	FTE	Position Desc.			
	Description: Disability Premiums	\$394.00					
	Column Total:	\$394.00					
1000.1.150.41520.4220.00000.00.000	City Clerk & Tax Collection-FI	\$15,322.54	\$13,946.00	\$15,113.00	\$15,113.00	\$1,167.00	8.37
	Column: [FY14CityManagerProposed]	Budget	FTE	Position Desc.			
	Description: Cost of FICA - 6.2% of Wages	\$15,113.00					
	Column Total:	\$15,113.00					
1000.1.150.41520.4225.00000.00.000	City Clerk & Tax Collection-Me	\$3,583.69	\$3,590.00	\$3,534.00	\$3,534.00	(\$56.00)	(1.56)
	Column: [FY14CityManagerProposed]	Budget	FTE	Position Desc.			
	Description: Cost of Medicare - 1.45% of wages	\$3,534.00					
	Column Total:	\$3,534.00					

City of Dover, New Hampshire

General Fund Expenditure Detail Report

Fiscal Year: 2013-2014

Print accounts with zero balance Round to whole dollars Account on new page

From Date: 7/1/2013

To Date: 6/30/2014

Definition: FY14 City Manager Proposed

Account	Description	FY12 Actual	FY13 Adopted Budget	FY14 Department Request	FY14 City Manager Proposed	Dollar Change	Percent Change
1000.1.150.41520.4230.00000.00.000	City Clerk & Tax Collection-Re	\$15,509.09	\$12,698.00	\$15,879.00	\$15,879.00	\$3,181.00	25.05
	Column: [FY14CityManagerProposed]	Budget	FTE	Position Desc.			
	Description: Cost of NH Retirement System payments	\$15,879.00					
	Column Total:	\$15,879.00					
1000.1.150.41520.4240.00000.00.000	City Clerk & Tax Collection-St	\$335.00	\$530.00	\$530.00	\$530.00	\$0.00	0.00
	Column: [FY14CityManagerProposed]	Budget	FTE	Position Desc.			
	Description: Annual Workshop	\$30.00					
	Description: Computer training, quality customer, Continuing Ed	\$250.00					
	Description: Tax Convention (Mandated per RSA 31:8)	\$250.00					
	Column Total:	\$530.00					
1000.1.150.41520.4260.00000.00.000	City Clerk & Tax Collection-W	\$152.04	\$152.00	\$462.00	\$462.00	\$310.00	203.95
	Column: [FY14CityManagerProposed]	Budget	FTE	Position Desc.			
	Description: Workers Comp allocation of self insurance	\$462.00					
	Column Total:	\$462.00					
Budg_Cat: Personal Services - 100		\$327,186.12	\$315,130.00	\$319,995.00	\$319,608.00	\$4,478.00	1.42
1000.1.150.41520.4336.00000.00.000	City Clerk & Tax Collection-Me	\$0.00	\$180.00	\$180.00	\$180.00	\$0.00	0.00
	Column: [FY14CityManagerProposed]	Budget	FTE	Position Desc.			
	Description: City Clerk & Tax Collection-Medical Services	\$180.00	3 @ \$60.00 ea				
	Column Total:	\$180.00					

City of Dover, New Hampshire

General Fund Expenditure Detail Report

Fiscal Year: 2013-2014

Print accounts with zero balance Round to whole dollars Account on new page

From Date: 7/1/2013

To Date: 6/30/2014

Definition: FY14 City Manager Proposed

Account	Description	FY12 Actual	FY13 Adopted Budget	FY14 Department Request	FY14 City Manager Proposed	Dollar Change	Percent Change
1000.1.150.41520.4341.00000.00.000	City Clerk & Tax Collection-Te	\$4,031.97	\$3,164.00	\$3,272.00	\$3,272.00	\$108.00	3.41
	Column: [FY14CityManagerProposed]	Budget	FTE	Position Desc.			
	Description: Mail Svc for Motor Vehicle Renewa 29,000 @ \$.05 ea	\$1,450.00					
	Description: MV Folding Fee	\$290.00					
	Description: Pickup of billings 15 @ \$12.5 ea	\$188.00					
	Description: Proc Tax Bill mailing (twice a year) 19,800 @ \$.04	\$792.00					
	Description: Process lien notices 1,200 @ \$.46 ea	\$552.00					
	Column Total:	\$3,272.00					
1000.1.150.41520.4431.00000.00.000	Maint Chrgs - Buildings	\$3,000.00	\$0.00	\$0.00	\$0.00	\$0.00	0.00
	Column: [FY14CityManagerProposed]	Budget	FTE	Position Desc.			
	Description: Maint Chrgs - Buildings	\$0.00					
	Column Total:	\$0.00					
1000.1.150.41520.4435.00000.00.000	City Clerk & Tax Collection-Mi	\$12,957.92	\$15,350.00	\$16,620.00	\$16,620.00	\$1,270.00	8.27
	Column: [FY14CityManagerProposed]	Budget	FTE	Position Desc.			
	Description: Computerized MV Registration Support and License F	\$10,650.00					
	Description: Division Share of DoverNet support	\$3,369.00					
	Description: Division Share of PC Replacement Costs	\$1,635.00					
	Description: Misc Office Machine Repairs	\$200.00					
	Description: Sentry System rental/maintenance	\$480.00					
	Description: Time Stamp Machine	\$226.00					
	Description: Typewriter Annual Maintenance 1 @ \$60	\$60.00					
	Column Total:	\$16,620.00					
1000.1.150.41520.4443.00000.00.000	City Clerk & Tax Collection-Re	\$300.00	\$0.00	\$0.00	\$0.00	\$0.00	0.00

City of Dover, New Hampshire

General Fund Expenditure Detail Report

Fiscal Year: 2013-2014

 Print accounts with zero balance
 Round to whole dollars
 Account on new page

From Date: 7/1/2013

To Date: 6/30/2014

Definition: FY14 City Manager Proposed

Account	Description	FY12 Actual	FY13 Adopted Budget	FY14 Department Request	FY14 City Manager Proposed	Dollar Change	Percent Change
1000.1.150.41520.4524.00000.00.000	City Clerk & Tax Collection-Pt	\$2,172.08	\$2,172.00	\$2,172.00	\$2,172.00	\$0.00	0.00
	Column: [FY14CityManagerProposed]	Budget	FTE	Position Desc.			
	Description: Cost of LGC Public Liability Insurance	\$2,172.00					
	Column Total:	\$2,172.00					
1000.1.150.41520.4531.00000.00.000	Telecommunications	\$5,573.27	\$7,140.00	\$7,140.00	\$7,140.00	\$0.00	0.00
	Column: [FY14CityManagerProposed]	Budget	FTE	Position Desc.			
	Description: Services/equipment for voice, fax, data, wireless	\$7,140.00					
	Column Total:	\$7,140.00					

City of Dover, New Hampshire

General Fund Expenditure Detail Report

Fiscal Year: 2013-2014

Print accounts with zero balance Round to whole dollars Account on new page

From Date: 7/1/2013

To Date: 6/30/2014

Definition: FY14 City Manager Proposed

Account	Description	FY12 Actual	FY13 Adopted Budget	FY14 Department Request	FY14 City Manager Proposed	Dollar Change	Percent Change
1000.1.150.41520.4534.00000.00.000	City Clerk & Tax Collection-Pc	\$33,146.79	\$29,145.00	\$30,650.00	\$30,650.00	\$1,505.00	5.16

Column: [FY14CityManagerProposed]	Budget
Description: Annual 1st class presort fee	\$185.00
Description: Cert Impending Deeding Notices 125 @ \$6.11 ea	\$764.00
Description: Cert Impending Deeding to Lienhdr 125 @ \$6.11 ea	\$764.00
Description: Certified Lien Notice to Mortgagee 200 @ \$6.11 ea	\$1,222.00
Description: Certified Tax Lien Notices 650 @ \$6.11 ea	\$3,972.00
Description: Lock Box Rental	\$410.00
Description: Misc postage for correspondence 1,560 @ \$.46 ea	\$718.00
Description: Prop Tax Bills (mailed twice a year) 19,800 @ \$.46	\$9,108.00
Description: Prop Tax Bills (other mailings) 888 @ \$.46 ea	\$408.00
Description: Quarterly Tax Statements 1,859 @ \$.46 ea	\$855.00
Description: Tax Delinquent Notices 700 @ \$.46 ea	\$322.00
Description: Vehicle Renewal by Mail - Other 2,000 @ \$.46 ea	\$920.00
Description: Vehicle Renewal by Mail 29,000 @ \$.29 ea	\$8,410.00
Description: Vehicle Renewal no post enclosed 570 @ \$.46 ea	\$262.00
Description: Vital Record Correspondence	\$2,330.00
Column Total:	\$30,650.00

City of Dover, New Hampshire

General Fund Expenditure Detail Report

Fiscal Year: 2013-2014

Print accounts with zero balance Round to whole dollars Account on new page

From Date: 7/1/2013

To Date: 6/30/2014

Definition: FY14 City Manager Proposed

Account	Description	FY12 Actual	FY13 Adopted Budget	FY14 Department Request	FY14 City Manager Proposed	Dollar Change	Percent Change
1000.1.150.41520.4540.00000.00.000	City Clerk & Tax Collection-Ac	\$2,690.60	\$1,000.00	\$1,450.00	\$1,450.00	\$450.00	45.00
	Column: [FY14CityManagerProposed]	Budget	FTE	Position Desc.			
	Description: Council Meeting Advertisements	\$725.00					
	Description: Passage of Ordinances	\$725.00					
	Column Total:	\$1,450.00					
1000.1.150.41520.4550.00000.00.000	City Clerk & Tax Collection-Pr	\$322.47	\$1,550.00	\$1,550.00	\$1,550.00	\$0.00	0.00
	Column: [FY14CityManagerProposed]	Budget	FTE	Position Desc.			
	Description: Binding-Certs, Ordinances, Resolutions	\$1,000.00					
	Description: Printing of Ordinances for Resale	\$300.00					
	Description: Printing Vaious Flyers/Notices	\$250.00					
	Column Total:	\$1,550.00					
1000.1.150.41520.4580.00000.00.000	City Clerk & Tax Collection-Tr	\$169.47	\$500.00	\$500.00	\$500.00	\$0.00	0.00
	Column: [FY14CityManagerProposed]	Budget	FTE	Position Desc.			
	Description: Travel expenses for seminars, confrences, mileage	\$500.00					
	Column Total:	\$500.00					
Budg_Cat: Purchased Services - 300		\$64,364.57	\$60,201.00	\$63,534.00	\$63,534.00	\$3,333.00	5.54
1000.1.150.41520.4611.00000.00.000	City Clerk & Tax Collection-Of	\$4,371.41	\$7,430.00	\$7,430.00	\$7,430.00	\$0.00	0.00
	Column: [FY14CityManagerProposed]	Budget	FTE	Position Desc.			
	Description: Central Stores Copies 80,500 @ \$.06 ea	\$4,830.00					
	Description: Stationery, envelopes, forms, toner, pen	\$2,600.00					
	Column Total:	\$7,430.00					

City of Dover, New Hampshire

General Fund Expenditure Detail Report

Fiscal Year: 2013-2014

Print accounts with zero balance Round to whole dollars Account on new page

From Date: 7/1/2013

To Date: 6/30/2014

Definition: FY14 City Manager Proposed

Account	Description	FY12 Actual	FY13 Adopted Budget	FY14 Department Request	FY14 City Manager Proposed	Dollar Change	Percent Change
1000.1.150.41520.4612.00000.00.000	City Clerk & Tax Collection-Of	\$4,879.39	\$5,820.00	\$6,374.00	\$6,374.00	\$554.00	9.52
Column: [FY14CityManagerProposed]		Budget	FTE	Position Desc.			
	Description: #10 Billing envelopes (taxes) 19,200 @ \$.03	\$576.00					
	Description: #10 Window Envelopes (liens) 1,100 @ \$.04 ea	\$44.00					
	Description: #9 Return envelopes (white) 19,200 @ \$.04	\$768.00					
	Description: 10 Billing Envelopes-Vehicle Renew 29,000 @ \$.03 e	\$870.00					
	Description: 10 Plain Envelopes- Misc Corresp 1,000 @ \$.04 ea	\$40.00					
	Description: 2-part receipts 2,500 @ \$.10 ea	\$250.00					
	Description: 9 Retn Env Vhicle Renewal Yellow 29,000 @ \$.04 ea	\$1,160.00					
	Description: Annual Update of Law (Taxes)	\$10.00					
	Description: Automobile "Red" Books 6 @ \$75	\$450.00					
	Description: Dog Tags 3,400 @ \$.18 ea	\$626.00					
	Description: E Reg Check Stock 3,000 @ \$.18 ea	\$540.00					
	Description: Property Tax bill forms 22,000 @ \$.02 ea	\$440.00					
	Description: Supplies for Printers, Scanners	\$600.00					
	Column Total:	\$6,374.00					
1000.1.150.41520.4619.00000.00.000	City Clerk & Tax Collection-Su	\$2,022.24	\$1,500.00	\$1,500.00	\$1,500.00	\$0.00	0.00
Column: [FY14CityManagerProposed]		Budget	FTE	Position Desc.			
	Description: City of Dover Souvenirs	\$1,500.00					
	Column Total:	\$1,500.00					
1000.1.150.41520.4640.00000.00.000	City Clerk & Tax Collection-Pt	\$0.00	\$150.00	\$150.00	\$150.00	\$0.00	0.00
Column: [FY14CityManagerProposed]		Budget	FTE	Position Desc.			
	Description: Various Publications	\$150.00					
	Column Total:	\$150.00					

City of Dover, New Hampshire

General Fund Expenditure Detail Report

Fiscal Year: 2013-2014

 Print accounts with zero balance Round to whole dollars Account on new page

From Date: 7/1/2013

To Date: 6/30/2014

Definition: FY14 City Manager Proposed

Account	Description	FY12 Actual	FY13 Adopted Budget	FY14 Department Request	FY14 City Manager Proposed	Dollar Change	Percent Change
Budg_Cat: Supplies - 600		\$11,273.04	\$14,900.00	\$15,454.00	\$15,454.00	\$554.00	3.72
1000.1.150.41520.4810.00000.00.000	City Clerk & Tax Collection-Mr	\$0.00	\$100.00	\$80.00	\$80.00	(\$20.00)	(20.00)
	Column: [FY14CityManagerProposed]	Budget	FTE	Position Desc.			
	Description: NH Municipal Clerk Associates 2 @ \$20	\$40.00					
	Description: NH Town & City Clerks 1 @ \$20	\$20.00					
	Description: NHTCA 1 @ \$20	\$20.00					
	Column Total:	\$80.00					
1000.1.150.41520.4819.00000.00.000	City Clerk & Tax Collection-Fe	\$2,324.73	\$1,855.00	\$3,875.00	\$3,875.00	\$2,020.00	108.89
	Column: [FY14CityManagerProposed]	Budget	FTE	Position Desc.			
	Description: Current Use, Tax deeds, etc.	\$175.00					
	Description: Mortgagee search 90 @ \$10 ea	\$900.00					
	Description: Redemptions 700 @ \$2 ea	\$1,400.00					
	Description: Tax lien recording 700 @ \$2 ea	\$1,400.00					
	Column Total:	\$3,875.00					
Budg_Cat: Other Expenses - 800		\$2,324.73	\$1,955.00	\$3,955.00	\$3,955.00	\$2,000.00	102.30
Func: Finance - City Clerk & Tax Collection - 41520		\$405,148.46	\$392,186.00	\$402,938.00	\$402,551.00	\$10,365.00	2.64

FINANCE

Division: Election Division

Function 41525

Mission Statement:

To act as an agent for the State of New Hampshire for the purpose of administering elections in an efficient and professional manner and to uphold the rules and laws of the City and State with the new Statewide Voter Registration System (SVRS).(Moved from Executive, Function 1000-41430)

Major Services/Responsibilities:

- Provide election services to the public so that each person’s vote will count.
- Record, change and update voter registration information in accordance with state law.
- Provide registration opportunities for new voters, including same day registration.
- Plan, organize and administer all local, state and federal elections.
- Provide training to election volunteers and/or workers so that election day is carried out in an organized and efficient manner.

Key Fiscal Year Objectives:

- To continue to recruit able volunteers to assist in managing the elections when vacancies exist.
- To provide better education for citizens on the local and state changes in the election law process.
- To ensure smooth procedures are in place to secure accurate and timely election results.
- Continue ongoing training of all election staff

Performance Measures:

Description	FY12 Act	FY13 Est	FY14 Est
Total number of new registered voters	2,633	6,500	1,000
Manage Municipal, State, Federal elections	2	2	1
Recruit and train staff for election activities	60	60	60
Total number of voters that registered on election day	1,943	6,265	1,200

City of Dover, New Hampshire

General Fund Expenditure Detail Report

Fiscal Year: 2013-2014

Print accounts with zero balance Round to whole dollars Account on new page

From Date: 7/1/2013

To Date: 6/30/2014

Definition: FY14 City Manager Proposed

Account	Description	FY12 Actual	FY13 Adopted Budget	FY14 Department Request	FY14 City Manager Proposed	Dollar Change	Percent Change
1000.1.150.41525.4115.00000.00.000	Elections-Regular Hourly Emp	\$68.91	\$0.00	\$0.00	\$0.00	\$0.00	0.00
1000.1.150.41525.4120.00000.00.000	Elections-Temporary Employee	\$4,842.90	\$6,696.00	\$3,348.00	\$3,348.00	(\$3,348.00)	(50.00)
	Column: [FY14CityManagerProposed]	Budget	FTE	Position Desc.			
	Description: 12 Counters - 4 hrs per election 12 PD \$33.00	\$396.00					
	Description: 24 Inspectors 15 hours per election 24 PD \$123.00	\$2,952.00					
	Column Total:	\$3,348.00					
1000.1.150.41525.4125.00000.00.000	Elections-Elected Officials	\$9,117.58	\$11,268.00	\$5,634.00	\$5,634.00	(\$5,634.00)	(50.00)
	Column: [FY14CityManagerProposed]	Budget	FTE	Position Desc.			
	Description: 1 Supervr of ChrcklistChair 13 hr/elec 1 PD \$222	\$222.00					
	Description: 18 Selectmen - 15 hours per election 18 PD \$131	\$2,358.00					
	Description: 5 Supervr of Checklist 13 hrs/election 5 PD \$222	\$1,110.00					
	Description: 6 Clerks - 15 hrs ea per election 6 PD \$139	\$834.00					
	Description: 6 Moderators - 15 hrs ea per election 6 PD \$185	\$1,110.00					
	Column Total:	\$5,634.00					
1000.1.150.41525.4130.00000.00.000	Elections-Overtime Pay	\$541.12	\$880.00	\$880.00	\$880.00	\$0.00	0.00
	Column: [FY14CityManagerProposed]	Budget	FTE	Position Desc.			
	Description: Set up / Dismantling of voting booths, chairs, tab	\$880.00					
	Column Total:	\$880.00					

City of Dover, New Hampshire

General Fund Expenditure Detail Report

Fiscal Year: 2013-2014

Print accounts with zero balance Round to whole dollars Account on new page

From Date: 7/1/2013

To Date: 6/30/2014

Definition: FY14 City Manager Proposed

Account	Description	FY12 Actual	FY13 Adopted Budget	FY14 Department Request	FY14 City Manager Proposed	Dollar Change	Percent Change
1000.1.150.41525.4220.00000.00.000	Elections-FICA	\$899.69	\$1,168.00	\$819.00	\$819.00	(\$349.00)	(29.88)
	Column: [FY14CityManagerProposed]	Budget	FTE	Position Desc.			
	Description: Cost of FICA - 6.2% of wages	\$819.00					
	Column Total:	\$819.00					
1000.1.150.41525.4225.00000.00.000	Elections-Medicare	\$210.56	\$274.00	\$192.00	\$192.00	(\$82.00)	(29.93)
	Column: [FY14CityManagerProposed]	Budget	FTE	Position Desc.			
	Description: Cost of Medicare - 1.45% of wages	\$192.00					
	Column Total:	\$192.00					
1000.1.150.41525.4230.00000.00.000	Elections-Retirement	\$47.61	\$0.00	\$0.00	\$0.00	\$0.00	0.00
1000.1.150.41525.4260.00000.00.000	Elections-Workers Comp Insu	\$24.00	\$24.00	\$52.00	\$52.00	\$28.00	116.67
	Column: [FY14CityManagerProposed]	Budget	FTE	Position Desc.			
	Description: Workers Comp allocation of self insurance	\$52.00					
	Column Total:	\$52.00					
Budg_Cat: Personal Services - 100		\$15,752.37	\$20,310.00	\$10,925.00	\$10,925.00	(\$9,385.00)	(46.21)
1000.1.150.41525.4341.00000.00.000	Elections-Technical Services	\$5,198.85	\$5,468.00	\$3,850.00	\$3,850.00	(\$1,618.00)	(29.59)
	Column: [FY14CityManagerProposed]	Budget	FTE	Position Desc.			
	Description: Accu Vote - Set-up charges-Coding, & Memory cards	\$2,500.00					
	Description: Programming- Ballot Coding & Printing	\$1,350.00					
	Column Total:	\$3,850.00					
1000.1.150.41525.4435.00000.00.000	Elections-Maint Chrgs - Office	\$0.00	\$1,050.00	\$1,200.00	\$1,200.00	\$150.00	14.29
	Column: [FY14CityManagerProposed]	Budget	FTE	Position Desc.			
	Description: Accuvote Machines 6 @ \$200 ea	\$1,200.00					
	Column Total:	\$1,200.00					

City of Dover, New Hampshire

General Fund Expenditure Detail Report

Fiscal Year: 2013-2014

Print accounts with zero balance Round to whole dollars Account on new page

From Date: 7/1/2013

To Date: 6/30/2014

Definition: FY14 City Manager Proposed

Account	Description	FY12 Actual	FY13 Adopted Budget	FY14 Department Request	FY14 City Manager Proposed	Dollar Change	Percent Change
1000.1.150.41525.4524.00000.00.000	Elections-Public Liab Insuranc	\$141.23	\$141.00	\$142.00	\$142.00	\$1.00	0.71
	Column: [FY14CityManagerProposed]	Budget	FTE	Position Desc.			
	Description: Cost of LGC Public Liability Insur	\$142.00					
	Column Total:	\$142.00					
1000.1.150.41525.4534.00000.00.000	Elections-Postage	\$1,191.49	\$3,000.00	\$2,000.00	\$2,000.00	(\$1,000.00)	(33.33)
	Column: [FY14CityManagerProposed]	Budget	FTE	Position Desc.			
	Description: Correspondence, express and parcel delivery	\$2,000.00					
	Column Total:	\$2,000.00					
1000.1.150.41525.4540.00000.00.000	Elections-Advertising	\$531.30	\$2,000.00	\$1,000.00	\$1,000.00	(\$1,000.00)	(50.00)
	Column: [FY14CityManagerProposed]	Budget	FTE	Position Desc.			
	Description: Advertising as required by law 1 @ \$1,000 ea	\$1,000.00					
	Column Total:	\$1,000.00					
1000.1.150.41525.4550.00000.00.000	Elections-Printing & Binding	\$2,397.25	\$3,000.00	\$3,000.00	\$3,000.00	\$0.00	0.00
	Column: [FY14CityManagerProposed]	Budget	FTE	Position Desc.			
	Description: Printing ballots, check lists, letters for voters	\$3,000.00					
	Column Total:	\$3,000.00					
Budg_Cat: Purchased Services - 300		\$9,460.12	\$14,659.00	\$11,192.00	\$11,192.00	(\$3,467.00)	(23.65)
1000.1.150.41525.4611.00000.00.000	Elections-Office Supplies	\$926.29	\$2,500.00	\$2,500.00	\$2,500.00	\$0.00	0.00
	Column: [FY14CityManagerProposed]	Budget	FTE	Position Desc.			
	Description: Color Copies, Black/White Copies	\$1,000.00					
	Description: Supplies, forms, etc.	\$1,500.00					
	Column Total:	\$2,500.00					

City of Dover, New Hampshire

General Fund Expenditure Detail Report

Fiscal Year: 2013-2014

Print accounts with zero balance Round to whole dollars Account on new page

From Date: 7/1/2013

To Date: 6/30/2014

Definition: FY14 City Manager Proposed

Account	Description	FY12 Actual	FY13 Adopted Budget	FY14 Department Request	FY14 City Manager Proposed	Dollar Change	Percent Change
1000.1.150.41525.4631.00000.00.000	Elections-Food	\$976.29	\$1,600.00	\$800.00	\$800.00	(\$800.00)	(50.00)
	Column: [FY14CityManagerProposed]	Budget	FTE	Position Desc.			
	Description: Meals for Elections 1 @ \$800 ea	\$800.00					
	Column Total:	\$800.00					
1000.1.150.41525.4681.00000.00.000	Elections-Minor Equip Furnitu	\$0.00	\$800.00	\$800.00	\$800.00	\$0.00	0.00
	Column: [FY14CityManagerProposed]	Budget	FTE	Position Desc.			
	Description: Voting Booths, Signs, Tables, Cones Stanchions	\$800.00					
	Column Total:	\$800.00					
Budg_Cat: Supplies - 600		\$1,902.58	\$4,900.00	\$4,100.00	\$4,100.00	(\$800.00)	(16.33)
Func: Finance - Elections - 41525		\$27,115.07	\$39,869.00	\$26,217.00	\$26,217.00	(\$13,652.00)	(34.24)

This page intentionally left blank.

PLANNING

TAB 8

PLANNING

TAB 8

PLANNING

Division: Planning

Function 41910

Mission Statement:

To work with the community to preserve and shape a safe, sustainable, vital and well planned City through long-range planning that reflects the Community's vision. To be a trusted resource that provides innovative solutions, engages with the community and serves the public as a source of information and data about the community.

Major Services/Responsibilities:

- Maintain and implement the City's Master Plan
- Foster context sensitive development by working with residents to identify the community's character, and tailoring regulations that support that character.
- Maintain and administer the approval process for commercial and industrial development subdivision of land, and extraction of gravel.
- Advise the Planning Board, Open Lands Committee, Zoning Board of Adjustment, City Council, Conservation Commission and other land use boards for their respective land use and development issues
- Participate in the review and improvement of Dover's parking and transportation network
- Serve as a resource on the City and the development process for stakeholders
- Monitor and oversee conservation easements and preservation efforts within Dover
- Facilitate communications between the development community, the City and the public
- Work with property/business owners to understand and operate within the land use ordinances in place.
- Represent the City on regional and state committees and projects
- Conduct research and grant writing
- Oversee and maintain an efficient and customer oriented zoning enforcement process
- Conduct special projects as assigned by the City Manager

Key Fiscal Year Objectives:

- To reflect the highest ethical and professional standards, and foster respect for our customers and the public.
- Complete the Dover Data and Stewardship of Community Resources chapters of the Master Plan
- Oversee and Coordinate the downtown traffic efficiency project
- Continue to act as a liaison to COAST.
- Oversee and coordinate the Capital Improvement's Program
- Propose rezoning initiatives to meet the goals and objectives of the City's Master Plan
- Increase the efficiency of the department through the use of technology and social media
- Support economic development within the City including waterfront development, downtown redevelopment and the gateway rezoning initiatives
- Assist other City departments with program development and long-range planning
- Assert Dover's priorities in regional and state projects such as the State Ten Year Transportation Improvement Plan, Newington/Dover Bridge Project, Regional Economic Development, climate change evaluation project, and the NH Main Street Program
- Continue to increase the interaction with citizens and community organizations in an ongoing effort to familiarize the department with the wants and needs of the community
- Continue to preserve conservation land by supporting the efforts of the Open Lands Committee and Conservation Commission

Performance Measures:

Description	FY12 Act	FY13 Est	FY14 Est
Interact and process public inquiries	26,500	26,200	26,200
Subdivision: Number of Lots/Housing units	21 lots 142 units	21 lots 180 units	25 lots 92 units
Site Review: Building Square Footage	14,000	150,000	100,000
Site Review: Parking Lot Square Footage	112,260	320,000	125,000

City of Dover, New Hampshire

General Fund Expenditure Detail Report

Fiscal Year: 2013-2014

 Print accounts with zero balance
 Round to whole dollars
 Account on new page

From Date: 7/1/2013

To Date: 6/30/2014

Definition: FY14 City Manager Proposed

Account	Description	FY12 Actual	FY13 Adopted Budget	FY14 Department Request	FY14 City Manager Proposed	Dollar Change	Percent Change
1000.1.180.41910.4110.00000.00.000	Planning-Regular Salaried Emp	\$216,966.65	\$239,087.00	\$245,297.00	\$245,297.00	\$6,210.00	2.60
Column: [FY14CityManagerProposed]		Budget	FTE	Position Desc.			
	Description: Bird, Steven L	\$79,258.00	1.0000	City Planner			
	Description: Corwin, Timothy	\$64,355.00	1.0000	Assistant Plann			
	Description: Jones, Richard E	(\$57,858.00)	-0.7300	CDBG Allocation			
	Description: Jones, Richard E	\$79,258.00	1.0000	Program Coordin			
	Description: Parker, Christopher G	\$84,510.00	1.0000	Director of Pla			
	Description: Parker, Christopher G	(\$4,226.00)	-0.0500	Prorate CDBG			
	Column Total:	\$245,297.00					
1000.1.180.41910.4115.00000.00.000	Planning-Regular Hourly Emp	\$50,350.93	\$48,748.00	\$49,803.00	\$49,803.00	\$1,055.00	2.16
Column: [FY14CityManagerProposed]		Budget	FTE	Position Desc.			
	Description: 457 Incentive Payment	\$52.00		457 Incentive P			
	Description: Glidden, Jean M	\$44,066.00	1.0000	Office Manager			
	Description: Glidden, Jean M	(\$11,898.00)	-0.2700	Prorate CDBG			
	Description: Pare, Gail	\$17,583.00	0.5000	Clerk Typist II			
	Column Total:	\$49,803.00					
1000.1.180.41910.4130.00000.00.000	Planning-Overtime Pay	\$100.62	\$0.00	\$0.00	\$0.00	\$0.00	0.00
1000.1.180.41910.4170.00000.00.000	Planning-Longevity Pay	\$3,384.62	\$2,719.00	\$3,356.00	\$3,356.00	\$637.00	23.43
Column: [FY14CityManagerProposed]		Budget	FTE	Position Desc.			
	Description: 1 @ 10-14 Years	\$800.00					
	Description: 1 @ 25-29 Years	\$1,600.00					
	Description: 2 @ 15-19 Years	\$2,400.00					
	Description: Prorate to CDBG	(\$1,444.00)					
	Column Total:	\$3,356.00					

City of Dover, New Hampshire

General Fund Expenditure Detail Report

Fiscal Year: 2013-2014

Print accounts with zero balance Round to whole dollars Account on new page

From Date: 7/1/2013

To Date: 6/30/2014

Definition: FY14 City Manager Proposed

Account	Description	FY12 Actual	FY13 Adopted Budget	FY14 Department Request	FY14 City Manager Proposed	Dollar Change	Percent Change
1000.1.180.41910.4211.00000.00.000	Planning-Health Insurance	\$62,096.55	\$79,203.00	\$84,064.00	\$83,102.00	\$3,899.00	4.92
	Column: [FY14CityManagerProposed]	Budget	FTE	Position Desc.			
	Description: Medical Premiums to LGC HealthTrust	\$84,064.00					
	Description: z CM Reduction - Savings Actual Rate vs GMR	(\$962.00)					
	Column Total:	\$83,102.00					
1000.1.180.41910.4212.00000.00.000	Planning-Dental Insurance	\$2,657.66	\$2,524.00	\$2,562.00	\$2,562.00	\$38.00	1.51
	Column: [FY14CityManagerProposed]	Budget	FTE	Position Desc.			
	Description: Dental Premiums to LGC HealthTrust	\$2,562.00					
	Column Total:	\$2,562.00					
1000.1.180.41910.4213.00000.00.000	Planning-Life Insurance	\$665.96	\$650.00	\$667.00	\$667.00	\$17.00	2.62
	Column: [FY14CityManagerProposed]	Budget	FTE	Position Desc.			
	Description: Life Premiums to LGC HealthTrust	\$667.00					
	Column Total:	\$667.00					
1000.1.180.41910.4214.00000.00.000	Planning-Disability Insurance	\$521.86	\$590.00	\$610.00	\$610.00	\$20.00	3.39
	Column: [FY14CityManagerProposed]	Budget	FTE	Position Desc.			
	Description: Disability Premiums	\$610.00					
	Column Total:	\$610.00					
1000.1.180.41910.4220.00000.00.000	Planning-FICA	\$16,488.20	\$16,595.00	\$17,048.00	\$17,048.00	\$453.00	2.73
	Column: [FY14CityManagerProposed]	Budget	FTE	Position Desc.			
	Description: Cost of FICA 6.2%	\$17,048.00					
	Column Total:	\$17,048.00					
1000.1.180.41910.4225.00000.00.000	Planning-Medicare	\$3,795.87	\$3,882.00	\$3,987.00	\$3,987.00	\$105.00	2.70
	Column: [FY14CityManagerProposed]	Budget	FTE	Position Desc.			
	Description: Cost of Medicare - 1.45% of wages	\$3,987.00					
	Column Total:	\$3,987.00					

City of Dover, New Hampshire

General Fund Expenditure Detail Report

Fiscal Year: 2013-2014

Print accounts with zero balance Round to whole dollars Account on new page

From Date: 7/1/2013

To Date: 6/30/2014

Definition: FY14 City Manager Proposed

Account	Description	FY12 Actual	FY13 Adopted Budget	FY14 Department Request	FY14 City Manager Proposed	Dollar Change	Percent Change
1000.1.180.41910.4230.00000.00.000	Planning-Retirement	\$22,111.15	\$24,081.00	\$30,248.00	\$30,248.00	\$6,167.00	25.61
	Column: [FY14CityManagerProposed]	Budget	FTE	Position Desc.			
	Description: Cost of NH Retirement System payments	\$30,248.00					
	Column Total:	\$30,248.00					
1000.1.180.41910.4240.00000.00.000	Planning-Staff Development	\$2,645.98	\$2,500.00	\$2,500.00	\$2,500.00	\$0.00	0.00
	Column: [FY14CityManagerProposed]	Budget	FTE	Position Desc.			
	Description: Seminars & conf. for staff/board members	\$2,500.00					
	Column Total:	\$2,500.00					
1000.1.180.41910.4260.00000.00.000	Planning-Worker's Comp Insu	\$210.96	\$211.00	\$667.00	\$667.00	\$456.00	216.11
	Column: [FY14CityManagerProposed]	Budget	FTE	Position Desc.			
	Description: Workers Comp allocation of self insurance	\$667.00					
	Column Total:	\$667.00					
1000.1.180.41910.4290.00000.00.000	Planning-FSA Fees	\$222.00	\$194.00	\$221.00	\$221.00	\$27.00	13.92
	Column: [FY14CityManagerProposed]	Budget	FTE	Position Desc.			
	Description: Admin fees - Flexible Spending Accts	\$221.00					
	Column Total:	\$221.00					
Budg_Cat: Personal Services - 100		\$382,219.01	\$420,984.00	\$441,030.00	\$440,068.00	\$19,084.00	4.53
1000.1.180.41910.4336.00000.00.000	Planning - Medical Services	\$202.00	\$0.00	\$0.00	\$0.00	\$0.00	0.00
1000.1.180.41910.4339.00000.00.000	Planning - Consulting Service:	\$29,665.20	\$10,000.00	\$25,000.00	\$15,000.00	\$5,000.00	50.00
	Column: [FY14CityManagerProposed]	Budget	FTE	Position Desc.			
	Description: Master Plan Consulting	\$25,000.00		Data/Stewardshi			
	Description: z CM General Reduction	(\$10,000.00)					
	Column Total:	\$15,000.00					

City of Dover, New Hampshire

General Fund Expenditure Detail Report

Fiscal Year: 2013-2014

Print accounts with zero balance Round to whole dollars Account on new page

From Date: 7/1/2013

To Date: 6/30/2014

Definition: FY14 City Manager Proposed

Account	Description	FY12 Actual	FY13 Adopted Budget	FY14 Department Request	FY14 City Manager Proposed	Dollar Change	Percent Change
1000.1.180.41910.4341.00000.00.000.	Technical Services	\$0.00	\$300.00	\$300.00	\$300.00	\$0.00	0.00
	Column: [FY14CityManagerProposed]	Budget	FTE	Position Desc.			
	Description: Peer Review	\$300.00		Traffic Study R			
	Column Total:	\$300.00					
1000.1.180.41910.4435.00000.00.000.	Planning-Maint Chrgs - Office	\$3,338.80	\$2,460.00	\$3,513.00	\$3,513.00	\$1,053.00	42.80
	Column: [FY14CityManagerProposed]	Budget	FTE	Position Desc.			
	Description: Division Share of DoverNet Support	\$2,460.00					
	Description: Division Share of PC Maintenance	\$1,053.00					
	Column Total:	\$3,513.00					
1000.1.180.41910.4524.00000.00.000.	Planning-Public Liab Insuranc	\$1,870.00	\$1,870.00	\$1,870.00	\$1,870.00	\$0.00	0.00
	Column: [FY14CityManagerProposed]	Budget	FTE	Position Desc.			
	Description: Cost of LGC Public Liability Insur	\$1,870.00					
	Column Total:	\$1,870.00					
1000.1.180.41910.4531.00000.00.000.	Telecommunications	\$3,375.52	\$3,134.00	\$4,095.00	\$4,095.00	\$961.00	30.66
	Column: [FY14CityManagerProposed]	Budget	FTE	Position Desc.			
	Description: Services/equipment for voice, data,	\$4,095.00					
	Column Total:	\$4,095.00					
1000.1.180.41910.4534.00000.00.000.	Planning-Postage	\$11,441.37	\$8,000.00	\$10,000.00	\$10,000.00	\$2,000.00	25.00
	Column: [FY14CityManagerProposed]	Budget	FTE	Position Desc.			
	Description: Correspondence, express and parcel delivery	\$4,000.00					
	Description: Planning Postage	\$6,000.00					
	Column Total:	\$10,000.00					

City of Dover, New Hampshire

General Fund Expenditure Detail Report

Fiscal Year: 2013-2014

Print accounts with zero balance Round to whole dollars Account on new page

From Date: 7/1/2013

To Date: 6/30/2014

Definition: FY14 City Manager Proposed

Account	Description	FY12 Actual	FY13 Adopted Budget	FY14 Department Request	FY14 City Manager Proposed	Dollar Change	Percent Change
1000.1.180.41910.4540.00000.00.000	Planning-Advertising	\$7,414.19	\$6,000.00	\$6,000.00	\$6,000.00	\$0.00	0.00
	Column: [FY14CityManagerProposed]	Budget	FTE	Position Desc.			
	Description: Legal ads for posting public hearings	\$4,000.00					
	Description: ZBA Advertising (partially reimbursed)	\$2,000.00					
	Column Total:	\$6,000.00					
1000.1.180.41910.4550.00000.00.000	Planning-Printing And Binding	\$1,218.93	\$3,000.00	\$3,000.00	\$3,000.00	\$0.00	0.00
	Column: [FY14CityManagerProposed]	Budget	FTE	Position Desc.			
	Description: Pamphlets for rezoning information, legal records	\$3,000.00					
	Column Total:	\$3,000.00					
1000.1.180.41910.4580.00000.00.000	Planning-Travel Expense	\$2,098.69	\$1,000.00	\$1,500.00	\$1,500.00	\$500.00	50.00
	Column: [FY14CityManagerProposed]	Budget	FTE	Position Desc.			
	Description: Travel Expenses for seminars, conferences, mileage	\$1,500.00					
	Column Total:	\$1,500.00					
Budg_Cat: Purchased Services - 300		\$60,624.70	\$35,764.00	\$55,278.00	\$45,278.00	\$9,514.00	26.60
1000.1.180.41910.4611.00000.00.000	Planning-Office Supplies	\$3,571.65	\$3,000.00	\$3,000.00	\$3,000.00	\$0.00	0.00
	Column: [FY14CityManagerProposed]	Budget	FTE	Position Desc.			
	Description: Planning-Office Supplies	\$3,000.00					
	Column Total:	\$3,000.00					
1000.1.180.41910.4612.00000.00.000	Planning - Operating Supplies	\$0.00	\$500.00	\$500.00	\$500.00	\$0.00	0.00
	Column: [FY14CityManagerProposed]	Budget	FTE	Position Desc.			
	Description: Planning - Operating Supplies	\$500.00					
	Column Total:	\$500.00					

City of Dover, New Hampshire

General Fund Expenditure Detail Report

Fiscal Year: 2013-2014

Print accounts with zero balance Round to whole dollars Account on new page

From Date: 7/1/2013

To Date: 6/30/2014

Definition: FY14 City Manager Proposed

Account	Description	FY12 Actual	FY13 Adopted Budget	FY14 Department Request	FY14 City Manager Proposed	Dollar Change	Percent Change
1000.1.180.41910.4626.00000.00.000	Planning - Vehicle Fuels	\$57.05	\$225.00	\$225.00	\$225.00	\$0.00	0.00
	Column: [FY14CityManagerProposed]	Budget	FTE	Position Desc.			
	Description: Vehicle Fuel 65 gallons @ \$3.46	\$225.00					
	Column Total:	\$225.00					
1000.1.180.41910.4631.00000.00.000	Planning - Food	\$1,191.15	\$500.00	\$500.00	\$500.00	\$0.00	0.00
	Column: [FY14CityManagerProposed]	Budget	FTE	Position Desc.			
	Description: Public events and meetings	\$500.00					
	Column Total:	\$500.00					
1000.1.180.41910.4640.00000.00.000	Planning-Books & Publication:	\$478.07	\$400.00	\$400.00	\$400.00	\$0.00	0.00
	Column: [FY14CityManagerProposed]	Budget	FTE	Position Desc.			
	Description: Technical planning books/publications	\$400.00					
	Column Total:	\$400.00					
1000.1.180.41910.4681.00000.00.000	Planning - Minor Equip Furnitu	\$59.93	\$0.00	\$0.00	\$0.00	\$0.00	0.00
Budg_Cat: Supplies - 600		\$5,357.85	\$4,625.00	\$4,625.00	\$4,625.00	\$0.00	0.00
1000.1.180.41910.4745.00000.00.000	Planning - Computers & Comr	\$1,308.30	\$400.00	\$400.00	\$400.00	\$0.00	0.00
	Column: [FY14CityManagerProposed]	Budget	FTE	Position Desc.			
	Description: Planning - Computers & Communications Equip	\$400.00					
	Column Total:	\$400.00					
Budg_Cat: Capital Outlay - 700		\$1,308.30	\$400.00	\$400.00	\$400.00	\$0.00	0.00

City of Dover, New Hampshire

General Fund Expenditure Detail Report

Fiscal Year: 2013-2014

 Print accounts with zero balance
 Round to whole dollars
 Account on new page

From Date: 7/1/2013

To Date: 6/30/2014

Definition: FY14 City Manager Proposed

Account	Description	FY12 Actual	FY13 Adopted Budget	FY14 Department Request	FY14 City Manager Proposed	Dollar Change	Percent Change
1000.1.180.41910.4810.00000.00.000	Planning - Membership Dues	\$1,073.00	\$1,654.00	\$1,070.00	\$1,070.00	(\$584.00)	(35.31)
	Column: [FY14CityManagerProposed]	Budget	FTE	Position Desc.			
	Description: American Planning Association	\$520.00					
	Description: NH Planning Association	\$150.00					
	Description: PlanNH	\$250.00					
	Description: Workforce Housing Coalition	\$150.00					
	Column Total:	\$1,070.00					
1000.1.180.41910.4819.00000.00.000	Planning - Fees & Charges	\$12.25	\$100.00	\$100.00	\$100.00	\$0.00	0.00
	Column: [FY14CityManagerProposed]	Budget	FTE	Position Desc.			
	Description: Deed recording costs	\$100.00					
	Column Total:	\$100.00					
Budg_Cat: Other Expenses - 800		\$1,085.25	\$1,754.00	\$1,170.00	\$1,170.00	(\$584.00)	(33.30)
Func: Planning - 41910		\$450,595.11	\$463,527.00	\$502,503.00	\$491,541.00	\$28,014.00	6.04

PLANNING

Division: Community Development Fund Function: 2100-46311

Mission Statement:

Create a viable urban environment through the improvement of housing and employment opportunities for low and moderate income people and through improving and/or expanding public facilities and services.

Major Services/Responsibilities:

- Review loan applications to the Housing & Economic Loan Programs.
- Preparation of all closing documents and payment administration of all approved loans.
- Prepare scope of work, solicit bids, prepare bid analysis/results, contracts and change orders and inspection reports of projects.
- Develop annual CDBG grant application to HUD.
- Solicit CDBG grant proposals.
- Verify compliance with Federal laws (Davis-Bacon Wage Rates) for all CDBG-funded projects.
- Develop the annual Grantee Performance Report.
- Create annual consolidated Plan Performance Report for HUD.
- Monitor 25 to 35 outstanding loans, projects and sub recipients.
- Oversee implementation of energy efficiency improvements to City facilities

Key Fiscal Year Objectives:

- To provide increased employment opportunities to low/moderate income persons through loans to local businesses.
- To rehabilitate and improve the housing stock of the City of Dover.
- Close out all public facility projects and human service contracts by year's end.
- To complete all tenant fit out and other approved construction work at the McConnell Center financed with CDBG funding.
- To provide increased education health and human services to Dover's low and moderate income residents.
- To complete the Performance Measures integration into the CDBG process.
- Set-up and draw down of Federal funds owed to the City as required for the program.
- Address the needs of older housing, which pose lead-based paint hazards and life safety hazards.
- Complete the FY2010 – 2014 Consolidated Plan
- Complete quarterly Recovery Aid Reporting

Performance Measures:

Description	FY12 Act	FY13 Est	FY14 Est
Housing Rehabilitation	27,010	25,000	25,000
Public Facilities Grants	60,996	250,000	50,000
Public Service Expenditures	49,200	48,400	45,000

City of Dover, New Hampshire

HUD/CDBG Expenditure Detail Report

Fiscal Year: 2013-2014

Print accounts with zero balance Round to whole dollars Account on new page

From Date: 7/1/2013

To Date: 6/30/2014

Definition: FY14 City Manager Proposed

Account	Description	FY12 Actual	FY13 Adopted Budget	FY14 Department Request	FY14 City Manager Proposed	Dollar Change	Percent Change
2100.1.180.46311.4110.06311.12.000	Regular Salaried Employees	\$38,085.78	\$23,107.00	\$22,456.00	\$22,456.00	(\$651.00)	(2.82)
	Column: [FY14CityManagerProposed]	Budget	FTE	Position Desc.			
	Description: Jones, Richard E	(\$19,814.00)	-0.2500	DELP Allocation			
	Description: Jones, Richard E	(\$21,400.00)	-0.2700	Planning Alloca			
	Description: Jones, Richard E	\$79,258.00	1.0000	Program Coord.			
	Description: Jones, Richard E	(\$19,814.00)	-0.2500	Rehab Allocatio			
	Description: Parker, Christopher G	(\$80,284.00)	-0.9500	95% Planning			
	Description: Parker, Christopher G	\$84,510.00	1.0000	Dir. of Plannin			
	Column Total:	\$22,456.00					
2100.1.180.46311.4115.06311.12.000	Regular Hourly Employees	\$5,118.00	\$11,780.00	\$11,898.00	\$11,898.00	\$118.00	1.00
	Column: [FY14CityManagerProposed]	Budget	FTE	Position Desc.			
	Description: Glidden, Jean M	(\$32,168.00)	-0.7300	73% Planning			
	Description: Glidden, Jean M	\$44,066.00	1.0000	Office Manager			
	Column Total:	\$11,898.00					
2100.1.180.46311.4170.06311.12.000	Longevity Pay	\$1,600.00	\$532.00	\$644.00	\$644.00	\$112.00	21.05
	Column: [FY14CityManagerProposed]	Budget	FTE	Position Desc.			
	Description: 1 @ 20-24 Years	\$1,600.00					
	Description: 1 @ 20-24 Years allocated	(\$1,232.00)					
	Description: Proration from Planning	\$276.00					
	Column Total:	\$644.00					
2100.1.180.46311.4211.06311.12.000	Health Insurance	\$16,385.11	\$11,260.00	\$11,380.00	\$11,380.00	\$120.00	1.07
	Column: [FY14CityManagerProposed]	Budget	FTE	Position Desc.			
	Description: Medical Premiums to LGC Health Trust	\$11,380.00					
	Column Total:	\$11,380.00					

City of Dover, New Hampshire

HUD/CDBG Expenditure Detail Report

Fiscal Year: 2013-2014

Print accounts with zero balance Round to whole dollars Account on new page

From Date: 7/1/2013

To Date: 6/30/2014

Definition: FY14 City Manager Proposed

Account	Description	FY12 Actual	FY13 Adopted Budget	FY14 Department Request	FY14 City Manager Proposed	Dollar Change	Percent Change
2100.1.180.46311.4212.06311.12.000	Dental Insurance	\$808.49	\$390.00	\$387.00	\$387.00	(\$3.00)	(0.77)
	Column: [FY14CityManagerProposed]	Budget	FTE	Position Desc.			
	Description: Dental Premiums to LGC Health Trust	\$387.00					
	Column Total:	\$387.00					
2100.1.180.46311.4213.06311.12.000	Life Insurance	\$113.39	\$84.00	\$82.00	\$82.00	(\$2.00)	(2.38)
	Column: [FY14CityManagerProposed]	Budget	FTE	Position Desc.			
	Description: Life Ins Premiums to LGC Health Trust	\$82.00					
	Column Total:	\$82.00					
2100.1.180.46311.4214.06311.12.000	Disability Insurance	\$9.80	\$23.00	\$24.00	\$24.00	\$1.00	4.35
	Column: [FY14CityManagerProposed]	Budget	FTE	Position Desc.			
	Description: Disability Premiums	\$24.00					
	Column Total:	\$24.00					
2100.1.180.46311.4220.06311.12.000	FICA	\$2,499.25	\$1,965.00	\$1,938.00	\$1,938.00	(\$27.00)	(1.37)
	Column: [FY14CityManagerProposed]	Budget	FTE	Position Desc.			
	Description: Cost of FICA - 6.2% of Wages	\$1,938.00					
	Column Total:	\$1,938.00					
2100.1.180.46311.4225.06311.12.000	Medicare	\$584.80	\$459.00	\$453.00	\$453.00	(\$6.00)	(1.31)
	Column: [FY14CityManagerProposed]	Budget	FTE	Position Desc.			
	Description: Cost of Medicare - 1.45% of wages	\$453.00					
	Column Total:	\$453.00					
2100.1.180.46311.4230.06311.12.000	Retirement	\$4,021.71	\$3,117.00	\$3,771.00	\$3,771.00	\$654.00	20.98
	Column: [FY14CityManagerProposed]	Budget	FTE	Position Desc.			
	Description: Cost of NH Retirement System payments	\$3,771.00					
	Column Total:	\$3,771.00					

City of Dover, New Hampshire

HUD/CDBG Expenditure Detail Report

Fiscal Year: 2013-2014

Print accounts with zero balance Round to whole dollars Account on new page

From Date: 7/1/2013

To Date: 6/30/2014

Definition: FY14 City Manager Proposed

Account	Description	FY12 Actual	FY13 Adopted Budget	FY14 Department Request	FY14 City Manager Proposed	Dollar Change	Percent Change
2100.1.180.46311.4240.06311.12.000	Staff Development Reimbursa	\$0.00	\$300.00	\$300.00	\$300.00	\$0.00	0.00
	Column: [FY14CityManagerProposed]	Budget	FTE	Position Desc.			
	Description: Seminars & Conferences for Staff	\$300.00					
	Column Total:	\$300.00					
2100.1.180.46311.4260.06311.12.000	Workers Comp Insurance	\$609.96	\$610.00	\$126.00	\$126.00	(\$484.00)	(79.34)
	Column: [FY14CityManagerProposed]	Budget	FTE	Position Desc.			
	Description: Workers Comp allocation self insurance	\$126.00					
	Column Total:	\$126.00					
2100.1.180.46311.4290.06311.12.000	FSA Fees	\$54.00	\$37.00	\$41.00	\$41.00	\$4.00	10.81
	Column: [FY14CityManagerProposed]	Budget	FTE	Position Desc.			
	Description: Admin fees - Flexible Spending Accts	\$41.00					
	Column Total:	\$41.00					
2100.1.180.46311.4335.06311.12.000	Auditing Services	\$4,158.00	\$4,185.00	\$3,605.00	\$3,605.00	(\$580.00)	(13.86)
	Column: [FY14CityManagerProposed]	Budget	FTE	Position Desc.			
	Description: CDBG Administration - Auditing Services	\$3,605.00					
	Column Total:	\$3,605.00					
2100.1.180.46311.4339.06311.12.000	Consulting Services	\$0.00	\$200.00	\$200.00	\$200.00	\$0.00	0.00
	Column: [FY14CityManagerProposed]	Budget	FTE	Position Desc.			
	Description: Professional Consulting Services	\$200.00					
	Column Total:	\$200.00					
2100.1.180.46311.4435.06311.12.000	Maint Chrgs - Office Equipmei	\$162.48	\$320.00	\$656.00	\$656.00	\$336.00	105.00
	Column: [FY14CityManagerProposed]	Budget	FTE	Position Desc.			
	Description: Division share of DoverNet support	\$320.00					
	Description: Division Share of PC replacement and repair costs	\$336.00					
	Column Total:	\$656.00					

City of Dover, New Hampshire

HUD/CDBG Expenditure Detail Report

Fiscal Year: 2013-2014

Print accounts with zero balance Round to whole dollars Account on new page

From Date: 7/1/2013

To Date: 6/30/2014

Definition: FY14 City Manager Proposed

Account	Description	FY12 Actual	FY13 Adopted Budget	FY14 Department Request	FY14 City Manager Proposed	Dollar Change	Percent Change
2100.1.180.46311.4531.06311.12.000	Telecommunications	\$486.05	\$400.00	\$400.00	\$400.00	\$0.00	0.00
	Column: [FY14CityManagerProposed]	Budget	FTE	Position Desc.			
	Description: Services/equipment for voice, fax, data, wireless	\$400.00					
	Column Total:	\$400.00					
2100.1.180.46311.4534.06311.12.000	Postage	\$2.46	\$100.00	\$100.00	\$100.00	\$0.00	0.00
	Column: [FY14CityManagerProposed]	Budget	FTE	Position Desc.			
	Description: Correspondence, express, and parcel delivery	\$100.00					
	Column Total:	\$100.00					
2100.1.180.46311.4540.06311.12.000	Advertising	\$104.65	\$166.00	\$166.00	\$166.00	\$0.00	0.00
	Column: [FY14CityManagerProposed]	Budget	FTE	Position Desc.			
	Description: Legal Ads	\$166.00					
	Column Total:	\$166.00					
2100.1.180.46311.4580.06311.12.000	Travel Expense	\$0.00	\$145.00	\$145.00	\$145.00	\$0.00	0.00
	Column: [FY14CityManagerProposed]	Budget	FTE	Position Desc.			
	Description: Travel to seminars/conferences	\$145.00					
	Column Total:	\$145.00					
2100.1.180.46311.4611.06311.12.000	Office Supplies	\$49.92	\$228.00	\$228.00	\$228.00	\$0.00	0.00
	Column: [FY14CityManagerProposed]	Budget	FTE	Position Desc.			
	Description: CDBG - Administration-Office Supplies	\$228.00					
	Column Total:	\$228.00					
Func: CDBG Admin - 46311		\$74,853.85	\$59,408.00	\$59,000.00	\$59,000.00	(\$408.00)	(0.69)

City of Dover, New Hampshire

HUD/CDBG Expenditure Detail Report

Fiscal Year: 2013-2014

 Print accounts with zero balance Round to whole dollars Account on new page

From Date: 7/1/2013

To Date: 6/30/2014

Definition: FY14 City Manager Proposed

Account	Description	FY12 Actual	FY13 Adopted Budget	FY14 Department Request	FY14 City Manager Proposed	Dollar Change	Percent Change
2100.1.180.46323.4110.06321.12.000	Regular Salaried Employees	\$10,759.54	\$19,814.00	\$19,814.00	\$19,814.00	\$0.00	0.00
	Column: [FY14CityManagerProposed]	Budget	FTE	Position Desc.			
	Description: Jones, Richard E	(\$59,444.00)	-0.7500	Admin/DELP/Plng			
	Description: Jones, Richard E	\$79,258.00	1.0000	CDBG Program Co			
	Column Total:	\$19,814.00					
2100.1.180.46323.4170.06321.12.000	Longevity Pay	\$0.00	\$175.00	\$400.00	\$400.00	\$225.00	128.57
	Column: [FY14CityManagerProposed]	Budget	FTE	Position Desc.			
	Description: CDBG - Housing Rehab Administration-Longevity Pay	\$400.00					
	Column Total:	\$400.00					
2100.1.180.46323.4211.06321.12.000	Health Insurance	\$3,066.31	\$5,975.00	\$6,165.00	\$6,165.00	\$190.00	3.18
	Column: [FY14CityManagerProposed]	Budget	FTE	Position Desc.			
	Description: Health Insurance Premiums to LGC Health Trust	\$6,165.00					
	Column Total:	\$6,165.00					
2100.1.180.46323.4212.06321.12.000	Dental Insurance	\$126.49	\$182.00	\$184.00	\$184.00	\$2.00	1.10
	Column: [FY14CityManagerProposed]	Budget	FTE	Position Desc.			
	Description: Dental Premiums to LGC Health Trust	\$184.00					
	Column Total:	\$184.00					
2100.1.180.46323.4213.06321.12.000	Life Insurance	\$20.67	\$48.00	\$48.00	\$48.00	\$0.00	0.00
	Column: [FY14CityManagerProposed]	Budget	FTE	Position Desc.			
	Description: Life Ins Premiums to LGC Health Trust	\$48.00					
	Column Total:	\$48.00					

City of Dover, New Hampshire

HUD/CDBG Expenditure Detail Report

Fiscal Year: 2013-2014

Print accounts with zero balance Round to whole dollars Account on new page

From Date: 7/1/2013

To Date: 6/30/2014

Definition: FY14 City Manager Proposed

Account	Description	FY12 Actual	FY13 Adopted Budget	FY14 Department Request	FY14 City Manager Proposed	Dollar Change	Percent Change
2100.1.180.46323.4220.06321.12.000	FICA	\$590.32	\$1,108.00	\$1,105.00	\$1,105.00	(\$3.00)	(0.27)
	Column: [FY14CityManagerProposed]	Budget	FTE	Position Desc.			
	Description: Cost of FICA - 6.2% of wages	\$1,105.00					
	Column Total:	\$1,105.00					
2100.1.180.46323.4225.06321.12.000	Medicare	\$138.09	\$259.00	\$258.00	\$258.00	(\$1.00)	(0.39)
	Column: [FY14CityManagerProposed]	Budget	FTE	Position Desc.			
	Description: Cost of Medicare - 1.45% of wages	\$258.00					
	Column Total:	\$258.00					
2100.1.180.46323.4230.06321.12.000	Retirement	\$970.34	\$1,779.00	\$2,177.00	\$2,177.00	\$398.00	22.37
	Column: [FY14CityManagerProposed]	Budget	FTE	Position Desc.			
	Description: Cost of NH Retirement System payments	\$2,177.00					
	Column Total:	\$2,177.00					
2100.1.180.46323.4290.06321.12.000	FSA Fees	\$0.00	\$17.00	\$19.00	\$19.00	\$2.00	11.76
	Column: [FY14CityManagerProposed]	Budget	FTE	Position Desc.			
	Description: Admin Fees - Flexible Spending Account	\$19.00					
	Column Total:	\$19.00					
2100.1.180.46323.4580.06321.12.000	Travel Expense	\$0.00	\$110.00	\$290.00	\$290.00	\$180.00	163.64
	Column: [FY14CityManagerProposed]	Budget	FTE	Position Desc.			
	Description: Travel to and from Conferences	\$290.00					
	Column Total:	\$290.00					
2100.1.180.46323.4835.06335.12.000	CDBG - Strafford County CAP	\$22,233.36	\$25,000.00	\$25,000.00	\$25,000.00	\$0.00	0.00
	Column: [FY14CityManagerProposed]	Budget	FTE	Position Desc.			
	Description: CAP Weatherization	\$25,000.00					
	Column Total:	\$25,000.00					
Func: Housing Rehab - 46323		\$37,905.12	\$54,467.00	\$55,460.00	\$55,460.00	\$993.00	1.82

City of Dover, New Hampshire

HUD/CDBG Expenditure Detail Report

Fiscal Year: 2013-2014

Print accounts with zero balance Round to whole dollars Account on new page

From Date: 7/1/2013

To Date: 6/30/2014

Definition: FY14 City Manager Proposed

Account	Description	FY12 Actual	FY13 Adopted Budget	FY14 Department Request	FY14 City Manager Proposed	Dollar Change	Percent Change
2100.1.180.46341.4110.06331.12.000	Regular Salaried Employees	\$967.45	\$0.00	\$0.00	\$0.00	\$0.00	0.00
2100.1.180.46341.4211.06331.12.000	Health Insurance	\$256.00	\$0.00	\$0.00	\$0.00	\$0.00	0.00
2100.1.180.46341.4212.06331.12.000	Dental Insurance	\$10.62	\$0.00	\$0.00	\$0.00	\$0.00	0.00
2100.1.180.46341.4213.06331.12.000	Life Insurance	\$0.69	\$0.00	\$0.00	\$0.00	\$0.00	0.00
2100.1.180.46341.4220.06331.12.000	FICA	\$53.62	\$0.00	\$0.00	\$0.00	\$0.00	0.00
2100.1.180.46341.4225.06331.12.000	Medicare	\$12.53	\$0.00	\$0.00	\$0.00	\$0.00	0.00
2100.1.180.46341.4230.06331.12.000	Retirement	\$90.27	\$0.00	\$0.00	\$0.00	\$0.00	0.00
2100.1.180.46341.4715.06331.12.000	Public Facilities - Downtown AI	\$41,333.95	\$0.00	\$0.00	\$0.00	\$0.00	0.00
2100.1.180.46341.4835.06301.12.000	CDBG - Unallocated Funding-	\$0.00	\$0.00	\$0.00	\$0.00	\$0.00	0.00
2100.1.180.46341.4835.06342.12.000	My Friends Place	\$8,150.00	\$0.00	\$0.00	\$0.00	\$0.00	0.00
2100.1.180.46341.4835.06388.12.000	Grants/Subsidy	\$0.00	\$250,000.00	\$92,034.00	\$92,034.00	(\$157,966.00)	(63.19)
Column: [FY14CityManagerProposed]		Budget	FTE	Position Desc.			
Description: McConnell Center ADA Improvements		\$15,000.00		FY14 Request			
Description: My Friend's Place		\$42,034.00		FY14 Request			
Description: The Triangle Club		\$35,000.00		FY14 Request			
Column Total:		\$92,034.00					
Func: Public Facilities - 46341		\$50,875.13	\$250,000.00	\$92,034.00	\$92,034.00	(\$157,966.00)	(63.19)
2100.1.180.46348.4835.06301.12.000	CDBG - Unallocated Funding-	\$0.00	\$0.00	\$0.00	\$0.00	\$0.00	0.00
2100.1.180.46348.4835.06333.12.000	Community Partners	\$9,900.00	\$8,600.00	\$7,500.00	\$7,500.00	(\$1,100.00)	(12.79)
Column: [FY14CityManagerProposed]		Budget	FTE	Position Desc.			
Description: Community Partners		\$7,500.00					
Column Total:		\$7,500.00					

City of Dover, New Hampshire

HUD/CDBG Expenditure Detail Report

Fiscal Year: 2013-2014

Print accounts with zero balance Round to whole dollars Account on new page

From Date: 7/1/2013

To Date: 6/30/2014

Definition: FY14 City Manager Proposed

Account	Description	FY12 Actual	FY13 Adopted Budget	FY14 Department Request	FY14 City Manager Proposed	Dollar Change	Percent Change
2100.1.180.46348.4835.06334.12.000	My Friends Place - Trans Hou	\$3,000.00	\$3,000.00	\$3,000.00	\$3,000.00	\$0.00	0.00
	Column: [FY14CityManagerProposed]	Budget	FTE	Position Desc.			
	Description: My Friends Place - Trans Housing	\$3,000.00					
	Column Total:	\$3,000.00					
2100.1.180.46348.4835.06341.12.000	Our House for Girls	\$2,846.08	\$0.00	\$0.00	\$0.00	\$0.00	0.00
2100.1.180.46348.4835.06342.12.000	My Friends Place	\$7,500.00	\$6,500.00	\$4,500.00	\$4,500.00	(\$2,000.00)	(30.77)
	Column: [FY14CityManagerProposed]	Budget	FTE	Position Desc.			
	Description: My Friends Place	\$4,500.00					
	Column Total:	\$4,500.00					
2100.1.180.46348.4835.06343.12.000	Dover Childrens Center	\$5,169.07	\$0.00	\$0.00	\$0.00	\$0.00	0.00
2100.1.180.46348.4835.06360.12.000	Welfare Security Deposits	\$9,750.00	\$8,600.00	\$8,000.00	\$8,000.00	(\$600.00)	(6.98)
	Column: [FY14CityManagerProposed]	Budget	FTE	Position Desc.			
	Description: Welfare Security Deposits	\$8,000.00					
	Column Total:	\$8,000.00					
2100.1.180.46348.4835.06361.12.000	A Safe Place	\$2,250.00	\$3,000.00	\$3,000.00	\$3,000.00	\$0.00	0.00
	Column: [FY14CityManagerProposed]	Budget	FTE	Position Desc.			
	Description: A Safe Place	\$3,000.00					
	Column Total:	\$3,000.00					
2100.1.180.46348.4835.06367.12.000	Aids Response	\$8,400.00	\$6,500.00	\$4,000.00	\$4,000.00	(\$2,500.00)	(38.46)
	Column: [FY14CityManagerProposed]	Budget	FTE	Position Desc.			
	Description: Aids Response	\$4,000.00					
	Column Total:	\$4,000.00					
2100.1.180.46348.4835.06377.12.000	Cross Roads House	\$4,500.00	\$5,700.00	\$5,000.00	\$5,000.00	(\$700.00)	(12.28)
	Column: [FY14CityManagerProposed]	Budget	FTE	Position Desc.			
	Description: Cross Roads House	\$5,000.00					
	Column Total:	\$5,000.00					

City of Dover, New Hampshire

HUD/CDBG Expenditure Detail Report

Fiscal Year: 2013-2014

Print accounts with zero balance Round to whole dollars Account on new page

From Date: 7/1/2013

To Date: 6/30/2014

Definition: FY14 City Manager Proposed

Account	Description	FY12 Actual	FY13 Adopted Budget	FY14 Department Request	FY14 City Manager Proposed	Dollar Change	Percent Change
2100.1.180.46348.4835.06380.12.000	Homeless Center for Strafford	\$8,050.00	\$6,500.00	\$4,000.00	\$4,000.00	(\$2,500.00)	(38.46)
	Column: [FY14CityManagerProposed]	Budget	FTE	Position Desc.			
	Description: Homeless Center for Strafford County	\$4,000.00					
	Column Total:	\$4,000.00					
2100.1.180.46348.4835.06388.12.000	My Friends Place	\$0.00	\$0.00	\$0.00	\$0.00	\$0.00	0.00
Func: Public Services - 46348		\$61,365.15	\$48,400.00	\$39,000.00	\$39,000.00	(\$9,400.00)	(19.42)
2100.1.180.46525.4110.06621.12.000	Regular Salaried Employees	\$17,820.86	\$19,814.00	\$19,814.00	\$19,814.00	\$0.00	0.00
	Column: [FY14CityManagerProposed]	Budget	FTE	Position Desc.			
	Description: Jones, Richard E	(\$59,444.00)	-0.7500	Admin/Rehab/Pln			
	Description: Jones, Richard E	\$79,258.00	1.0000	CDBG Program Co			
	Column Total:	\$19,814.00					
2100.1.180.46525.4170.06621.12.000	Longevity Pay	\$0.00	\$174.00	\$400.00	\$400.00	\$226.00	129.89
	Column: [FY14CityManagerProposed]	Budget	FTE	Position Desc.			
	Description: CDBG Economic Loan Admin - Longevity Pay	\$400.00					
	Column Total:	\$400.00					
2100.1.180.46525.4211.06621.12.000	Health Insurance	\$5,149.44	\$5,975.00	\$6,165.00	\$6,165.00	\$190.00	3.18
	Column: [FY14CityManagerProposed]	Budget	FTE	Position Desc.			
	Description: Medical Premiums to LGC Health Trust	\$6,165.00					
	Column Total:	\$6,165.00					
2100.1.180.46525.4212.06621.12.000	Dental Insurance	\$212.42	\$182.00	\$184.00	\$184.00	\$2.00	1.10
	Column: [FY14CityManagerProposed]	Budget	FTE	Position Desc.			
	Description: Dental Premiums to LGC Health Trust	\$184.00					
	Column Total:	\$184.00					

City of Dover, New Hampshire

HUD/CDBG Expenditure Detail Report

Fiscal Year: 2013-2014

Print accounts with zero balance Round to whole dollars Account on new page

From Date: 7/1/2013

To Date: 6/30/2014

Definition: FY14 City Manager Proposed

Account	Description	FY12 Actual	FY13 Adopted Budget	FY14 Department Request	FY14 City Manager Proposed	Dollar Change	Percent Change
2100.1.180.46525.4213.06621.12.000	Life Insurance	\$43.49	\$48.00	\$48.00	\$48.00	\$0.00	0.00
	Column: [FY14CityManagerProposed]	Budget	FTE	Position Desc.			
	Description: Life Ins Premiums to LGC Health Trust	\$48.00					
	Column Total:	\$48.00					
2100.1.180.46525.4220.06621.12.000	FICA	\$977.30	\$1,108.00	\$1,105.00	\$1,105.00	(\$3.00)	(0.27)
	Column: [FY14CityManagerProposed]	Budget	FTE	Position Desc.			
	Description: Cost of FICA - 6.2% of Wages	\$1,105.00					
	Column Total:	\$1,105.00					
2100.1.180.46525.4225.06621.12.000	Medicare	\$228.63	\$259.00	\$258.00	\$258.00	(\$1.00)	(0.39)
	Column: [FY14CityManagerProposed]	Budget	FTE	Position Desc.			
	Description: Cost of Medicare - 1.45% of Wages	\$258.00					
	Column Total:	\$258.00					
2100.1.180.46525.4230.06621.12.000	Retirement	\$1,594.35	\$1,779.00	\$2,177.00	\$2,177.00	\$398.00	22.37
	Column: [FY14CityManagerProposed]	Budget	FTE	Position Desc.			
	Description: Cost of NH Retirement System payments	\$2,177.00					
	Column Total:	\$2,177.00					
2100.1.180.46525.4290.06621.12.000	FSA Fees	\$0.00	\$17.00	\$19.00	\$19.00	\$2.00	11.76
	Column: [FY14CityManagerProposed]	Budget	FTE	Position Desc.			
	Description: Admin Fees - Flexible Spending Account	\$19.00					
	Column Total:	\$19.00					
2100.1.180.46525.4580.06621.12.000	Travel Expense	\$0.00	\$111.00	\$110.00	\$110.00	(\$1.00)	(0.90)
	Column: [FY14CityManagerProposed]	Budget	FTE	Position Desc.			
	Description: Travel to and from conferences and seminars	\$110.00					
	Column Total:	\$110.00					

City of Dover, New Hampshire

HUD/CDBG Expenditure Detail Report

Fiscal Year: 2013-2014

 Print accounts with zero balance Round to whole dollars Account on new page

From Date: 7/1/2013

To Date: 6/30/2014

Definition: FY14 City Manager Proposed

Account	Description	FY12 Actual	FY13 Adopted Budget	FY14 Department Request	FY14 City Manager Proposed	Dollar Change	Percent Change
2100.1.180.46525.4835.06621.12.000	Grants/Subsidy	\$0.00	\$0.00	\$98,126.00	\$98,126.00	\$98,126.00	0.00
	Column: [FY14CityManagerProposed]	Budget	FTE	Position Desc.			
	Description: Economic Loan Program	\$98,126.00					
	Column Total:	\$98,126.00					
	Func: Econ Dev Assist - 46525	\$26,026.49	\$29,467.00	\$128,406.00	\$128,406.00	\$98,939.00	335.76
	Grand Total:	\$251,025.74	\$441,742.00	\$373,900.00	\$373,900.00	(\$67,842.00)	(15.36)

End of Report

POLICE

TAB 9

POLICE

TAB 9

POLICE

Division: Administration

Function 42110

Mission Statement:

To plan, manage and direct the overall delivery of services provided to the community by field and supporting services in a manner that is appropriate, cost effective, coordinated with other City Services and responsive to the needs and concerns of the citizens of Dover.

Major Services/Responsibilities:

- Budget preparation and management
- Planning
- Purchasing
- Oversight of grants
- Administration of collective bargaining agreements
- Oversight of agency discipline and morale of employees
- Overall direction, management and administration of the agency

Key Fiscal Year Objectives:

Continue to ensure that the department provides high quality and efficient police services to the community within the resources provided, while making full use of alternative funding sources and superior management practices.

Performance Measures:

Description	FY12 Act	FY13 Est	FY14 Est
Continuously review all written directives	Ongoing	Ongoing	Ongoing
Complete staff inspections of all major units & functions	Ongoing	Ongoing	Ongoing
Re-Accreditation of Police Department	Ongoing	Ongoing	Ongoing
Complete FY14 Budget per City Schedule	Completed	Completed	In Progress

City of Dover, New Hampshire

General Fund Expenditure Detail Report

Fiscal Year: 2013-2014

Print accounts with zero balance Round to whole dollars Account on new page

From Date: 7/1/2013

To Date: 6/30/2014

Definition: FY14 City Manager Proposed

Account	Description	FY12 Actual	FY13 Adopted Budget	FY14 Department Request	FY14 City Manager Proposed	Dollar Change	Percent Change
1000.1.210.42110.4110.00000.00.000	Police Admin-Regular Salaries	\$108,739.78	\$109,452.00	\$109,702.00	\$109,702.00	\$250.00	0.23
	Column: [FY14CityManagerProposed]	Budget	FTE	Position Desc.			
	Description: Colarusso, Anthony F	\$109,702.00	1.0000	Police Chief			
	Column Total:	\$109,702.00					
1000.1.210.42110.4115.00000.00.000	Police Admin-Regular Hourly	\$45,803.52	\$46,826.00	\$46,826.00	\$46,826.00	\$0.00	0.00
	Column: [FY14CityManagerProposed]	Budget	FTE	Position Desc.			
	Description: Sick Buy Out	\$338.00					
	Description: Young, Melissa A	\$1,400.00		Education Incen			
	Description: Young, Melissa A	\$45,088.00	0.8750	Executive Secre			
	Column Total:	\$46,826.00					
1000.1.210.42110.4170.00000.00.000	Police Admin-Longevity Pay	\$2,650.00	\$2,650.00	\$2,650.00	\$2,650.00	\$0.00	0.00
	Column: [FY14CityManagerProposed]	Budget	FTE	Position Desc.			
	Description: 1 @ 15-19 years	\$1,050.00					
	Description: 1 @ 25-29 years	\$1,600.00					
	Column Total:	\$2,650.00					
1000.1.210.42110.4211.00000.00.000	Police Admin-Health Insuranc	\$35,319.08	\$37,887.00	\$40,188.00	\$39,727.00	\$1,840.00	4.86
	Column: [FY14CityManagerProposed]	Budget	FTE	Position Desc.			
	Description: Medical Premiums to LGC HealthTrust	\$40,188.00					
	Description: z CM Reduction - Savings Actual Rate vs GMR	(\$461.00)					
	Column Total:	\$39,727.00					
1000.1.210.42110.4212.00000.00.000	Police Admin-Dental Insuranc	\$1,374.30	\$1,093.00	\$1,106.00	\$1,106.00	\$13.00	1.19
	Column: [FY14CityManagerProposed]	Budget	FTE	Position Desc.			
	Description: Dental Premiums to LGC HealthTrust	\$1,106.00					
	Column Total:	\$1,106.00					

City of Dover, New Hampshire

General Fund Expenditure Detail Report

Fiscal Year: 2013-2014

Print accounts with zero balance Round to whole dollars Account on new page

From Date: 7/1/2013

To Date: 6/30/2014

Definition: FY14 City Manager Proposed

Account	Description	FY12 Actual	FY13 Adopted Budget	FY14 Department Request	FY14 City Manager Proposed	Dollar Change	Percent Change
1000.1.210.42110.4213.00000.00.000	Police Admin-Life Insurance	\$308.88	\$371.00	\$371.00	\$371.00	\$0.00	0.00
	Column: [FY14CityManagerProposed]	Budget	FTE	Position Desc.			
	Description: Life Premiums to LGC HealthTrust	\$371.00					
	Column Total:	\$371.00					
1000.1.210.42110.4214.00000.00.000	Police Admin-Disability Insura	\$732.00	\$821.00	\$823.00	\$823.00	\$2.00	0.24
	Column: [FY14CityManagerProposed]	Budget	FTE	Position Desc.			
	Description: Disability Premiums	\$823.00					
	Column Total:	\$823.00					
1000.1.210.42110.4220.00000.00.000	Police Admin-FICA	\$3,675.62	\$2,968.00	\$2,947.00	\$2,947.00	(\$21.00)	(0.71)
	Column: [FY14CityManagerProposed]	Budget	FTE	Position Desc.			
	Description: Cost of FICA - 6.2% of Wages	\$2,947.00					
	Column Total:	\$2,947.00					
1000.1.210.42110.4225.00000.00.000	Police Admin-Medicare	\$859.66	\$694.00	\$689.00	\$689.00	(\$5.00)	(0.72)
	Column: [FY14CityManagerProposed]	Budget	FTE	Position Desc.			
	Description: Cost of Medicare - 1.45% of wages	\$689.00					
	Column Total:	\$689.00					
1000.1.210.42110.4230.00000.00.000	Police Admin-Retirement	\$25,156.51	\$26,369.00	\$33,279.00	\$33,279.00	\$6,910.00	26.21
	Column: [FY14CityManagerProposed]	Budget	FTE	Position Desc.			
	Description: Cost of NH Retirement System payments	\$33,279.00					
	Column Total:	\$33,279.00					
1000.1.210.42110.4240.00000.00.000	Police Admin-Staff Developme	\$290.00	\$475.00	\$475.00	\$475.00	\$0.00	0.00
	Column: [FY14CityManagerProposed]	Budget	FTE	Position Desc.			
	Description: IACP Conference & NH Chiefs of Police Conf	\$475.00					
	Column Total:	\$475.00					

City of Dover, New Hampshire

General Fund Expenditure Detail Report

Fiscal Year: 2013-2014

Print accounts with zero balance Round to whole dollars Account on new page

From Date: 7/1/2013

To Date: 6/30/2014

Definition: FY14 City Manager Proposed

Account	Description	FY12 Actual	FY13 Adopted Budget	FY14 Department Request	FY14 City Manager Proposed	Dollar Change	Percent Change
1000.1.210.42110.4260.00000.00.000	Police Admin-Worker's Comp	\$1,403.04	\$1,403.00	\$3,898.00	\$3,898.00	\$2,495.00	177.83
	Column: [FY14CityManagerProposed]	Budget	FTE	Position Desc.			
	Description: Workers Comp allocation of self insurance	\$3,898.00					
	Column Total:	\$3,898.00					
1000.1.210.42110.4291.00000.00.000	Police Admin-Uniform & Clear	\$315.00	\$315.00	\$315.00	\$315.00	\$0.00	0.00
	Column: [FY14CityManagerProposed]	Budget	FTE	Position Desc.			
	Description: Young, Melissa A	\$315.00		Clothing Allow			
	Column Total:	\$315.00					
Budg_Cat: Personal Services - 100		\$226,627.39	\$231,324.00	\$243,269.00	\$242,808.00	\$11,484.00	4.96
1000.1.210.42110.4435.00000.00.000	Police Admin - Maint Chrgs - C	\$0.00	\$0.00	\$401.00	\$401.00	\$401.00	0.00
	Column: [FY14CityManagerProposed]	Budget	FTE	Position Desc.			
	Description: DoverNet 2 computers @\$162.88	\$326.00					
	Description: Printer Maint	\$45.00					
	Description: UPS	\$30.00					
	Column Total:	\$401.00					
1000.1.210.42110.4522.00000.00.000	Police Admin-Vehicle & Equip	\$897.00	\$449.00	\$449.00	\$449.00	\$0.00	0.00
	Column: [FY14CityManagerProposed]	Budget	FTE	Position Desc.			
	Description: Cost of LGC Vehicle Insur	\$449.00					
	Column Total:	\$449.00					
1000.1.210.42110.4523.00000.00.000	Police Admin-Police Liab Insu	\$1,279.00	\$1,279.00	\$1,279.00	\$1,279.00	\$0.00	0.00
	Column: [FY14CityManagerProposed]	Budget	FTE	Position Desc.			
	Description: Cost of LGC Police Liability Insur	\$1,279.00					
	Column Total:	\$1,279.00					

City of Dover, New Hampshire

General Fund Expenditure Detail Report

Fiscal Year: 2013-2014

Print accounts with zero balance Round to whole dollars Account on new page

From Date: 7/1/2013

To Date: 6/30/2014

Definition: FY14 City Manager Proposed

Account	Description	FY12 Actual	FY13 Adopted Budget	FY14 Department Request	FY14 City Manager Proposed	Dollar Change	Percent Change
1000.1.210.42110.4524.00000.00.000	Police Admin-Public Liab Insu	\$1,114.40	\$1,114.00	\$1,115.00	\$1,115.00	\$1.00	0.09
	Column: [FY14CityManagerProposed]	Budget	FTE	Position Desc.			
	Description: Cost of LGC Public Liability Insur	\$1,115.00					
	Column Total:	\$1,115.00					
1000.1.210.42110.4531.00000.00.000	Telecommunications	\$2,335.48	\$1,660.00	\$1,560.00	\$1,560.00	(\$100.00)	(6.02)
	Column: [FY14CityManagerProposed]	Budget	FTE	Position Desc.			
	Description: Services/equipment for voice, fax, data, wireless	\$1,560.00					
	Column Total:	\$1,560.00					
1000.1.210.42110.4534.00000.00.000	Police Admin-Postage	\$0.00	\$65.00	\$65.00	\$65.00	\$0.00	0.00
	Column: [FY14CityManagerProposed]	Budget	FTE	Position Desc.			
	Description: Correspondence, express and parcel delivery	\$65.00					
	Column Total:	\$65.00					
1000.1.210.42110.4580.00000.00.000	Police Admin - Travel Expens	\$1,265.83	\$2,500.00	\$1,500.00	\$1,500.00	(\$1,000.00)	(40.00)
	Column: [FY14CityManagerProposed]	Budget	FTE	Position Desc.			
	Description: IACP and NHCOP Conferences	\$1,500.00					
	Column Total:	\$1,500.00					
Budg_Cat: Purchased Services - 300		\$6,891.71	\$7,067.00	\$6,369.00	\$6,369.00	(\$698.00)	(9.88)
1000.1.210.42110.4626.00000.00.000	Police Admin-Vehicle Fuels	\$766.46	\$725.00	\$600.00	\$600.00	(\$125.00)	(17.24)
	Column: [FY14CityManagerProposed]	Budget	FTE	Position Desc.			
	Description: Vehicle Fuel 173 gal @ \$3.46/gallon	\$600.00					
	Column Total:	\$600.00					
1000.1.210.42110.4631.00000.00.000	Police Admin - Food	\$48.09	\$0.00	\$0.00	\$0.00	\$0.00	0.00
1000.1.210.42110.4640.00000.00.000	Police Admin-Books & Publica	\$200.60	\$210.00	\$0.00	\$0.00	(\$210.00)	(100.00)

City of Dover, New Hampshire

General Fund Expenditure Detail Report

Fiscal Year: 2013-2014

Print accounts with zero balance Round to whole dollars Account on new page

From Date: 7/1/2013

To Date: 6/30/2014

Definition: FY14 City Manager Proposed

Account	Description	FY12 Actual	FY13 Adopted Budget	FY14 Department Request	FY14 City Manager Proposed	Dollar Change	Percent Change
1000.1.210.42110.4654.00000.00.000	Police Admin-Maint Supplies -	\$356.65	\$222.00	\$222.00	\$222.00	\$0.00	0.00
	Column: [FY14CityManagerProposed]	Budget	FTE	Position Desc.			
	Description: Tires, parts, maintenance	\$222.00					
	Column Total:	\$222.00					
1000.1.210.42110.4661.00000.00.000	Police Admin-Fleet Maintenan	\$1,356.96	\$1,439.00	\$1,519.00	\$1,519.00	\$80.00	5.56
	Column: [FY14CityManagerProposed]	Budget	FTE	Position Desc.			
	Description: Allocation of Fleet Maintenance Budget	\$1,519.00					
	Column Total:	\$1,519.00					
Budg_Cat: Supplies - 600		\$2,728.76	\$2,596.00	\$2,341.00	\$2,341.00	(\$255.00)	(9.82)
1000.1.210.42110.4810.00000.00.000	Police Admin - Membership D	\$220.00	\$280.00	\$280.00	\$280.00	\$0.00	0.00
	Column: [FY14CityManagerProposed]	Budget	FTE	Position Desc.			
	Description: IACP and NHCOP Dues	\$280.00					
	Column Total:	\$280.00					
Budg_Cat: Other Expenses - 800		\$220.00	\$280.00	\$280.00	\$280.00	\$0.00	0.00
Func: Police Admin - 42110		\$236,467.86	\$241,267.00	\$252,259.00	\$251,798.00	\$10,531.00	4.36

POLICE

Division: Field Operations

Function 42120

Mission Statement:

To provide high quality, exceptional police services to the community in a manner that is helpful, caring and responsive to the actual needs of our citizens and consistent with the overall goal of improving the quality of life in the City of Dover.

Major Services/Responsibilities:

- Respond to emergency and routine service requests
- Accident investigation
- Traffic management and direction
- Criminal investigation
- Crime prevention
- Animal Control Services
- Traffic/Pedestrian safety and enforcement

Key Fiscal Year Objectives:

- Secure grant funding for a minimum of 490 man hours of overtime enforcement patrols to target pedestrian, speed, traffic signal and DWI related violations
- Reduce the propensity for traffic collisions on municipally controlled roadways in the city through traffic enforcement programs, high visibility patrols, and effective prosecution of offenders.
- Enforce City of Dover Dog Ordinances and educate the public of animal related health issues.
- Purchase enough police vehicles to insure a safe fleet and decrease maintenance costs
- Enhance the safety and atmosphere in the Downtown Business District through use of the Mounted Patrol Unit, Bicycle Patrol Unit and Walking Patrol details, and involvement with various Downtown Business Groups
- Respond to Priority One calls for service, which are those calls requiring an immediate response-such as crimes in progress, accidents, involving injury, and alarms- in less than six (6) minutes.
- Enforce traffic laws to maintain motorist and pedestrian safety.

Performance Measures:

Description	FY12 Act	FY13 Est	FY14 Est
Total calls for service responded to	31,377	31,500	32,000
Directed Patrol Man Hours	555	550	560
Motor Vehicle Collisions Investigated	765	775	750
Animal Calls Responded To By The Animal Control Officer	283	300	310
Mounted Unit Maintain Proactive patrol in downtown and community trails	Ongoing	Ongoing	Ongoing
Average response time for Priority one calls service	4.47 min	5.00 min	4.5 min
Total motor vehicle stops	13,245	13,500	14,000

City of Dover, New Hampshire

General Fund Expenditure Detail Report

Fiscal Year: 2013-2014

 Print accounts with zero balance
 Round to whole dollars
 Account on new page

From Date: 7/1/2013

To Date: 6/30/2014

Definition: FY14 City Manager Proposed

Account	Description	FY12 Actual	FY13 Adopted Budget	FY14 Department Request	FY14 City Manager Proposed	Dollar Change	Percent Change
1000.1.210.42120.4110.00000.00.000	Police Operations - Regular S	\$77,135.92	\$79,524.00	\$82,989.00	\$82,989.00	\$3,465.00	4.36
Column: [FY14CityManagerProposed]		Budget	FTE	Position Desc.			
	Description: Breault, William M	\$77,669.00	1.0000	Police Captain			
	Description: Educational Incentive	\$2,000.00					
	Description: Holiday Pay	\$3,320.00					
	Column Total:	\$82,989.00					

City of Dover, New Hampshire

General Fund Expenditure Detail Report

Fiscal Year: 2013-2014

Print accounts with zero balance Round to whole dollars Account on new page

From Date: 7/1/2013

To Date: 6/30/2014

Definition: FY14 City Manager Proposed

Account	Description	FY12 Actual	FY13 Adopted Budget	FY14 Department Request	FY14 City Manager Proposed	Dollar Change	Percent Change
1000.1.210.42120.4115.00000.00.000	Police Operations-Regular Ho	\$1,712,956.84	\$1,951,813.00	\$2,095,790.00	\$1,999,918.00	\$48,105.00	2.46

Column: [FY14CityManagerProposed]

Description	Budget	FTE	Position Desc.
Description: 457 Incentive Pay	\$2,059.00		
Description: Beaulieu, Carey R	\$81,695.00	1.0000	Police Lieutena
Description: Caproni, Joseph A	\$62,118.00	1.0000	Police Officer
Description: Carlson, Oake D	\$56,824.00	1.0000	Police Officer
Description: Choi, Andrew S	\$48,422.00	1.0000	Police Officer
Description: Collis, David	\$45,693.00	1.0000	Police Officer
Description: Collopy, Mark	\$68,627.00	1.0000	Police Sergeant
Description: Dunne, Brynn L	\$51,981.00	1.0000	Police Officer
Description: Feliciano, Jason M	\$57,305.00	1.0000	Police Officer
Description: Flanagan, Lois	\$4,897.00	0.2000	Crossing Guard
Description: Gebers, Daniel W	\$59,479.00	1.0000	Police Officer
Description: Gore, Juel K	\$54,202.00	1.0000	Police Officer
Description: Gould, Brad J	\$69,250.00	1.0000	Police Sergeant
Description: Harrington, Janine	\$68,933.00	1.0000	Police Sergeant
Description: Keefe, Timothy J	\$61,492.00	1.0000	Police Officer
Description: Kennedy, Sean K	\$58,769.00	1.0000	Police Officer
Description: Khalsa, Dev Atma	\$56,917.00	1.0000	Police Officer
Description: Ladisheff, Kathy M	\$35,283.00	1.0000	Animal Control
Description: Lazos, Petros	\$44,188.00	1.0000	Police Officer
Description: Letendre, Ronald A	\$57,683.00	1.0000	Police Officer
Description: Levin, Paul R	\$57,683.00	1.0000	Police Officer
Description: Lilystrom, Benjamin D	\$55,269.00	1.0000	Police Officer
Description: Malsbury, William T	\$70,749.00	1.0000	Police Sergeant
Description: Martinelli, David W	\$78,808.00	1.0000	Police Lieutena
Description: Mask, Sean	\$55,420.00	1.0000	Police Officer
Description: Mitrushi, Alexander	\$56,527.00	1.0000	Police Officer

City of Dover, New Hampshire

General Fund Expenditure Detail Report

Fiscal Year: 2013-2014

Print accounts with zero balance Round to whole dollars Account on new page

From Date: 7/1/2013

To Date: 6/30/2014

Definition: FY14 City Manager Proposed

Account	Description	FY12 Actual	FY13 Adopted Budget	FY14 Department Request	FY14 City Manager Proposed	Dollar Change	Percent Change
	Description: Murch, Michelle L	\$64,291.00	1.0000	Police Officer			
	Description: Petrin, Scott M	\$57,858.00	1.0000	Police Officer			
	Description: Pieniasek, Christopher J	\$47,661.00	1.0000	Police Officer			
	Description: Police Education Incentive	\$51,609.00					
	Description: Police Holiday pay	\$87,280.00					
	Description: Russell, Robert W	\$57,007.00	1.0000	Police Officer			
	Description: Sick Buy Out	\$5,500.00					
	Description: Speidel, Marn E	\$70,754.00	1.0000	Police Sergeant			
	Description: TBD New Position 1 - CM Reduction	(\$47,936.00)	-1.0000	Remove New Pos			
	Description: TBD New Position 2 - CM Reduction	(\$47,936.00)	-1.0000	Remove New Pos			
	Description: TBD Police Officer 1	\$43,971.00	1.0000	New Position			
	Description: TBD Police Officer 2	\$43,971.00	1.0000	New Position			
	Description: TBD Police Officer Existing Position	\$88,159.00	2.0000	Vacant Position			
	Description: Yerardi, James M	\$57,456.00	1.0000	Police Officer			
	Column Total:	\$1,999,918.00					
1000.1.210.42120.4130.00000.00.000.	Police Operations-Overtime P	\$163,070.09	\$151,200.00	\$148,400.00	\$148,400.00	(\$2,800.00)	(1.85)
	Column: [FY14CityManagerProposed]	Budget	FTE	Position Desc.			
	Description: At 1.5 times - includes Extended workday	\$12,000.00					
	Description: Call Back Assignment	\$10,200.00					
	Description: Leave coverage	\$44,000.00					
	Description: Sick Leave Coverage	\$3,500.00					
	Description: Special Assisgnments	\$13,500.00					
	Description: Special Events	\$8,500.00					
	Description: Training	\$24,000.00					
	Description: Training Coverage	\$18,700.00					
	Description: Witness Fees (Court)	\$14,000.00					
	Column Total:	\$148,400.00					

City of Dover, New Hampshire

General Fund Expenditure Detail Report

Fiscal Year: 2013-2014

Print accounts with zero balance Round to whole dollars Account on new page

From Date: 7/1/2013

To Date: 6/30/2014

Definition: FY14 City Manager Proposed

Account	Description	FY12 Actual	FY13 Adopted Budget	FY14 Department Request	FY14 City Manager Proposed	Dollar Change	Percent Change
1000.1.210.42120.4170.00000.00.000	Police Operations-Longevity F	\$16,000.00	\$16,800.00	\$18,800.00	\$18,800.00	\$2,000.00	11.90
	Column: [FY14CityManagerProposed]	Budget	FTE	Position Desc.			
	Description: 12 @ 10-14 years	\$9,600.00					
	Description: 2 @ 20-24 years	\$3,200.00					
	Description: 3 @ 15-19 years	\$3,600.00					
	Description: 6 @ 5-9 years	\$2,400.00					
	Column Total:	\$18,800.00					
1000.1.210.42120.4211.00000.00.000	Police Operations-Health Insu	\$468,903.69	\$487,465.00	\$533,336.00	\$511,999.00	\$24,534.00	5.03
	Column: [FY14CityManagerProposed]	Budget	FTE	Position Desc.			
	Description: Medical Premiums to LGC HealthTrust	\$533,336.00					
	Description: zCM Reduction - Savings Actual Rate vs GMR	(\$3,071.00)					
	Description: zCM Reduction - Remove Two New Officer Positions	(\$18,266.00)					
	Column Total:	\$511,999.00					
1000.1.210.42120.4212.00000.00.000	Police Operations-Dental Insu	\$20,905.02	\$16,836.00	\$17,248.00	\$16,494.00	(\$342.00)	(2.03)
	Column: [FY14CityManagerProposed]	Budget	FTE	Position Desc.			
	Description: Dental Premiums to LGC HealthTrust	\$17,248.00					
	Description: zCM Reduction - Remove Two New Officer Positions	(\$754.00)					
	Column Total:	\$16,494.00					
1000.1.210.42120.4213.00000.00.000	Police Operations-Life Insurar	\$3,560.45	\$4,530.00	\$4,853.00	\$4,643.00	\$113.00	2.49
	Column: [FY14CityManagerProposed]	Budget	FTE	Position Desc.			
	Description: Life Premiums to LGC HealthTrust	\$4,853.00					
	Description: zCM Reduction - Remove Two New Officer Positions	(\$210.00)					
	Column Total:	\$4,643.00					

City of Dover, New Hampshire

General Fund Expenditure Detail Report

Fiscal Year: 2013-2014

Print accounts with zero balance Round to whole dollars Account on new page

From Date: 7/1/2013

To Date: 6/30/2014

Definition: FY14 City Manager Proposed

Account	Description	FY12 Actual	FY13 Adopted Budget	FY14 Department Request	FY14 City Manager Proposed	Dollar Change	Percent Change
1000.1.210.42120.4220.00000.00.000	Police Operations-FICA	\$887.26	\$7,963.00	\$2,786.00	\$2,786.00	(\$5,177.00)	(65.01)
	Column: [FY14CityManagerProposed]	Budget	FTE	Position Desc.			
	Description: Cost of FICA - 6.2% of Wages	\$2,786.00					
	Column Total:	\$2,786.00					
1000.1.210.42120.4225.00000.00.000	Police Operations-Medicare	\$28,866.83	\$29,677.00	\$31,118.00	\$29,794.00	\$117.00	0.39
	Column: [FY14CityManagerProposed]	Budget	FTE	Position Desc.			
	Description: Cost of Medicare - 1.45% of wages	\$31,118.00					
	Description: zCM Reduction - Remove Two New Officer Positions	(\$1,324.00)					
	Column Total:	\$29,794.00					
1000.1.210.42120.4230.00000.00.000	Police Operations-Retirement	\$390,645.83	\$439,437.00	\$585,544.00	\$561,288.00	\$121,851.00	27.73
	Column: [FY14CityManagerProposed]	Budget	FTE	Position Desc.			
	Description: Cost of NH Retirement System payments	\$585,544.00					
	Description: zCM Reduction - Remove Two New Officer Positions	(\$24,256.00)					
	Column Total:	\$561,288.00					
1000.1.210.42120.4240.00000.00.000	Police Operations-Staff Devel	\$3,883.25	\$3,872.00	\$2,700.00	\$2,700.00	(\$1,172.00)	(30.27)
	Column: [FY14CityManagerProposed]	Budget	FTE	Position Desc.			
	Description: Advanced Sniper Training	\$700.00					
	Description: Mounted Patrol Clinic	\$1,500.00					
	Description: SWAT Liability Training	\$500.00					
	Column Total:	\$2,700.00					
1000.1.210.42120.4260.00000.00.000	Police Operations-Worker's C	\$31,605.00	\$31,605.00	\$57,387.00	\$57,387.00	\$25,782.00	81.58
	Column: [FY14CityManagerProposed]	Budget	FTE	Position Desc.			
	Description: Workers Comp allocation of self insurance	\$57,387.00					
	Column Total:	\$57,387.00					

City of Dover, New Hampshire

General Fund Expenditure Detail Report

Fiscal Year: 2013-2014

Print accounts with zero balance Round to whole dollars Account on new page

From Date: 7/1/2013

To Date: 6/30/2014

Definition: FY14 City Manager Proposed

Account	Description	FY12 Actual	FY13 Adopted Budget	FY14 Department Request	FY14 City Manager Proposed	Dollar Change	Percent Change
1000.1.210.42120.4290.00000.00.000	Police Operations-FSA Fees	\$612.00	\$396.00	\$525.00	\$525.00	\$129.00	32.58
	Column: [FY14CityManagerProposed]	Budget	FTE	Position Desc.			
	Description: Admin fees - Flexible Spending Accts	\$525.00					
	Column Total:	\$525.00					
1000.1.210.42120.4291.00000.00.000	Police Operations-Uniform & C	\$18,087.50	\$21,550.00	\$21,550.00	\$21,550.00	\$0.00	0.00
	Column: [FY14CityManagerProposed]	Budget	FTE	Position Desc.			
	Description: Police Cleaning Allowance	\$21,550.00					
	Column Total:	\$21,550.00					
Budg_Cat: Personal Services - 100		\$2,937,119.68	\$3,242,668.00	\$3,603,026.00	\$3,459,273.00	\$216,605.00	6.68
1000.1.210.42120.4336.00000.00.000	Police Operations-Medical Se	\$2,533.00	\$2,500.00	\$1,906.00	\$1,906.00	(\$594.00)	(23.76)
	Column: [FY14CityManagerProposed]	Budget	FTE	Position Desc.			
	Description: Critical Incident Debriefings 2 @ \$175 ea	\$350.00					
	Description: Entry Level Medical Exam 1@\$500	\$500.00					
	Description: In-Service Medical Exam 2@\$328 ea	\$656.00					
	Description: Psych Screening 1@\$400	\$400.00					
	Column Total:	\$1,906.00					
1000.1.210.42120.4339.00000.00.000	Police Operations - Consulting	\$2,884.93	\$6,500.00	\$6,500.00	\$6,500.00	\$0.00	0.00
	Column: [FY14CityManagerProposed]	Budget	FTE	Position Desc.			
	Description: Annual fee, services @ K9 Kaos	\$4,500.00					
	Description: Miscellaneous Veterinary Services	\$2,000.00					
	Column Total:	\$6,500.00					

City of Dover, New Hampshire

General Fund Expenditure Detail Report

Fiscal Year: 2013-2014

 Print accounts with zero balance
 Round to whole dollars
 Account on new page

From Date: 7/1/2013

To Date: 6/30/2014

Definition: FY14 City Manager Proposed

Account	Description	FY12 Actual	FY13 Adopted Budget	FY14 Department Request	FY14 City Manager Proposed	Dollar Change	Percent Change
1000.1.210.42120.4435.00000.00.000	Police Operations - Maint Chr	\$60.00	\$950.00	\$2,735.00	\$2,735.00	\$1,785.00	187.89
	Column: [FY14CityManagerProposed]	Budget	FTE	Position Desc.			
	Description: Computer Maint (DoverNet) 11@\$168.27	\$1,851.00					
	Description: Printer Maint 2@\$45.00	\$90.00					
	Description: Radar Maintenance	\$700.00					
	Description: UPS	\$94.00					
	Column Total:	\$2,735.00					
1000.1.210.42120.4521.00000.00.000	Police Operations-Property In:	\$2,790.18	\$2,840.00	\$2,847.00	\$2,847.00	\$7.00	0.25
	Column: [FY14CityManagerProposed]	Budget	FTE	Position Desc.			
	Description: Cost of LGC Property Insur	\$2,847.00					
	Column Total:	\$2,847.00					
1000.1.210.42120.4522.00000.00.000	Police Operations-Vehicle & E	\$8,491.85	\$7,626.00	\$7,178.00	\$7,178.00	(\$448.00)	(5.87)
	Column: [FY14CityManagerProposed]	Budget	FTE	Position Desc.			
	Description: Cost of LGC Vehicle Insur	\$7,178.00					
	Column Total:	\$7,178.00					
1000.1.210.42120.4523.00000.00.000	Police Operations-Police Liab	\$40,924.00	\$42,203.00	\$42,203.00	\$42,203.00	\$0.00	0.00
	Column: [FY14CityManagerProposed]	Budget	FTE	Position Desc.			
	Description: Cost of LGC Police Liability Insur	\$42,203.00					
	Column Total:	\$42,203.00					
1000.1.210.42120.4524.00000.00.000	Police Operations-Public Liab	\$16,496.03	\$16,496.00	\$16,496.00	\$16,496.00	\$0.00	0.00
	Column: [FY14CityManagerProposed]	Budget	FTE	Position Desc.			
	Description: Cost of LGC Public Liability Insur	\$16,496.00					
	Column Total:	\$16,496.00					

City of Dover, New Hampshire

General Fund Expenditure Detail Report

Fiscal Year: 2013-2014

Print accounts with zero balance Round to whole dollars Account on new page

From Date: 7/1/2013

To Date: 6/30/2014

Definition: FY14 City Manager Proposed

Account	Description	FY12 Actual	FY13 Adopted Budget	FY14 Department Request	FY14 City Manager Proposed	Dollar Change	Percent Change
1000.1.210.42120.4531.00000.00.000	Telecommunications	\$10,063.89	\$6,850.00	\$8,396.00	\$8,396.00	\$1,546.00	22.57
	Column: [FY14CityManagerProposed]	Budget	FTE	Position Desc.			
	Description: Services/equipment for voice, fax, data, wireless	\$8,396.00					
	Column Total:	\$8,396.00					
1000.1.210.42120.4580.00000.00.000	Police Operations - Travel Exp	\$665.93	\$1,405.00	\$1,560.00	\$1,560.00	\$155.00	11.03
	Column: [FY14CityManagerProposed]	Budget	FTE	Position Desc.			
	Description: Crisis Negotiator Course	\$550.00					
	Description: Meals for K9 Tracking School	\$150.00					
	Description: Penn State Crash Invest Trng	\$860.00					
	Column Total:	\$1,560.00					
Budg_Cat: Purchased Services - 300		\$84,909.81	\$87,370.00	\$89,821.00	\$89,821.00	\$2,451.00	2.81
1000.1.210.42120.4611.00000.00.000	Police Operations-Office Supp	\$22.04	\$1,150.00	\$1,150.00	\$1,150.00	\$0.00	0.00
	Column: [FY14CityManagerProposed]	Budget	FTE	Position Desc.			
	Description: Office, computer, copier supplies	\$1,150.00					
	Column Total:	\$1,150.00					
1000.1.210.42120.4612.00000.00.000	Police Operations-Operating & Maint	\$15,153.13	\$19,200.00	\$18,900.00	\$18,900.00	(\$300.00)	(1.56)
	Column: [FY14CityManagerProposed]	Budget	FTE	Position Desc.			
	Description: Ammunition/TASER Supplies	\$15,300.00					
	Description: Xing Guard/Traffic Signs/Misc Supplies	\$3,600.00					
	Column Total:	\$18,900.00					
1000.1.210.42120.4615.00000.00.000	Police Operations-Clothing & Equip	\$15,314.37	\$15,900.00	\$12,200.00	\$12,200.00	(\$3,700.00)	(23.27)
	Column: [FY14CityManagerProposed]	Budget	FTE	Position Desc.			
	Description: Uniform, accessories & clothing	\$12,200.00					
	Column Total:	\$12,200.00					

City of Dover, New Hampshire

General Fund Expenditure Detail Report

Fiscal Year: 2013-2014

Print accounts with zero balance Round to whole dollars Account on new page

From Date: 7/1/2013

To Date: 6/30/2014

Definition: FY14 City Manager Proposed

Account	Description	FY12 Actual	FY13 Adopted Budget	FY14 Department Request	FY14 City Manager Proposed	Dollar Change	Percent Change
1000.1.210.42120.4626.00000.00.000	Police Operations-Vehicle Fuel	\$86,875.05	\$83,200.00	\$78,200.00	\$78,200.00	(\$5,000.00)	(6.01)
	Column: [FY14CityManagerProposed]	Budget	FTE	Position Desc.			
	Description: Vehicle Fuels 22,600 gallons @3.46/gallon	\$78,200.00					
	Column Total:	\$78,200.00					
1000.1.210.42120.4631.00000.00.000	Police Operations-Food	\$223.18	\$375.00	\$375.00	\$375.00	\$0.00	0.00
	Column: [FY14CityManagerProposed]	Budget	FTE	Position Desc.			
	Description: Public events and meetings	\$375.00					
	Column Total:	\$375.00					
1000.1.210.42120.4635.00000.00.000	Police Operations - Medicinal	\$0.00	\$300.00	\$200.00	\$200.00	(\$100.00)	(33.33)
	Column: [FY14CityManagerProposed]	Budget	FTE	Position Desc.			
	Description: First aid supplies & pharmaceuticals	\$200.00					
	Column Total:	\$200.00					
1000.1.210.42120.4654.00000.00.000	Police Operations-Maint Supp	\$27,139.85	\$20,000.00	\$20,000.00	\$20,000.00	\$0.00	0.00
	Column: [FY14CityManagerProposed]	Budget	FTE	Position Desc.			
	Description: Oil, lube, filters, tires, replacement	\$20,000.00					
	Column Total:	\$20,000.00					
1000.1.210.42120.4661.00000.00.000	Police Operations-Fleet Maint	\$44,259.00	\$46,911.00	\$49,544.00	\$49,544.00	\$2,633.00	5.61
	Column: [FY14CityManagerProposed]	Budget	FTE	Position Desc.			
	Description: Fleet maintenance budget allocation	\$49,544.00					
	Column Total:	\$49,544.00					
1000.1.210.42120.4681.00000.00.000	Police Operations - Minor Equ	\$0.00	\$1,088.00	\$6,165.00	\$1,165.00	\$77.00	7.08
	Column: [FY14CityManagerProposed]	Budget	FTE	Position Desc.			
	Description: Ballistic Shield	\$2,000.00					
	Description: Headsets for SWAT	\$4,165.00					
	Description: zCM General Reduction	(\$5,000.00)					
	Column Total:	\$1,165.00					

City of Dover, New Hampshire

General Fund Expenditure Detail Report

Fiscal Year: 2013-2014

Print accounts with zero balance Round to whole dollars Account on new page

From Date: 7/1/2013

To Date: 6/30/2014

Definition: FY14 City Manager Proposed

Account	Description	FY12 Actual	FY13 Adopted Budget	FY14 Department Request	FY14 City Manager Proposed	Dollar Change	Percent Change
Budg_Cat: Supplies - 600		\$188,986.62	\$188,124.00	\$186,734.00	\$181,734.00	(\$6,390.00)	(3.40)
1000.1.210.42120.4742.00000.91.000	General Fund - Light Vehicles	\$15,292.00	\$0.00	\$0.00	\$0.00	\$0.00	0.00
1000.1.210.42120.4745.00000.00.000	Police Operations-Computers	\$13,968.75	\$13,800.00	\$12,600.00	\$12,600.00	(\$1,200.00)	(8.70)
	Column: [FY14CityManagerProposed]	Budget	FTE	Position Desc.			
	Description: Repair of Out-of-Warranty Toughbooks	\$1,200.00					
	Description: Toughbook Laptops for Cruisers (3)	\$11,400.00					
	Column Total:	\$12,600.00					
1000.1.210.42120.4745.00000.91.000	General Fund - Computers & I	\$2,838.41	\$0.00	\$0.00	\$0.00	\$0.00	0.00
Budg_Cat: Capital Outlay - 700		\$32,099.16	\$13,800.00	\$12,600.00	\$12,600.00	(\$1,200.00)	(8.70)
1000.1.210.42120.4810.00000.00.000	Police Operations - Memberst	\$400.00	\$400.00	\$400.00	\$400.00	\$0.00	0.00
	Column: [FY14CityManagerProposed]	Budget	FTE	Position Desc.			
	Description: National Tactical Officers Assoc	\$300.00					
	Description: New England State Police Info Network	\$100.00					
	Column Total:	\$400.00					
Budg_Cat: Other Expenses - 800		\$400.00	\$400.00	\$400.00	\$400.00	\$0.00	0.00
Func: Police Operations - 42120		\$3,243,515.27	\$3,532,362.00	\$3,892,581.00	\$3,743,828.00	\$211,466.00	5.99

POLICE

Division: Support Services

Function 42150

Mission Statement:

To provide the various auxiliary and advanced services necessary to support, or ensure the success of field units and operations.

Major Services/Responsibilities:

- Maintain records of investigations, criminal records, wanted persons, and other activities of the department
- Provide personnel services, to include: recruitment, selection, equipment procurement and management, training, testing, and related responsibilities
- Provide services related to substance abuse prevention, crime prevention, youth safety and community relations
- Provide data processing, word processing, and computer system administration services
- Provide Prosecution support of Field Operations arrests/summons

Key Fiscal Year Objectives:

- Obtain additional funding through state or federal sources to support prevention programs/activities
- To continue Community Policing Programs which include DARE, crime watch, crime prevention training, and other programs designed to help residents participate in making their neighborhoods safe and crime free.
- To continue DHS Resource Officer Program.
- Aggressively recruit certified officers and quality entry level candidates.

Performance Measures:

Description	FY12 Act	FY13 Est	FY14 Est
Provide DARE in Dover Schools 5 th grade	316	259	285
Internet Safety Programming (adult and youth) 5 th and 6 th grade safety talks, PTA,DMA PTA, DHS Admin	700 participants	700 participants	700 participants
Electronically process and store all police case reports	314,250 pages	331,020 pages	347,790 pages
Prosecution Cases	1455	1550	
Daily attendees At-Risk Teen Center	33	34	35
Police and Community Together Program (PACT) Attendees	105	96	110
Alcohol/Drug Abuse Prevention Program	1575	1650	1000

POLICE

Division: Support Services Division **Function 1000-42150**
– Special Investigations Unit

Mission Statement:

To provide technical investigative support to the agency by assisting officers with the more complicated investigations.
 To investigate major crimes as thoroughly as possible in order to increase the chances of a successful resolution.
 To participate in crime prevention activities including providing training to local business and groups on specific prevention topics like scams, robbery and burglary.

Major Services/Responsibilities:

- Conduct preliminary and follow-up investigations of complex and specialized cases.
- To conduct all major crimes investigations.
- To provide technical assistance in the form of crime scene investigation or sharing of specialized equipment or investigative personnel working with other members of the agency.
- To conduct crime prevention education and training.
- To thoroughly investigate complicated white collar and financial crimes investigations.
- To monitor and investigate high risk or recurring domestic violence cases.

Key Fiscal Year Objectives:

- To participate with crime scene support, equipment, and/or investigative support with at least 75% of all Burglary investigations.
- To participate with crime scene support, equipment, and/or investigative support in at least 80% of all Robbery investigations.
- To participate in at least 25% of all forgery and fraud investigations.
- To conduct at least 8 community crime prevention education training covering robbery, burglary, scam and workplace violence prevention for Dover organizations and groups.

Performance Measures:

Description	FY12Act	FY13Est	FY14Est
Percentage of Burglaries participated in	69%	75%	75%
Percentage of Robberies participated in	100%	90%	90%
Percentage of Forgery/Fraud Cases participated in	22%	25%	25%
Community Crime Prevention/Education	15	15	20

City of Dover, New Hampshire

General Fund Expenditure Detail Report

Fiscal Year: 2013-2014

Print accounts with zero balance Round to whole dollars Account on new page

From Date: 7/1/2013

To Date: 6/30/2014

Definition: FY14 City Manager Proposed

Account	Description	FY12 Actual	FY13 Adopted Budget	FY14 Department Request	FY14 City Manager Proposed	Dollar Change	Percent Change
---------	-------------	-------------	---------------------	-------------------------	----------------------------	---------------	----------------

1000.1.210.42150.4110.00000.00.000	Police Support - Regular Sala	\$88,687.04	\$90,408.00	\$94,050.00	\$94,050.00	\$3,642.00	4.03
------------------------------------	-------------------------------	-------------	-------------	-------------	-------------	------------	------

Column: [FY14CityManagerProposed]

Budget FTE Position Desc.

Description: Educational Incentive \$2,400.00

Description: Holiday Pay \$3,776.00

Description: Terlemezian, David A \$87,874.00 1.0000 Police Captain

Column Total: \$94,050.00

City of Dover, New Hampshire

General Fund Expenditure Detail Report

Fiscal Year: 2013-2014

Print accounts with zero balance Round to whole dollars Account on new page

From Date: 7/1/2013

To Date: 6/30/2014

Definition: FY14 City Manager Proposed

Account	Description	FY12 Actual	FY13 Adopted Budget	FY14 Department Request	FY14 City Manager Proposed	Dollar Change	Percent Change
1000.1.210.42150.4115.00000.00.000	Police Support-Regular Hourly	\$1,153,322.94	\$1,253,877.00	\$1,310,470.00	\$1,310,470.00	\$56,593.00	4.51

Column: [FY14CityManagerProposed]

Description	Budget	FTE	Position Desc.
Description: 457 Incentive Pay	\$1,380.00		457 Incentive P
Description: Anderson, Linda	\$70,457.00	1.0000	Police Sergeant
Description: Bortz, Brian D	\$63,727.00	1.0000	Information Tec
Description: Boston, Kerry Anne	\$35,061.00	0.8625	Secretary I
Description: Burt, Timothy J	\$64,042.00	1.0000	Police Officer
Description: Carmichael, John R	\$31,860.00	0.8625	Secretary I
Description: Cicchese, Michael	\$23,254.00	0.6300	Secretary I
Description: Clark, Ann M	\$44,680.00	1.0000	Personnel Assis
Description: Dolleman, Brant M	\$75,574.00	1.0000	Police Lieutena
Description: Estee, Brian	\$54,704.00	0.8500	Police Prosecut
Description: Fenton, D Michael	\$49,902.00	0.8500	Information Tec
Description: Jacobsen, Lisa C	\$30,488.00	0.7500	Secretary I
Description: Janis, Joan	\$12,195.00	0.3000	Secretary I
Description: Kilbreth, Patrick	\$62,692.00	1.0000	Police Officer
Description: Lawson, Lisa M	\$29,164.00	0.7250	Secretary I
Description: Mayo, Henry B	\$15,822.00	0.5000	Custodian
Description: Mitchell, Dana C	\$31,190.00	0.5000	Police Preventi
Description: Nadeau, Mark	\$58,099.00	1.0000	Police Officer
Description: Pappajohn, Stephen	\$60,760.00	1.0000	Teen Center Cou
Description: Pettingill, Scott	\$68,891.00	1.0000	Police Sergeant
Description: Pike, Edward F Jr	\$61,052.00	1.0000	Police Officer
Description: Plummer, Christopher	\$55,678.00	1.0000	Police Officer
Description: Police Education Incentives	\$21,466.00		
Description: Police Holiday Pay	\$30,616.00		
Description: Powers, Patti I	\$37,344.00	0.7500	Police Victim W
Description: Retrosi, Stephanie	\$30,055.00	0.8500	Prevention Coor

City of Dover, New Hampshire

General Fund Expenditure Detail Report

Fiscal Year: 2013-2014

Print accounts with zero balance Round to whole dollars Account on new page

From Date: 7/1/2013

To Date: 6/30/2014

Definition: FY14 City Manager Proposed

Account	Description	FY12 Actual	FY13 Adopted Budget	FY14 Department Request	FY14 City Manager Proposed	Dollar Change	Percent Change
	Description: Sick Buy Out	\$4,500.00					
	Description: Tarmey, John III	\$59,803.00	1.0000	Police Officer			
	Description: Travaglini, Matthew	\$54,171.00	1.0000	Police Officer			
	Description: Tweedy, Samuel M	\$13,471.00	0.4250	Custodian			
	Description: Wingren, Diana L	\$58,372.00	1.0000	Police Records			
	Column Total:	\$1,310,470.00					
1000.1.210.42150.4130.00000.00.000	Police Support-Overtime Pay	\$23,528.49	\$10,886.00	\$39,500.00	\$34,500.00	\$23,614.00	216.92
	Column: [FY14CityManagerProposed]	Budget	FTE	Position Desc.			
	Description: At 1.5 times - includes Extended workday	\$8,700.00					
	Description: Call back assignment & special invest.	\$9,000.00					
	Description: In-service Training	\$600.00					
	Description: Leave Coverage	\$1,900.00					
	Description: Special Assignments / Major Crimes/Incidents	\$18,400.00					
	Description: Special Events	\$900.00					
	Description: zCM General Reduction	(\$5,000.00)					
	Column Total:	\$34,500.00					
1000.1.210.42150.4170.00000.00.000	Police Support-Longevity Pay	\$16,405.00	\$16,515.00	\$17,715.00	\$17,715.00	\$1,200.00	7.27
	Column: [FY14CityManagerProposed]	Budget	FTE	Position Desc.			
	Description: 4 @ 15-19 years prorated	\$4,110.00					
	Description: 4 @ 20-24 years prorated	\$4,715.00					
	Description: 6 @ 5-9years prorated	\$2,110.00					
	Description: 9 @ 10-14 years prorated	\$6,780.00					
	Column Total:	\$17,715.00					

City of Dover, New Hampshire

General Fund Expenditure Detail Report

Fiscal Year: 2013-2014

Print accounts with zero balance Round to whole dollars Account on new page

From Date: 7/1/2013

To Date: 6/30/2014

Definition: FY14 City Manager Proposed

Account	Description	FY12 Actual	FY13 Adopted Budget	FY14 Department Request	FY14 City Manager Proposed	Dollar Change	Percent Change
1000.1.210.42150.4211.00000.00.000	Police Support-Health Insuran	\$262,292.48	\$316,710.00	\$354,381.00	\$352,065.00	\$35,355.00	11.16
	Column: [FY14CityManagerProposed]	Budget	FTE	Position Desc.			
	Description: Medical Premiums to LGC healthTrust	\$354,381.00					
	Description: z CM Reduction - Savings Actual Rate vs GMR	(\$2,316.00)					
	Column Total:	\$352,065.00					
1000.1.210.42150.4212.00000.00.000	Police Support-Dental Insuran	\$16,291.33	\$13,500.00	\$15,137.00	\$15,137.00	\$1,637.00	12.13
	Column: [FY14CityManagerProposed]	Budget	FTE	Position Desc.			
	Description: Dental Premiums to LGC HealthTrust	\$15,137.00					
	Column Total:	\$15,137.00					
1000.1.210.42150.4213.00000.00.000	Police Support-Life Insurance	\$2,038.14	\$2,761.00	\$2,917.00	\$2,917.00	\$156.00	5.65
	Column: [FY14CityManagerProposed]	Budget	FTE	Position Desc.			
	Description: Life Premiums to LGC HealthTrust	\$2,917.00					
	Column Total:	\$2,917.00					
1000.1.210.42150.4220.00000.00.000	Police Support-FICA	\$33,729.07	\$34,773.00	\$37,231.00	\$37,231.00	\$2,458.00	7.07
	Column: [FY14CityManagerProposed]	Budget	FTE	Position Desc.			
	Description: Cost of FICA - 6.2% of Wages	\$37,231.00					
	Column Total:	\$37,231.00					
1000.1.210.42150.4225.00000.00.000	Police Support-Medicare	\$18,094.50	\$18,296.00	\$19,891.00	\$19,891.00	\$1,595.00	8.72
	Column: [FY14CityManagerProposed]	Budget	FTE	Position Desc.			
	Description: Cost of Medicare - 1.45% of wages	\$19,891.00					
	Column Total:	\$19,891.00					
1000.1.210.42150.4230.00000.00.000	Police Support-Retirement	\$162,281.92	\$169,795.00	\$223,632.00	\$223,632.00	\$53,837.00	31.71
	Column: [FY14CityManagerProposed]	Budget	FTE	Position Desc.			
	Description: Cost of NH Retirement System payments	\$223,632.00					
	Column Total:	\$223,632.00					

City of Dover, New Hampshire

General Fund Expenditure Detail Report

Fiscal Year: 2013-2014

Print accounts with zero balance Round to whole dollars Account on new page

From Date: 7/1/2013

To Date: 6/30/2014

Definition: FY14 City Manager Proposed

Account	Description	FY12 Actual	FY13 Adopted Budget	FY14 Department Request	FY14 City Manager Proposed	Dollar Change	Percent Change
1000.1.210.42150.4240.00000.00.000	Police Support-Staff Developm	\$7,176.75	\$6,788.00	\$8,398.00	\$8,398.00	\$1,610.00	23.72
	Column: [FY14CityManagerProposed]	Budget	FTE	Position Desc.			
	Description: CACE yearly subscription	\$100.00					
	Description: CALEA Conference fee	\$650.00					
	Description: CALEA Fee - Re-accreditation	\$4,000.00					
	Description: Henry Lee Institute of Forensic Trng	\$695.00					
	Description: Int'l Assoc of Identification Tests	\$1,200.00					
	Description: Medicolegal Death Invest Training	\$825.00					
	Description: NNEPAC Conference	\$378.00					
	Description: NNEPAC Fees	\$50.00					
	Description: Recruitment flyers	\$500.00					
	Column Total:	\$8,398.00					
1000.1.210.42150.4260.00000.00.000	Police Support-Worker's Com	\$15,149.04	\$16,479.00	\$31,152.00	\$31,152.00	\$14,673.00	89.04
	Column: [FY14CityManagerProposed]	Budget	FTE	Position Desc.			
	Description: Workers Comp allocation of self insurance	\$31,152.00					
	Column Total:	\$31,152.00					
1000.1.210.42150.4290.00000.00.000	Police Support-FSA Fees	\$594.00	\$726.00	\$825.00	\$825.00	\$99.00	13.64
	Column: [FY14CityManagerProposed]	Budget	FTE	Position Desc.			
	Description: Admin fees - Flexible Spending Accts	\$825.00					
	Column Total:	\$825.00					
1000.1.210.42150.4291.00000.00.000	Police Support-Uniform & Clea	\$7,285.17	\$7,378.00	\$7,378.00	\$7,378.00	\$0.00	0.00
	Column: [FY14CityManagerProposed]	Budget	FTE	Position Desc.			
	Description: Police Cleaning Allowances	\$7,378.00	1.0000				
	Column Total:	\$7,378.00					
Budg_Cat: Personal Services - 100		\$1,806,875.87	\$1,958,892.00	\$2,162,677.00	\$2,155,361.00	\$196,469.00	10.03

City of Dover, New Hampshire

General Fund Expenditure Detail Report

Fiscal Year: 2013-2014

Print accounts with zero balance Round to whole dollars Account on new page

From Date: 7/1/2013

To Date: 6/30/2014

Definition: FY14 City Manager Proposed

Account	Description	FY12 Actual	FY13 Adopted Budget	FY14 Department Request	FY14 City Manager Proposed	Dollar Change	Percent Change
1000.1.210.42150.4336.00000.00.000	Police Support-Medical Serv	\$459.00	\$3,881.00	\$1,500.00	\$1,500.00	(\$2,381.00)	(61.35)
	Column: [FY14CityManagerProposed]	Budget	FTE	Position Desc.			
	Description: Medical and Psych Screenings	\$1,500.00					
	Column Total:	\$1,500.00					
1000.1.210.42150.4339.00000.00.000	Police Support - Consulting Sr	\$14.96	\$0.00	\$0.00	\$0.00	\$0.00	0.00
1000.1.210.42150.4431.00000.00.000	Maint Chrgs - Buildings	\$50.00	\$125.00	\$125.00	\$125.00	\$0.00	0.00
	Column: [FY14CityManagerProposed]	Budget	FTE	Position Desc.			
	Description: Fire Extinguisher Inspections within Police Dept	\$125.00					
	Column Total:	\$125.00					
1000.1.210.42150.4433.00000.00.000	Maint Chrgs - Equipment	\$25.00	\$500.00	\$500.00	\$500.00	\$0.00	0.00
	Column: [FY14CityManagerProposed]	Budget	FTE	Position Desc.			
	Description: Maintenance on Gym equipment	\$500.00					
	Column Total:	\$500.00					

City of Dover, New Hampshire

General Fund Expenditure Detail Report

Fiscal Year: 2013-2014

Print accounts with zero balance Round to whole dollars Account on new page

From Date: 7/1/2013

To Date: 6/30/2014

Definition: FY14 City Manager Proposed

Account	Description	FY12 Actual	FY13 Adopted Budget	FY14 Department Request	FY14 City Manager Proposed	Dollar Change	Percent Change
1000.1.210.42150.4435.00000.00.000	Police Support-Maint Chrgs - i	\$44,692.96	\$37,214.00	\$35,464.00	\$35,464.00	(\$1,750.00)	(4.70)
Column: [FY14CityManagerProposed]		Budget	FTE	Position Desc.			
	Description: Computer Maintenance (DoverNet)36@\$168.19	\$6,055.00					
	Description: Copier Maintenace and Supplies	\$1,018.00					
	Description: Lexis/Nexis Software	\$3,000.00					
	Description: Power DMS Electronic Manual	\$150.00					
	Description: Printer Maint (DoverNet) 5@\$45	\$225.00					
	Description: QED Police Records Management Software/Fire Suppor	\$21,336.00					
	Description: Repair charges (Shredder)	\$600.00					
	Description: Typewriters 4 @ \$70	\$280.00					
	Description: UPS	\$300.00					
	Description: Virtual Evidence Room	\$2,500.00					
	Column Total:	\$35,464.00					
1000.1.210.42150.4441.00000.00.000	Police Support-Rental of Land	\$80,871.00	\$73,357.00	\$73,523.00	\$73,523.00	\$166.00	0.23
Column: [FY14CityManagerProposed]		Budget	FTE	Position Desc.			
	Description: Rent McConnell Center Police Outreach 1 Yr	\$72,523.00					
	Description: Rochester Indoor/Outdoor Range Use	\$1,000.00					
	Column Total:	\$73,523.00					
1000.1.210.42150.4521.00000.00.000	Police Support-Property Insur	\$7.94	\$8.00	\$0.00	\$0.00	(\$8.00)	(100.00)
1000.1.210.42150.4522.00000.00.000	Police Support-Vehicle & Equi	\$4,598.76	\$5,832.00	\$5,832.00	\$5,832.00	\$0.00	0.00
Column: [FY14CityManagerProposed]		Budget	FTE	Position Desc.			
	Description: Cost of LGC Vehicle Insurance	\$5,832.00					
	Column Total:	\$5,832.00					

City of Dover, New Hampshire

General Fund Expenditure Detail Report

Fiscal Year: 2013-2014

Print accounts with zero balance Round to whole dollars Account on new page

From Date: 7/1/2013

To Date: 6/30/2014

Definition: FY14 City Manager Proposed

Account	Description	FY12 Actual	FY13 Adopted Budget	FY14 Department Request	FY14 City Manager Proposed	Dollar Change	Percent Change
1000.1.210.42150.4523.00000.00.000	Police Support-Police Liab Ins	\$11,746.05	\$11,746.00	\$11,746.00	\$11,746.00	\$0.00	0.00
	Column: [FY14CityManagerProposed]	Budget	FTE	Position Desc.			
	Description: Cost of LGC Police Liability Insurance	\$11,746.00					
	Column Total:	\$11,746.00					
1000.1.210.42150.4524.00000.00.000	Police Support-Public Liab Ins	\$11,653.45	\$11,653.00	\$11,653.00	\$11,653.00	\$0.00	0.00
	Column: [FY14CityManagerProposed]	Budget	FTE	Position Desc.			
	Description: Cost of LGC Public Liability Insurance	\$11,653.00					
	Column Total:	\$11,653.00					
1000.1.210.42150.4531.00000.00.000	Telecommunications	\$18,791.56	\$12,840.00	\$12,824.00	\$12,824.00	(\$16.00)	(0.12)
	Column: [FY14CityManagerProposed]	Budget	FTE	Position Desc.			
	Description: Services/equipment for voice, fax, data , wireless	\$12,824.00					
	Column Total:	\$12,824.00					
1000.1.210.42150.4534.00000.00.000	Police Support-Postage	\$4,868.43	\$4,300.00	\$4,300.00	\$4,300.00	\$0.00	0.00
	Column: [FY14CityManagerProposed]	Budget	FTE	Position Desc.			
	Description: Correspondence, express and parcel delivery	\$4,300.00					
	Column Total:	\$4,300.00					
1000.1.210.42150.4540.00000.00.000	Police Support - Advertising	\$181.30	\$450.00	\$450.00	\$450.00	\$0.00	0.00
	Column: [FY14CityManagerProposed]	Budget	FTE	Position Desc.			
	Description: Personnel recruitment and legal ads	\$450.00					
	Column Total:	\$450.00					

City of Dover, New Hampshire

General Fund Expenditure Detail Report

Fiscal Year: 2013-2014

Print accounts with zero balance Round to whole dollars Account on new page

From Date: 7/1/2013

To Date: 6/30/2014

Definition: FY14 City Manager Proposed

Account	Description	FY12 Actual	FY13 Adopted Budget	FY14 Department Request	FY14 City Manager Proposed	Dollar Change	Percent Change
1000.1.210.42150.4580.00000.00.000	Police Support - Travel Expen	\$3,877.57	\$2,950.00	\$3,260.00	\$3,260.00	\$310.00	10.51
	Column: [FY14CityManagerProposed]	Budget	FTE	Position Desc.			
	Description: CALEA Conference	\$1,800.00					
	Description: Medicolegal Death Invest	\$1,460.00					
	Column Total:	\$3,260.00					
Budg_Cat: Purchased Services - 300		\$181,837.98	\$164,856.00	\$161,177.00	\$161,177.00	(\$3,679.00)	(2.23)
1000.1.210.42150.4611.00000.00.000	Police Support-Office Supplies	\$12,850.23	\$12,730.00	\$14,800.00	\$12,730.00	\$0.00	0.00
	Column: [FY14CityManagerProposed]	Budget	FTE	Position Desc.			
	Description: Back-Up Tapes	\$730.00					
	Description: Computer, copier & office supplies	\$14,070.00					
	Description: zCM General Reduction	(\$2,070.00)					
	Column Total:	\$12,730.00					
1000.1.210.42150.4612.00000.00.000	Police Support-Operating Sup	\$5,725.25	\$13,544.00	\$9,850.00	\$9,850.00	(\$3,694.00)	(27.27)
	Column: [FY14CityManagerProposed]	Budget	FTE	Position Desc.			
	Description: Forms and other operation supplies	\$4,100.00					
	Description: Lab Supplies	\$4,350.00					
	Description: Miscellaneous Supplies	\$1,400.00					
	Column Total:	\$9,850.00					
1000.1.210.42150.4615.00000.00.000	Police Support-Clothing & Uni	\$10,293.85	\$8,350.00	\$6,250.00	\$6,250.00	(\$2,100.00)	(25.15)
	Column: [FY14CityManagerProposed]	Budget	FTE	Position Desc.			
	Description: Uniforms, accessories	\$6,250.00					
	Column Total:	\$6,250.00					

City of Dover, New Hampshire

General Fund Expenditure Detail Report

Fiscal Year: 2013-2014

Print accounts with zero balance Round to whole dollars Account on new page

From Date: 7/1/2013

To Date: 6/30/2014

Definition: FY14 City Manager Proposed

Account	Description	FY12 Actual	FY13 Adopted Budget	FY14 Department Request	FY14 City Manager Proposed	Dollar Change	Percent Change
1000.1.210.42150.4621.00000.00.000	Police Support-Natural Gas	\$940.05	\$2,535.00	\$2,535.00	\$1,535.00	(\$1,000.00)	(39.45)
	Column: [FY14CityManagerProposed]	Budget	FTE	Position Desc.			
	Description: Natural Gas 879 Therms	\$2,535.00					
	Description: zCM General Reduction	(\$1,000.00)					
	Column Total:	\$1,535.00					
1000.1.210.42150.4626.00000.00.000	Police Support-Vehicle Fuels	\$13,641.06	\$12,500.00	\$11,500.00	\$11,500.00	(\$1,000.00)	(8.00)
	Column: [FY14CityManagerProposed]	Budget	FTE	Position Desc.			
	Description: Vehicle Fuel 3,323 gallons @3.46/gallon	\$11,500.00					
	Column Total:	\$11,500.00					
1000.1.210.42150.4631.00000.00.000	Police Support - Food	\$425.60	\$525.00	\$525.00	\$525.00	\$0.00	0.00
	Column: [FY14CityManagerProposed]	Budget	FTE	Position Desc.			
	Description: Public events and meetings	\$525.00					
	Column Total:	\$525.00					
1000.1.210.42150.4640.00000.00.000	Police Support-Books & Public	\$1,228.80	\$489.00	\$489.00	\$489.00	\$0.00	0.00
	Column: [FY14CityManagerProposed]	Budget	FTE	Position Desc.			
	Description: Criminal/Motor Vehicle and other Legal Publication	\$489.00					
	Column Total:	\$489.00					
1000.1.210.42150.4651.00000.00.000	Police Support-Maint Supplies	\$4,808.60	\$6,100.00	\$6,200.00	\$6,200.00	\$100.00	1.64
	Column: [FY14CityManagerProposed]	Budget	FTE	Position Desc.			
	Description: Janitorial and minor repairs supplies	\$6,200.00					
	Column Total:	\$6,200.00					
1000.1.210.42150.4653.00000.00.000	Police Support - Maint Supplie	\$133.00	\$0.00	\$0.00	\$0.00	\$0.00	0.00

City of Dover, New Hampshire

General Fund Expenditure Detail Report

Fiscal Year: 2013-2014

Print accounts with zero balance Round to whole dollars Account on new page

From Date: 7/1/2013

To Date: 6/30/2014

Definition: FY14 City Manager Proposed

Account	Description	FY12 Actual	FY13 Adopted Budget	FY14 Department Request	FY14 City Manager Proposed	Dollar Change	Percent Change
1000.1.210.42150.4654.00000.00.000	Police Support-Maint Supplies	\$8,349.66	\$10,000.00	\$5,000.00	\$5,000.00	(\$5,000.00)	(50.00)
	Column: [FY14CityManagerProposed]	Budget	FTE	Position Desc.			
	Description: Tires, lube, oil & maintenance	\$5,000.00					
	Column Total:	\$5,000.00					
1000.1.210.42150.4661.00000.00.000	Police Support-Fleet Maintena	\$30,921.00	\$32,774.00	\$34,613.00	\$34,613.00	\$1,839.00	5.61
	Column: [FY14CityManagerProposed]	Budget	FTE	Position Desc.			
	Description: Division share of fleet maint. budget	\$34,613.00					
	Column Total:	\$34,613.00					
1000.1.210.42150.4681.00000.00.000	Police Support - Minor Equip F	\$2,083.79	\$3,835.00	\$2,040.00	\$2,040.00	(\$1,795.00)	(46.81)
	Column: [FY14CityManagerProposed]	Budget	FTE	Position Desc.			
	Description: File Cabinet	\$284.00					
	Description: Office Chairs (4)	\$1,756.00					
	Column Total:	\$2,040.00					
Budg_Cat: Supplies - 600		\$91,400.89	\$103,382.00	\$93,802.00	\$90,732.00	(\$12,650.00)	(12.24)
1000.1.210.42150.4725.00000.00.000	Police Support - Building Impr	\$0.00	\$2,000.00	\$0.00	\$0.00	(\$2,000.00)	(100.00)
1000.1.210.42150.4745.00000.00.000	Police Support - Computers &	\$58.79	\$0.00	\$1,500.00	\$1,500.00	\$1,500.00	0.00
	Column: [FY14CityManagerProposed]	Budget	FTE	Position Desc.			
	Description: Scanners (2)	\$1,500.00					
	Column Total:	\$1,500.00					
Budg_Cat: Capital Outlay - 700		\$58.79	\$2,000.00	\$1,500.00	\$1,500.00	(\$500.00)	(25.00)

City of Dover, New Hampshire

General Fund Expenditure Detail Report

Fiscal Year: 2013-2014

Print accounts with zero balance Round to whole dollars Account on new page

From Date: 7/1/2013

To Date: 6/30/2014

Definition: FY14 City Manager Proposed

Account	Description	FY12 Actual	FY13 Adopted Budget	FY14 Department Request	FY14 City Manager Proposed	Dollar Change	Percent Change
1000.1.210.42150.4810.00000.00.000	Membership Dues	\$315.00	\$1,020.00	\$1,140.00	\$1,140.00	\$120.00	11.76
	Column: [FY14CityManagerProposed]	Budget	FTE	Position Desc.			
	Description: ASCLD-LAB Testing/Certification	\$300.00					
	Description: IAI/NEDIAI Dues	\$690.00					
	Description: Int'l Assoc of Identification Certification	\$150.00					
	Column Total:	\$1,140.00					
Budg_Cat: Other Expenses - 800		\$315.00	\$1,020.00	\$1,140.00	\$1,140.00	\$120.00	11.76
1000.1.210.42150.4912.00000.00.000	Police Support-Transfer To Sp	\$161,194.00	\$102,128.00	\$119,984.00	\$119,984.00	\$17,856.00	17.48
	Column: [FY14CityManagerProposed]	Budget	FTE	Position Desc.			
	Description: 2302 - Dover Drug Task Force	\$68,654.00					
	Description: 2305 - DHA Local Share	\$51,330.00					
	Column Total:	\$119,984.00					
Budg_Cat: Operating Transfers Out - 910		\$161,194.00	\$102,128.00	\$119,984.00	\$119,984.00	\$17,856.00	17.48
Func: Police Support - 42150		\$2,241,682.53	\$2,332,278.00	\$2,540,280.00	\$2,529,894.00	\$197,616.00	8.47

This page intentionally left blank.

POLICE

Division: Public Safety Dispatch

Function 42180

Mission Statement:

To provide the means for 24 hour emergency and routine communications between the community and police/fire and ambulance services. Provide a pathway for the expeditious flow of information to and from police and fire units in the field, other outside agencies, and those requesting assistance.

Major Services/Responsibilities:

- Provide 24 hour monitoring of emergency and non-emergency calls for service for Police, Fire and Rescue.
- Continuous monitoring of police/fire radio systems
- Management of over 700 police/fire alarms
- Handling of walk-up lobby business and routine telephone calls
- Process information received and sent over state and local computer systems
- Monitor prisoners confined in the holding facility
- Track the status of police/fire field units and dispatch appropriate resources to requests for services.

Key Fiscal Year Objectives:

- Continue to provide a full range of emergency and routine communications services to the public and to emergency field units.
- Maintain continual communications with police and fire units via radio, telephone and mobile data terminals
- Field/Handle 10,000+ telephone calls per month
- Process/Handle 25,000+ calls for service per year
- Handle warrant entries, missing person entries

Performance Measures:

Description	FY12 Act	FY13 Est	FY14 Est
Telecommunications System	246,634	250,000	252,000
False security alarms handled	973	980	1000
Total calls for service dispatched	36,364	37,500	38,000

City of Dover, New Hampshire

General Fund Expenditure Detail Report

Fiscal Year: 2013-2014

 Print accounts with zero balance
 Round to whole dollars
 Account on new page

From Date: 7/1/2013

To Date: 6/30/2014

Definition: FY14 City Manager Proposed

Account	Description	FY12 Actual	FY13 Adopted Budget	FY14 Department Request	FY14 City Manager Proposed	Dollar Change	Percent Change
---------	-------------	-------------	---------------------	-------------------------	----------------------------	---------------	----------------

1000.1.210.42180.4115.00000.00.000	PS Dispatch-Regular Hourly E	\$396,850.57	\$419,091.00	\$409,628.00	\$409,628.00	(\$9,463.00)	(2.26)
------------------------------------	------------------------------	--------------	--------------	--------------	--------------	--------------	--------

Column: [FY14CityManagerProposed]

Budget FTE Position Desc.

Description: Adams, Jacqueline \$35,432.00 1.0000 Police Dispatch

Description: Cleary, Emily A \$47,531.00 1.0000 Police Dispatch

Description: Dwyer, Stephen R \$47,457.00 1.0000 Police Dispatch

Description: Nelson, John R \$49,241.00 1.0000 Police Dispatch

Description: Police Education Incentive \$10,718.00

Description: Police Holiday Pay \$19,385.00

Description: Salantri, Lyndsay \$47,355.00 1.0000 Police Dispatch

Description: Schrempf, Amanda M \$40,312.00 1.0000 Police Dispatch

Description: Shepherd, Richard W \$49,396.00 1.0000 Police Dispatch

Description: Sick Buy Out \$1,500.00

Description: Wentworth, Barbara A \$61,301.00 1.0000 Police Communic

Column Total: \$409,628.00

1000.1.210.42180.4130.00000.00.000	PS Dispatch-Overtime Pay	\$26,698.14	\$23,500.00	\$27,200.00	\$27,200.00	\$3,700.00	15.74
------------------------------------	--------------------------	-------------	-------------	-------------	-------------	------------	-------

Column: [FY14CityManagerProposed]

Budget FTE Position Desc.

Description: At 1.5 times - includes extended
workday \$1,900.00

Description: Call Back \$2,000.00

Description: In-service Training \$400.00

Description: Leave coverage \$18,000.00

Description: Sick leave coverage \$4,500.00

Description: Special Assignment \$400.00

Column Total: \$27,200.00

City of Dover, New Hampshire

General Fund Expenditure Detail Report

Fiscal Year: 2013-2014

Print accounts with zero balance Round to whole dollars Account on new page

From Date: 7/1/2013

To Date: 6/30/2014

Definition: FY14 City Manager Proposed

Account	Description	FY12 Actual	FY13 Adopted Budget	FY14 Department Request	FY14 City Manager Proposed	Dollar Change	Percent Change
1000.1.210.42180.4170.00000.00.000	PS Dispatch-Longevity Pay	\$5,200.00	\$6,000.00	\$5,600.00	\$5,600.00	(\$400.00)	(6.67)
	Column: [FY14CityManagerProposed]	Budget	FTE	Position Desc.			
	Description: 1 @ 10-14 years	\$800.00					
	Description: 1 @ 20-24 years	\$1,600.00					
	Description: 2 @ 15-19 years	\$2,400.00					
	Description: 2 @ 5-9 years	\$800.00					
	Column Total:	\$5,600.00					
1000.1.210.42180.4211.00000.00.000	PS Dispatch-Health Insurance	\$127,438.08	\$133,168.00	\$122,387.00	\$120,985.00	(\$12,183.00)	(9.15)
	Column: [FY14CityManagerProposed]	Budget	FTE	Position Desc.			
	Description: Medical Premiums to LGC HealthTrust	\$122,387.00					
	Description: z CM Reduction - Savings Actual Rate vs GMR	(\$1,402.00)					
	Column Total:	\$120,985.00					
1000.1.210.42180.4212.00000.00.000	PS Dispatch-Dental Insurance	\$6,487.44	\$5,116.00	\$4,440.00	\$4,440.00	(\$676.00)	(13.21)
	Column: [FY14CityManagerProposed]	Budget	FTE	Position Desc.			
	Description: Dental Premiums to LGC HealthTrust	\$4,440.00					
	Column Total:	\$4,440.00					
1000.1.210.42180.4213.00000.00.000	PS Dispatch-Life Insurance	\$797.40	\$929.00	\$906.00	\$906.00	(\$23.00)	(2.48)
	Column: [FY14CityManagerProposed]	Budget	FTE	Position Desc.			
	Description: Life Premiums to LGC HealthTrust	\$906.00					
	Column Total:	\$906.00					
1000.1.210.42180.4220.00000.00.000	PS Dispatch-FICA	\$24,373.14	\$24,544.00	\$24,983.00	\$24,983.00	\$439.00	1.79
	Column: [FY14CityManagerProposed]	Budget	FTE	Position Desc.			
	Description: Cost of FICA - 6.2% of Wages	\$24,983.00					
	Column Total:	\$24,983.00					

City of Dover, New Hampshire

General Fund Expenditure Detail Report

Fiscal Year: 2013-2014

Print accounts with zero balance Round to whole dollars Account on new page

From Date: 7/1/2013

To Date: 6/30/2014

Definition: FY14 City Manager Proposed

Account	Description	FY12 Actual	FY13 Adopted Budget	FY14 Department Request	FY14 City Manager Proposed	Dollar Change	Percent Change
1000.1.210.42180.4225.00000.00.000	PS Dispatch-Medicare	\$5,700.23	\$5,732.00	\$5,843.00	\$5,843.00	\$111.00	1.94
	Column: [FY14CityManagerProposed]	Budget	FTE	Position Desc.			
	Description: Cost of Medicare - 1.45% of wages	\$5,843.00					
	Column Total:	\$5,843.00					
1000.1.210.42180.4230.00000.00.000	PS Dispatch-Retirement	\$37,849.76	\$38,461.00	\$47,451.00	\$47,451.00	\$8,990.00	23.37
	Column: [FY14CityManagerProposed]	Budget	FTE	Position Desc.			
	Description: Cost of NH Retirement System payments	\$47,451.00					
	Column Total:	\$47,451.00					
1000.1.210.42180.4240.00000.00.000	PS Dispatch-Staff Developme	\$2,180.00	\$747.00	\$1,436.00	\$1,436.00	\$689.00	92.24
	Column: [FY14CityManagerProposed]	Budget	FTE	Position Desc.			
	Description: Dispatcher Training	\$1,436.00					
	Column Total:	\$1,436.00					
1000.1.210.42180.4260.00000.00.000	PS Dispatch-Worker's Comp I	\$1,551.96	\$1,552.00	\$11,028.00	\$11,028.00	\$9,476.00	610.57
	Column: [FY14CityManagerProposed]	Budget	FTE	Position Desc.			
	Description: Workers Comp allocation of self insur.	\$11,028.00					
	Column Total:	\$11,028.00					
1000.1.210.42180.4290.00000.00.000	PS Dispatch - FSA Fees	\$144.00	\$132.00	\$150.00	\$150.00	\$18.00	13.64
	Column: [FY14CityManagerProposed]	Budget	FTE	Position Desc.			
	Description: PS Dispatch - FSA Fees	\$150.00					
	Column Total:	\$150.00					
1000.1.210.42180.4291.00000.00.000	PS Dispatch-Uniform & Clean	\$3,160.00	\$4,560.00	\$4,560.00	\$4,560.00	\$0.00	0.00
	Column: [FY14CityManagerProposed]	Budget	FTE	Position Desc.			
	Description: Cleaning Allowances	\$4,560.00					
	Column Total:	\$4,560.00					
Budg_Cat: Personal Services - 100		\$638,430.72	\$663,532.00	\$665,612.00	\$664,210.00	\$678.00	0.10

City of Dover, New Hampshire

General Fund Expenditure Detail Report

Fiscal Year: 2013-2014

Print accounts with zero balance Round to whole dollars Account on new page

From Date: 7/1/2013

To Date: 6/30/2014

Definition: FY14 City Manager Proposed

Account	Description	FY12 Actual	FY13 Adopted Budget	FY14 Department Request	FY14 City Manager Proposed	Dollar Change	Percent Change
1000.1.210.42180.4433.00000.00.000	PS Dispatch-Maint Chrgs - Eq	\$3,153.25	\$4,250.00	\$2,900.00	\$2,900.00	(\$1,350.00)	(31.76)
	Column: [FY14CityManagerProposed]	Budget	FTE	Position Desc.			
	Description: Alarm Panel	\$1,200.00					
	Description: Console & Base Stations	\$1,700.00					
	Column Total:	\$2,900.00					
1000.1.210.42180.4435.00000.00.000	PS Dispatch-Maint Chrgs - Of	\$7,324.24	\$7,470.00	\$8,205.00	\$8,205.00	\$735.00	9.84
	Column: [FY14CityManagerProposed]	Budget	FTE	Position Desc.			
	Description: DoverNet 4 PCs @\$168	\$672.00					
	Description: Packet Cluster Computer-Aided Disp Sys	\$7,470.00					
	Description: UPS	\$63.00					
	Column Total:	\$8,205.00					
1000.1.210.42180.4524.00000.00.000	PS Dispatch-Public Liab Insur	\$3,519.50	\$3,520.00	\$3,520.00	\$3,520.00	\$0.00	0.00
	Column: [FY14CityManagerProposed]	Budget	FTE	Position Desc.			
	Description: Cost of LGC Public Liability Insur	\$3,520.00					
	Column Total:	\$3,520.00					
1000.1.210.42180.4531.00000.00.000	Telecommunications	\$19,793.94	\$18,174.00	\$18,012.00	\$18,012.00	(\$162.00)	(0.89)
	Column: [FY14CityManagerProposed]	Budget	FTE	Position Desc.			
	Description: Services/equipment for voice, fax , data, wireless	\$18,012.00					
	Column Total:	\$18,012.00					
1000.1.210.42180.4580.00000.00.000	PS Dispatch - Travel Expense	\$0.00	\$350.00	\$350.00	\$350.00	\$0.00	0.00
	Column: [FY14CityManagerProposed]	Budget	FTE	Position Desc.			
	Description: Travel expenses for seminars, conferences, mileage	\$350.00					
	Column Total:	\$350.00					
Budg_Cat: Purchased Services - 300		\$33,790.93	\$33,764.00	\$32,987.00	\$32,987.00	(\$777.00)	(2.30)

City of Dover, New Hampshire

General Fund Expenditure Detail Report

Fiscal Year: 2013-2014

 Print accounts with zero balance
 Round to whole dollars
 Account on new page

From Date: 7/1/2013

To Date: 6/30/2014

Definition: FY14 City Manager Proposed

Account	Description	FY12 Actual	FY13 Adopted Budget	FY14 Department Request	FY14 City Manager Proposed	Dollar Change	Percent Change
1000.1.210.42180.4681.00000.00.000	PS Dispatch - Minor Equip Fu	\$860.49	\$700.00	\$700.00	\$700.00	\$0.00	0.00
	Column: [FY14CityManagerProposed]	Budget	FTE	Position Desc.			
	Description: Battery Replacement for Radio UPS	\$700.00					
	Column Total:	\$700.00					
Budg_Cat: Supplies - 600		\$860.49	\$700.00	\$700.00	\$700.00	\$0.00	0.00
1000.1.210.42180.4745.00000.00.000	PS Dispatch - Computers & C	\$194.97	\$115,000.00	\$0.00	\$0.00	(\$115,000.00)	(100.00)
1000.1.210.42180.4745.00000.99.000	PS Dispatch - Computers & C	\$1,949.79	\$0.00	\$0.00	\$0.00	\$0.00	0.00
Budg_Cat: Capital Outlay - 700		\$2,144.76	\$115,000.00	\$0.00	\$0.00	(\$115,000.00)	(100.00)
Func: PS Dispatch - 42180		\$675,226.90	\$812,996.00	\$699,299.00	\$697,897.00	(\$115,099.00)	(14.16)

POLICE

Division: Drug Enforcement

Function 2210-42150

Mission Statement:

To reduce the availability of dangerous and illegal drugs through rigorous enforcement of the laws and arrest of violators.

Major Services/Responsibilities:

- To coordinate information and drug investigations with the NH Attorney General’s Drug Task Force and to participate in the Seacoast Team of the Task Force.
- Conduct long-term investigations resulting in arrests and seizure of drugs.
- To support local police agencies by conducting drug investigations in many seacoast communities.

Key Fiscal Year Objectives:

- To continue the Community Policing Program, which include patrol, investigation, DARE, crime watch, crime prevention programs, and other programs designed to help residents participate in making their neighborhoods safe and crime-free.
- To continue implementation of the DHS Resource Officer and continue a substance abuse prevention program at that school.
- To conduct narcotic investigations that will result in arrests and seizures of drugs and offset the reduction to the NHAGDTF.

Performance Measures:

Description	FY12 Act	FY13 Est	FY14 Est
Drug Task Force - Strafford County Cases	147	180	100
Drug Task Force - DOVER Cases	52	60	30
Drug Task Force - Strafford County Arrests	26	40	20
Drug Task Force - DOVER Arrests	15	10	10
SIU Dover Cases	N/A	10	20
SIU Dover Arrests	N/A	5	10

City of Dover, New Hampshire

Police Drug Task Force Grant Expenditure Detail

Fiscal Year: 2013-2014

Print accounts with zero balance Round to whole dollars Account on new page

From Date: 7/1/2013

To Date: 6/30/2014

Definition: FY14 City Manager Proposed

Account	Description	FY12 Actual	FY13 Adopted Budget	FY14 Department Request	FY14 City Manager Proposed	Dollar Change	Percent Change
2210.1.210.42150.4115.02302.12.000	Police - Dover Drug Task Forc	\$102,726.12	\$121,514.00	\$63,713.00	\$63,713.00	(\$57,801.00)	(47.57)
	Column: [FY14CityManagerProposed]	Budget	FTE	Position Desc.			
	Description: 457 Incentive Pay	\$520.00					
	Description: Police Education Incentives	\$1,800.00					
	Description: Police Holiday Pay	\$2,834.00					
	Description: Police Officer	\$58,099.00	1.0000	Police Officer			
	Description: Sick Buy Out	\$460.00					
	Column Total:	\$63,713.00					
2210.1.210.42150.4130.02302.12.000	Police - Dover Drug Task Forc	\$14,114.74	\$0.00	\$0.00	\$0.00	\$0.00	0.00
2210.1.210.42150.4170.02302.12.000	Police - Dover Drug Task Forc	\$400.00	\$400.00	\$400.00	\$400.00	\$0.00	0.00
	Column: [FY14CityManagerProposed]	Budget	FTE	Position Desc.			
	Description: 1 @ 5-9 Years	\$400.00					
	Column Total:	\$400.00					
2210.1.210.42150.4211.02302.12.000	Police - Dover Drug Task Forc	\$30,194.58	\$34,927.00	\$11,502.00	\$11,502.00	(\$23,425.00)	(67.07)
	Column: [FY14CityManagerProposed]	Budget	FTE	Position Desc.			
	Description: Medical Premiums to LGC Health Trust	\$11,502.00					
	Column Total:	\$11,502.00					
2210.1.210.42150.4212.02302.12.000	Police - Dover Drug Task Forc	\$1,302.20	\$1,093.00	\$369.00	\$369.00	(\$724.00)	(66.24)
	Column: [FY14CityManagerProposed]	Budget	FTE	Position Desc.			
	Description: Dental Premiums to LGC Health Trust	\$369.00					
	Column Total:	\$369.00					

City of Dover, New Hampshire

Police Drug Task Force Grant Expenditure Detail

Fiscal Year: 2013-2014

Print accounts with zero balance Round to whole dollars Account on new page

From Date: 7/1/2013

To Date: 6/30/2014

Definition: FY14 City Manager Proposed

Account	Description	FY12 Actual	FY13 Adopted Budget	FY14 Department Request	FY14 City Manager Proposed	Dollar Change	Percent Change
2210.1.210.42150.4213.02302.12.000	Police - Dover Drug Task Force	\$208.44	\$268.00	\$139.00	\$139.00	(\$129.00)	(48.13)
	Column: [FY14CityManagerProposed]	Budget	FTE	Position Desc.			
	Description: Police - Dover Drug Task Force-Life Insurance	\$139.00					
	Column Total:	\$139.00					
2210.1.210.42150.4225.02302.12.000	Police - Dover Drug Task Force	\$1,722.53	\$1,659.00	\$942.00	\$942.00	(\$717.00)	(43.22)
	Column: [FY14CityManagerProposed]	Budget	FTE	Position Desc.			
	Description: Cost of Medicare - 1.45% of wages	\$942.00					
	Column Total:	\$942.00					
2210.1.210.42150.4230.02302.12.000	Police - Dover Drug Task Force	\$22,720.23	\$24,230.00	\$16,104.00	\$16,104.00	(\$8,126.00)	(33.54)
	Column: [FY14CityManagerProposed]	Budget	FTE	Position Desc.			
	Description: Cost of NH Retirement System payments	\$16,104.00					
	Column Total:	\$16,104.00					
2210.1.210.42150.4260.02302.12.000	Police - Dover Drug Task Force	\$1,329.96	\$1,330.00	\$1,968.00	\$1,968.00	\$638.00	47.97
	Column: [FY14CityManagerProposed]	Budget	FTE	Position Desc.			
	Description: Police - Dover Drug Task Force-Workers Comp Insura	\$1,968.00					
	Column Total:	\$1,968.00					
2210.1.210.42150.4291.02302.12.000	Police - Dover Drug Task Force	\$750.00	\$0.00	\$112.00	\$112.00	\$112.00	0.00
	Column: [FY14CityManagerProposed]	Budget	FTE	Position Desc.			
	Description: Police - Dover Drug Task Force-Uniform & Cleaning	\$112.00					
	Column Total:	\$112.00					
2210.1.210.42150.4335.02302.12.000	Police - Dover Drug Task Force	\$847.00	\$847.00	\$847.00	\$847.00	\$0.00	0.00
	Column: [FY14CityManagerProposed]	Budget	FTE	Position Desc.			
	Description: Police - Dover Drug Task Force-Auditing Services	\$847.00					
	Column Total:	\$847.00					

City of Dover, New Hampshire

Police Drug Task Force Grant Expenditure Detail

Fiscal Year: 2013-2014

Print accounts with zero balance Round to whole dollars Account on new page

From Date: 7/1/2013

To Date: 6/30/2014

Definition: FY14 City Manager Proposed

Account	Description	FY12 Actual	FY13 Adopted Budget	FY14 Department Request	FY14 City Manager Proposed	Dollar Change	Percent Change
2210.1.210.42150.4523.02302.12.000	Police - Dover Drug Task Forc	\$2,558.00	\$3,837.00	\$2,558.00	\$2,558.00	(\$1,279.00)	(33.33)
	Column: [FY14CityManagerProposed]	Budget	FTE	Position Desc.			
	Description: Police - Dover Drug Task Force-Police Liab Insuran	\$2,558.00					
	Column Total:	\$2,558.00					
Year: FY12 - 12		\$178,873.80	\$190,105.00	\$98,654.00	\$98,654.00	(\$91,451.00)	(48.11)
Proj_Grant: Police - Dover Drug Task Force - 02302		\$178,873.80	\$190,105.00	\$98,654.00	\$98,654.00	(\$91,451.00)	(48.11)

POLICE

Division: DHA Policing

Function 2220-42120

Mission Statement:

To provide targeted community policing services to residents of the Dover Housing Authority.

Major Services/Responsibilities:

- Patrol the Dover Housing Authority properties including several senior housing locations
- Assist in the development and implementation of specialized programs for the residents with a specific goal of targeting youth

Key Fiscal Year Objectives:

- Continue to provide targeted services enhancing the quality of life in the Dover Housing Authority.
- Provide youth activities with safety related resources, like bike helmets, as well as crime and drug and alcohol abuse prevention.

Performance Measures:

Description	FY12 Act	FY13 Est	FY14 Est
Safety programs and talks	5/year	7/year	10/day
Coordinate youth safety programs and talks			
Crime watch/Crime prevention activities	10/year	10/year	
Provide safety related equipments and resources		6/year	6/year

City of Dover, New Hampshire

Police DHA Grant Expenditure Detail Report

Fiscal Year: 2013-2014

Print accounts with zero balance Round to whole dollars Account on new page

From Date: 7/1/2013

To Date: 6/30/2014

Definition: FY14 City Manager Proposed

Account	Description	FY12 Actual	FY13 Adopted Budget	FY14 Department Request	FY14 City Manager Proposed	Dollar Change	Percent Change
2220.1.210.42120.4115.02305.12.000	Police - Dover DHA Neighbort	\$94,588.20	\$69,318.00	\$69,318.00	\$69,318.00	\$0.00	0.00
Column: [FY14CityManagerProposed]		Budget	FTE	Position Desc.			
	Description: Joslin, Bobby R	\$64,297.00	1.0000	Police Officer			
	Description: Police Education Incentives	\$1,800.00					
	Description: Police Holiday Pay	\$3,221.00					
	Column Total:	\$69,318.00					
2220.1.210.42120.4130.02305.12.000	Police - Dover DHA Neighbort	(\$347.92)	\$0.00	\$0.00	\$0.00	\$0.00	0.00
2220.1.210.42120.4170.02305.12.000	Police - Dover DHA Neighbort	\$400.00	\$400.00	\$400.00	\$400.00	\$0.00	0.00
Column: [FY14CityManagerProposed]		Budget	FTE	Position Desc.			
	Description: 1 @ 5-9 years	\$400.00					
	Column Total:	\$400.00					
2220.1.210.42120.4211.02305.12.000	Police - Dover DHA Neighbort	\$25,364.79	\$21,284.00	\$15,528.00	\$15,528.00	(\$5,756.00)	(27.04)
Column: [FY14CityManagerProposed]		Budget	FTE	Position Desc.			
	Description: Medical Premiums to LGC Health Trust	\$15,528.00					
	Column Total:	\$15,528.00					
2220.1.210.42120.4212.02305.12.000	Police - Dover DHA Neighbort	\$1,093.88	\$728.00	\$737.00	\$737.00	\$9.00	1.24
Column: [FY14CityManagerProposed]		Budget	FTE	Position Desc.			
	Description: Dental Premiums to LGC Health Trust	\$737.00					
	Column Total:	\$737.00					

City of Dover, New Hampshire

Police DHA Grant Expenditure Detail Report

Fiscal Year: 2013-2014

Print accounts with zero balance Round to whole dollars Account on new page

From Date: 7/1/2013

To Date: 6/30/2014

Definition: FY14 City Manager Proposed

Account	Description	FY12 Actual	FY13 Adopted Budget	FY14 Department Request	FY14 City Manager Proposed	Dollar Change	Percent Change
2220.1.210.42120.4213.02305.12.000	Police - Dover DHA Neighbort	\$189.01	\$154.00	\$154.00	\$154.00	\$0.00	0.00
	Column: [FY14CityManagerProposed]	Budget	FTE	Position Desc.			
	Description: Police - Dover DHA Neighborhood Officer-Life Insur	\$154.00					
	Column Total:	\$154.00					
2220.1.210.42120.4225.02305.12.000	Police - Dover DHA Neighbort	\$1,351.51	\$910.00	\$987.00	\$987.00	\$77.00	8.46
	Column: [FY14CityManagerProposed]	Budget	FTE	Position Desc.			
	Description: Cost of Medicare - 1.45% of wages	\$987.00					
	Column Total:	\$987.00					
2220.1.210.42120.4230.02305.12.000	Police - Dover DHA Neighbort	\$19,006.48	\$13,909.00	\$19,020.00	\$19,020.00	\$5,111.00	36.75
	Column: [FY14CityManagerProposed]	Budget	FTE	Position Desc.			
	Description: Cost of NH Retirement System payments	\$19,020.00					
	Column Total:	\$19,020.00					
2220.1.210.42120.4260.02305.12.000	Police - Dover DHA Neighbort	\$869.04	\$869.00	\$1,944.00	\$1,944.00	\$1,075.00	123.71
	Column: [FY14CityManagerProposed]	Budget	FTE	Position Desc.			
	Description: Workers Comp allocation self insurance	\$1,944.00					
	Column Total:	\$1,944.00					
2220.1.210.42120.4290.02305.12.000	Police - Dover DHA Neighbort	\$0.00	\$66.00	\$75.00	\$75.00	\$9.00	13.64
	Column: [FY14CityManagerProposed]	Budget	FTE	Position Desc.			
	Description: Admin Fee - Flexible Spending Account	\$75.00					
	Column Total:	\$75.00					
2220.1.210.42120.4291.02305.12.000	Uniform & Cleaning Allowance	\$450.00	\$0.00	\$450.00	\$450.00	\$450.00	0.00
	Column: [FY14CityManagerProposed]	Budget	FTE	Position Desc.			
	Description: Uniform & Cleaning Allowance	\$450.00					
	Column Total:	\$450.00					
Budg_Cat: Personal Services - 100		\$142,964.99	\$107,638.00	\$108,613.00	\$108,613.00	\$975.00	0.91

Printed: 04/08/2013 7:37:44 PM

Report:

3.1.24

Page:

2

rptGLGenBudgetRptUsingDefinition

City of Dover, New Hampshire

Police DHA Grant Expenditure Detail Report

Fiscal Year: 2013-2014

Print accounts with zero balance Round to whole dollars Account on new page

From Date: 7/1/2013

To Date: 6/30/2014

Definition: FY14 City Manager Proposed

Account	Description	FY12 Actual	FY13 Adopted Budget	FY14 Department Request	FY14 City Manager Proposed	Dollar Change	Percent Change
2220.1.210.42120.4335.02305.12.000	Police Operations - Auditing S	\$59.00	\$59.00	\$159.00	\$159.00	\$100.00	169.49
	Column: [FY14CityManagerProposed]	Budget	FTE	Position Desc.			
	Description: Auditing Services - Allocation	\$159.00					
	Column Total:	\$159.00					
2220.1.210.42120.4523.02305.12.000	Police - Dover DHA Neighbort	\$2,558.00	\$2,558.00	\$2,558.00	\$2,558.00	\$0.00	0.00
	Column: [FY14CityManagerProposed]	Budget	FTE	Position Desc.			
	Description: Cost of Police Liability Insurance	\$2,558.00					
	Column Total:	\$2,558.00					
Budg_Cat: Purchased Services - 300		\$2,617.00	\$2,617.00	\$2,717.00	\$2,717.00	\$100.00	3.82
Year: FY12 - 12		\$145,581.99	\$110,255.00	\$111,330.00	\$111,330.00	\$1,075.00	0.98

City of Dover, New Hampshire

Police DHA Grant Expenditure Detail Report

Fiscal Year: 2013-2014

Print accounts with zero balance Round to whole dollars Account on new page

From Date: 7/1/2013

To Date: 6/30/2014

Definition: FY14 City Manager Proposed

Account	Description	FY12 Actual	FY13 Adopted Budget	FY14 Department Request	FY14 City Manager Proposed	Dollar Change	Percent Change
Func: Police Operations - 42120		\$145,581.99	\$110,255.00	\$111,330.00	\$111,330.00	\$1,075.00	0.98
Grand Total:		\$145,581.99	\$110,255.00	\$111,330.00	\$111,330.00	\$1,075.00	0.98

End of Report

This page intentionally left blank.

POLICE

Division: DHHS Assistance Program

Function 2245-42150

Mission Statement:

To reduce substance abuse by youth in our community through prevention programming support and coordination.

Major Services/Responsibilities:

- Conduct/coordinate substance abuse programming in the community with a strong emphasis in schools.
- Strengthen/Increase Community involvement in substance abuse prevention.

Key Fiscal Year Objectives:

- Coordinate Youth Risk Behavior Survey.
- Increase membership of Dover Coalition for Youth.
- Expand Coalition participation in community substance abuse prevention events
- Re-establish coalition as main community contact for alcohol and drug prevention activities.
- Coordinate Dover Night Out
- Create and disseminate Dover specific prevention materials
- Re-establish web site as a local hub for alcohol and drug prevention resources.

Performance Measures:

Description	FY12 Act	FY13 Est	FY14 Est
Community based Alcohol & Drug Prevention Programs	12	14	6
Create Dover specific prevention materials	3	5	3
Coalition Meetings	12	18	6

City of Dover, New Hampshire

Police DHHS Assistance Grant Expenditure Detail

Fiscal Year: 2013-2014

Print accounts with zero balance Round to whole dollars Account on new page

From Date: 7/1/2013

To Date: 6/30/2014

Definition: FY14 City Manager Proposed

Account	Description	FY12 Actual	FY13 Adopted Budget	FY14 Department Request	FY14 City Manager Proposed	Dollar Change	Percent Change
2245.1.210.42150.4115.02327.12.000	Police - Drug Free Communiti	\$38,076.14	\$50,512.00	\$52,650.00	\$52,650.00	\$2,138.00	4.23
	Column: [FY14CityManagerProposed]	Budget	FTE	Position Desc.			
	Description: Hebert, Victoria	\$50,493.00	1.0000	Prevention Coor			
	Description: Holiday Pay (per contract)	\$2,157.00					
	Column Total:	\$52,650.00					
2245.1.210.42150.4120.02327.12.000	Police - Drug Free Communiti	\$0.00	\$14,000.00	\$14,000.00	\$14,000.00	\$0.00	0.00
	Column: [FY14CityManagerProposed]	Budget	FTE	Position Desc.			
	Description: Youth Coalition Team Advisors	\$14,000.00					
	Column Total:	\$14,000.00					
2245.1.210.42150.4170.02327.12.000	Police -Longevity Pay	\$400.00	\$400.00	\$400.00	\$400.00	\$0.00	0.00
	Column: [FY14CityManagerProposed]	Budget	FTE	Position Desc.			
	Description: 1 @ 5-9 years	\$400.00					
	Column Total:	\$400.00					
2245.1.210.42150.4211.02327.12.000	Police - Drug Free Communiti	\$11,519.01	\$11,025.00	\$11,502.00	\$11,502.00	\$477.00	4.33
	Column: [FY14CityManagerProposed]	Budget	FTE	Position Desc.			
	Description: Medical Premiums to LGC Health Trust	\$11,502.00					
	Column Total:	\$11,502.00					
2245.1.210.42150.4212.02327.12.000	Police - Drug Free Communiti	\$525.32	\$372.00	\$376.00	\$376.00	\$4.00	1.08
	Column: [FY14CityManagerProposed]	Budget	FTE	Position Desc.			
	Description: Dental Premiums to LGC Health Trust	\$376.00					
	Column Total:	\$376.00					

City of Dover, New Hampshire

Police DHHS Assistance Grant Expenditure Detail

Fiscal Year: 2013-2014

Print accounts with zero balance Round to whole dollars Account on new page

From Date: 7/1/2013

To Date: 6/30/2014

Definition: FY14 City Manager Proposed

Account	Description	FY12 Actual	FY13 Adopted Budget	FY14 Department Request	FY14 City Manager Proposed	Dollar Change	Percent Change
2245.1.210.42150.4213.02327.12.000	Police - Drug Free Communiti	\$63.54	\$116.00	\$121.00	\$121.00	\$5.00	4.31
	Column: [FY14CityManagerProposed]	Budget	FTE	Position Desc.			
	Description: Police - Drug Free Communities-Life Insurance	\$121.00					
	Column Total:	\$121.00					
2245.1.210.42150.4220.02327.12.000	Police - Drug Free Communiti	\$2,189.40	\$3,843.00	\$3,100.00	\$3,100.00	(\$743.00)	(19.33)
	Column: [FY14CityManagerProposed]	Budget	FTE	Position Desc.			
	Description: Cost of FICA - 6.2% of Wages	\$3,100.00					
	Column Total:	\$3,100.00					
2245.1.210.42150.4225.02327.12.000	Police - Drug Free Communiti	\$512.02	\$899.00	\$725.00	\$725.00	(\$174.00)	(19.35)
	Column: [FY14CityManagerProposed]	Budget	FTE	Position Desc.			
	Description: Cost of Medicare - 1.45% of wages	\$725.00					
	Column Total:	\$725.00					
2245.1.210.42150.4230.02327.12.000	Police - Drug Free Communiti	\$2,940.07	\$4,480.00	\$5,714.00	\$5,714.00	\$1,234.00	27.54
	Column: [FY14CityManagerProposed]	Budget	FTE	Position Desc.			
	Description: Cost of NH Retirement System payments	\$5,714.00					
	Column Total:	\$5,714.00					
2245.1.210.42150.4240.02327.12.000	Police Support - Staff Develop	\$2,800.00	\$4,125.00	\$4,125.00	\$4,125.00	\$0.00	0.00
	Column: [FY14CityManagerProposed]	Budget	FTE	Position Desc.			
	Description: Seminars, Conference Registrations	\$4,125.00					
	Column Total:	\$4,125.00					
2245.1.210.42150.4260.02327.12.000	Workers Comp Insurance	\$0.00	\$0.00	\$1,326.00	\$1,326.00	\$1,326.00	0.00
	Column: [FY14CityManagerProposed]	Budget	FTE	Position Desc.			
	Description: Workers Comp allocation of self insurance	\$1,326.00					
	Column Total:	\$1,326.00					

City of Dover, New Hampshire

Police DHHS Assistance Grant Expenditure Detail

Fiscal Year: 2013-2014

 Print accounts with zero balance
 Round to whole dollars
 Account on new page

From Date: 7/1/2013

To Date: 6/30/2014

Definition: FY14 City Manager Proposed

Account	Description	FY12 Actual	FY13 Adopted Budget	FY14 Department Request	FY14 City Manager Proposed	Dollar Change	Percent Change
2245.1.210.42150.4339.02327.12.000	Police - Drug Free Communiti	\$14,906.23	\$15,975.00	\$15,975.00	\$15,975.00	\$0.00	0.00
	Column: [FY14CityManagerProposed]	Budget	FTE	Position Desc.			
	Description: Licensed Drug Counseling	\$6,075.00					
	Description: Program Evaluation Report	\$9,900.00					
	Column Total:	\$15,975.00					
2245.1.210.42150.4531.02327.12.000	Telecommunications	\$304.15	\$600.00	\$600.00	\$600.00	\$0.00	0.00
	Column: [FY14CityManagerProposed]	Budget	FTE	Position Desc.			
	Description: Services/equipment for voice, fax, data, wireless	\$600.00					
	Column Total:	\$600.00					
2245.1.210.42150.4534.02327.12.000	Police -Postage	\$1,234.90	\$240.00	\$240.00	\$240.00	\$0.00	0.00
	Column: [FY14CityManagerProposed]	Budget	FTE	Position Desc.			
	Description: Correspondence, express and parcel delivery	\$240.00					
	Column Total:	\$240.00					
2245.1.210.42150.4540.02327.12.000	Advertising	\$704.90	\$949.00	\$949.00	\$949.00	\$0.00	0.00
	Column: [FY14CityManagerProposed]	Budget	FTE	Position Desc.			
	Description: Media Purchases/Constant Contact	\$949.00					
	Column Total:	\$949.00					
2245.1.210.42150.4580.02327.12.000	Police - Drug Free Communiti	\$817.79	\$11,417.00	\$8,540.00	\$8,540.00	(\$2,877.00)	(25.20)
	Column: [FY14CityManagerProposed]	Budget	FTE	Position Desc.			
	Description: Travel expenses for seminars, conferences	\$8,540.00					
	Column Total:	\$8,540.00					

City of Dover, New Hampshire

Police DHHS Assistance Grant Expenditure Detail

Fiscal Year: 2013-2014

Print accounts with zero balance Round to whole dollars Account on new page

From Date: 7/1/2013

To Date: 6/30/2014

Definition: FY14 City Manager Proposed

Account	Description	FY12 Actual	FY13 Adopted Budget	FY14 Department Request	FY14 City Manager Proposed	Dollar Change	Percent Change
2245.1.210.42150.4612.02327.12.000	Police - Drug Free Communiti	\$3,019.40	\$5,548.00	\$4,222.00	\$4,222.00	(\$1,326.00)	(23.90)
	Column: [FY14CityManagerProposed]	Budget	FTE	Position Desc.			
	Description: Copies, Stationery, Envelopes, Student Surveys	\$4,222.00					
	Column Total:	\$4,222.00					
2245.1.210.42150.4810.02327.12.000	Membership Dues	\$135.00	\$435.00	\$435.00	\$435.00	\$0.00	0.00
	Column: [FY14CityManagerProposed]	Budget	FTE	Position Desc.			
	Description: Chamber of Commerce, CADCA	\$435.00					
	Column Total:	\$435.00					
Year: FY12 - 12		\$80,147.87	\$124,936.00	\$125,000.00	\$125,000.00	\$64.00	0.05
Proj_Grant: Police - Drug Free Communities - 02327		\$80,147.87	\$124,936.00	\$125,000.00	\$125,000.00	\$64.00	0.05

This page intentionally left blank.

POLICE

Division: Special Details

Function 42160

Mission Statement:

Provide the mechanism for outside entities to contract for police services through the City.

Major Services/Responsibilities:

Receipt of funds from outside entities for payment of contracted police services

Key Fiscal Year Objectives:

Performance Measures:

Description	FY12 Act	FY13 Est	FY14 Est
Not applicable			

City of Dover, New Hampshire

Police Special Details Fund Expenditure Detail

Fiscal Year: 2013-2014

Print accounts with zero balance Round to whole dollars Account on new page

From Date: 7/1/2013

To Date: 6/30/2014

Definition: FY14 City Manager Proposed

Account	Description	FY12 Actual	FY13 Adopted Budget	FY14 Department Request	FY14 City Manager Proposed	Dollar Change	Percent Change
3207.1.210.42160.4130.00000.00.000	Police Sp Details-Overtime Pa	\$156,857.02	\$154,282.00	\$190,615.00	\$190,615.00	\$36,333.00	23.55
	Column: [FY14CityManagerProposed]	Budget	FTE	Position Desc.			
	Description: Cost of work performed for contractors	\$190,615.00					
	Column Total:	\$190,615.00					
3207.1.210.42160.4211.00000.00.000	Police Sp Details-Health Insur	\$3,891.23	\$0.00	\$0.00	\$0.00	\$0.00	0.00
3207.1.210.42160.4212.00000.00.000	Dental Insurance	\$221.84	\$0.00	\$0.00	\$0.00	\$0.00	0.00
3207.1.210.42160.4225.00000.00.000	Police Sp Details-Medicare	\$2,096.84	\$2,891.00	\$3,705.00	\$3,705.00	\$814.00	28.16
	Column: [FY14CityManagerProposed]	Budget	FTE	Position Desc.			
	Description: Cost of Medicare - 1.45% of wages	\$3,705.00					
	Column Total:	\$3,705.00					
3207.1.210.42160.4230.00000.00.000	Police Sp Details-Retirement	\$32,546.11	\$39,773.00	\$58,765.00	\$58,765.00	\$18,992.00	47.75
	Column: [FY14CityManagerProposed]	Budget	FTE	Position Desc.			
	Description: Cost of NH Retirement System payments	\$58,765.00					
	Column Total:	\$58,765.00					
3207.1.210.42160.4260.00000.00.000	Police Sp Details-Workers Co	\$0.00	\$1,027.00	\$1,027.00	\$1,027.00	\$0.00	0.00
	Column: [FY14CityManagerProposed]	Budget	FTE	Position Desc.			
	Description: Police Sp Details-Workers Comp Insurance	\$1,027.00					
	Column Total:	\$1,027.00					
3207.1.210.42160.4335.00000.00.000	Police Sp Details - Auditing Se	\$42.00	\$42.00	\$42.00	\$42.00	\$0.00	0.00
	Column: [FY14CityManagerProposed]	Budget	FTE	Position Desc.			
	Description: Police Sp Details - Auditing Services	\$42.00					
	Column Total:	\$42.00					

City of Dover, New Hampshire

Police Special Details Fund Expenditure Detail

Fiscal Year: 2013-2014

Print accounts with zero balance Round to whole dollars Account on new page

From Date: 7/1/2013

To Date: 6/30/2014

Definition: FY14 City Manager Proposed

Account	Description	FY12 Actual	FY13 Adopted Budget	FY14 Department Request	FY14 City Manager Proposed	Dollar Change	Percent Change
3207.1.210.42160.4524.00000.00.000	Police Sp Details-Public Liab l	\$1,346.37	\$1,346.00	\$1,346.00	\$1,346.00	\$0.00	0.00
	Column: [FY14CityManagerProposed]	Budget	FTE	Position Desc.			
	Description: Cost of LGC Public Liability Insur	\$1,346.00					
	Column Total:	\$1,346.00					
3207.1.210.42160.4918.00000.00.000	Police Sp Details-Transfer to	\$67,500.00	\$63,000.00	\$63,000.00	\$63,000.00	\$0.00	0.00
	Column: [FY14CityManagerProposed]	Budget	FTE	Position Desc.			
	Description: Funding for 2 1/2 Police Vehicles	\$63,000.00					
	Column Total:	\$63,000.00					
Func: Police Sp Details - 42160		\$264,501.41	\$262,361.00	\$318,500.00	\$318,500.00	\$56,139.00	21.40
Grand Total:		\$264,501.41	\$262,361.00	\$318,500.00	\$318,500.00	\$56,139.00	21.40

End of Report

This page intentionally left blank.

POLICE

Division: Parking Activity Fund

Function 3213-42130

Mission Statement:

To promote the safe and orderly flow of vehicle traffic by supervising all City owned and controlled parking areas, and enforcing all appropriate parking related laws and ordinances. Collect and receive parking and fine revenue for deposit in this special account.

Major Services/Responsibilities:

- Enforce timed and metered parking controls in 508 on-street parking spaces as well as an additional 215 uncontrolled on-street spaces
- Enforce metered and permit parking control in 784 city owned parking lot spaces
- Collect and account for all parking revenue
- Work closely with the Parking Commission to ensure smooth operation of the downtown parking function
- Collect and issue parking permits for downtown lots
- Maintain pay and display parking meters
- Process and collect overdue fine revenue

Key Fiscal Year Objectives:

- Maintain a high level of enforcement in the downtown to encourage frequent turnover of on-street parking supply
- Continue to locate and evaluate potential increased parking capacity throughout the downtown
- Actively pursue scofflaws and identify new methods to entice scofflaws to pay unpaid fines
- Explore and evaluate potential parking structures for the downtown
- Work with downtown businesses to create a welcoming and well structured parking program

Performance Measures:

Description	FY12 Act	FY13 Est	FY14 Est
Parking tickets issued	10,446	9,700	9,500
Total parking revenue generated	\$581,193	\$578,576.	\$531,280

City of Dover, New Hampshire

Parking Activity Fund Expenditure Detail Report

Fiscal Year: 2013-2014

Print accounts with zero balance Round to whole dollars Account on new page

From Date: 7/1/2013

To Date: 6/30/2014

Definition: FY14 City Manager Proposed

Account	Description	FY12 Actual	FY13 Adopted Budget	FY14 Department Request	FY14 City Manager Proposed	Dollar Change	Percent Change
3213.1.210.42130.4115.00000.00.000	Regular Hourly Employees	\$166,320.25	\$177,518.00	\$183,413.00	\$183,413.00	\$5,895.00	3.32
	Column: [FY14CityManagerProposed]	Budget	FTE	Position Desc.			
	Description: 457 Incentive Pay	\$104.00					
	Description: Farrow, Anthony	\$16,271.00	0.6250	Parking Control			
	Description: Heaphy, Martha E	\$35,569.00	0.8750	Secretary I			
	Description: Hunter, Philip	\$17,515.00	0.5000	Parking Control			
	Description: Jerard, Jason E	\$29,897.00	0.8750	Parking Control			
	Description: Martin, William G	\$25,307.00	0.8500	Parking Control			
	Description: Police Education Incentive	\$3,947.00					
	Description: Sick Buy Out	\$127.00					
	Description: Simons, William C	\$54,676.00	0.8000	Parking Manager			
	Column Total:	\$183,413.00					
3213.1.210.42130.4130.00000.00.000	Overtime Pay	\$0.00	\$700.00	\$500.00	\$500.00	(\$200.00)	(28.57)
	Column: [FY14CityManagerProposed]	Budget	FTE	Position Desc.			
	Description: Overtime Pay	\$500.00					
	Column Total:	\$500.00					
3213.1.210.42130.4170.00000.00.000	Longevity Pay	\$1,450.00	\$1,450.00	\$1,450.00	\$1,450.00	\$0.00	0.00
	Column: [FY14CityManagerProposed]	Budget	FTE	Position Desc.			
	Description: 1 @ 10-14 years 50%	\$400.00					
	Description: 1 @ 15-19 years 87.5 %	\$1,050.00					
	Column Total:	\$1,450.00					
3213.1.210.42130.4211.00000.00.000	Health Insurance	\$52,613.19	\$58,498.00	\$60,824.00	\$60,824.00	\$2,326.00	3.98
	Column: [FY14CityManagerProposed]	Budget	FTE	Position Desc.			
	Description: Medical Premiums to LGC HealthTrust	\$60,824.00					
	Column Total:	\$60,824.00					

City of Dover, New Hampshire

Parking Activity Fund Expenditure Detail Report

Fiscal Year: 2013-2014

Print accounts with zero balance Round to whole dollars Account on new page

From Date: 7/1/2013

To Date: 6/30/2014

Definition: FY14 City Manager Proposed

Account	Description	FY12 Actual	FY13 Adopted Budget	FY14 Department Request	FY14 City Manager Proposed	Dollar Change	Percent Change
3213.1.210.42130.4212.00000.00.000	Dental Insurance	\$3,248.40	\$2,558.00	\$2,588.00	\$2,588.00	\$30.00	1.17
	Column: [FY14CityManagerProposed]	Budget	FTE	Position Desc.			
	Description: Dental Pemiums LGC HealthTrust	\$2,588.00					
	Column Total:	\$2,588.00					
3213.1.210.42130.4213.00000.00.000	Life Insurance	\$180.00	\$342.00	\$349.00	\$349.00	\$7.00	2.05
	Column: [FY14CityManagerProposed]	Budget	FTE	Position Desc.			
	Description: Life Premiums to LGC HealthTrust	\$349.00					
	Column Total:	\$349.00					
3213.1.210.42130.4220.00000.00.000	FICA	\$9,831.53	\$10,241.00	\$10,617.00	\$10,617.00	\$376.00	3.67
	Column: [FY14CityManagerProposed]	Budget	FTE	Position Desc.			
	Description: Cost of FICA - 6.2% of Wages	\$10,617.00					
	Column Total:	\$10,617.00					
3213.1.210.42130.4225.00000.00.000	Medicare	\$2,399.29	\$2,396.00	\$2,483.00	\$2,483.00	\$87.00	3.63
	Column: [FY14CityManagerProposed]	Budget	FTE	Position Desc.			
	Description: Cost of Medicare - 1.45% of wages	\$2,483.00					
	Column Total:	\$2,483.00					
3213.1.210.42130.4230.00000.00.000	Retirement	\$5,463.48	\$6,087.00	\$7,517.00	\$7,517.00	\$1,430.00	23.49
	Column: [FY14CityManagerProposed]	Budget	FTE	Position Desc.			
	Description: Cost of NH Retirement System payments	\$7,517.00					
	Column Total:	\$7,517.00					
3213.1.210.42130.4240.00000.00.000	Staff Development Reimbursa	\$15.00	\$200.00	\$200.00	\$200.00	\$0.00	0.00
	Column: [FY14CityManagerProposed]	Budget	FTE	Position Desc.			
	Description: NE Parking Conference	\$200.00					
	Column Total:	\$200.00					

City of Dover, New Hampshire

Parking Activity Fund Expenditure Detail Report

Fiscal Year: 2013-2014

Print accounts with zero balance Round to whole dollars Account on new page

From Date: 7/1/2013

To Date: 6/30/2014

Definition: FY14 City Manager Proposed

Account	Description	FY12 Actual	FY13 Adopted Budget	FY14 Department Request	FY14 City Manager Proposed	Dollar Change	Percent Change
3213.1.210.42130.4260.00000.00.000	Workers Comp Insurance	\$2,711.04	\$2,711.00	\$2,861.00	\$2,861.00	\$150.00	5.53
	Column: [FY14CityManagerProposed]	Budget	FTE	Position Desc.			
	Description: Workers Comp allocation of self insur.	\$2,861.00					
	Column Total:	\$2,861.00					
3213.1.210.42130.4290.00000.00.000	FSA Fees	\$0.00	\$66.00	\$75.00	\$75.00	\$9.00	13.64
	Column: [FY14CityManagerProposed]	Budget	FTE	Position Desc.			
	Description: FSA Fees	\$75.00					
	Column Total:	\$75.00					
3213.1.210.42130.4291.00000.00.000	Uniform & Cleaning Allowance	\$2,003.52	\$2,343.00	\$2,343.00	\$2,343.00	\$0.00	0.00
	Column: [FY14CityManagerProposed]	Budget	FTE	Position Desc.			
	Description: Farrow, Anthony	\$300.00	0.6250	Police Clothing			
	Description: Heaphy, Martha E	\$228.00	0.8750	Police Clothing			
	Description: Hunter, Philip	\$300.00	0.5000	Police Clothing			
	Description: Jerard, Jason E	\$525.00	0.8750	Police Clothing			
	Description: Martin, William G	\$510.00	0.8500	Police Clothing			
	Description: Simons, William C	\$480.00	0.8000	Police Clothing			
	Column Total:	\$2,343.00					
3213.1.210.42130.4335.00000.00.000	Auditing Services	\$964.09	\$500.00	\$500.00	\$500.00	\$0.00	0.00
	Column: [FY14CityManagerProposed]	Budget	FTE	Position Desc.			
	Description: Auditing Services	\$500.00					
	Column Total:	\$500.00					
3213.1.210.42130.4341.00000.00.000	Technical Services	\$0.00	\$0.00	\$1,000.00	\$1,000.00	\$1,000.00	0.00
	Column: [FY14CityManagerProposed]	Budget	FTE	Position Desc.			
	Description: city clerk scofflaw file	\$400.00					
	Description: DMV registration look ups	\$600.00					
	Column Total:	\$1,000.00					

City of Dover, New Hampshire

Parking Activity Fund Expenditure Detail Report

Fiscal Year: 2013-2014

Print accounts with zero balance Round to whole dollars Account on new page

From Date: 7/1/2013

To Date: 6/30/2014

Definition: FY14 City Manager Proposed

Account	Description	FY12 Actual	FY13 Adopted Budget	FY14 Department Request	FY14 City Manager Proposed	Dollar Change	Percent Change
3213.1.210.42130.4422.00000.00.000	Contract Snow Plowing	\$729.12	\$35,500.00	\$4,920.00	\$4,920.00	(\$30,580.00)	(86.14)
	Column: [FY14CityManagerProposed]	Budget	FTE	Position Desc.			
	Description: Contract Services, Shovel Access Lanes	\$1,920.00					
	Description: Snow Removal in Parking Lots	\$3,000.00					
	Column Total:	\$4,920.00					
3213.1.210.42130.4433.00000.00.000	Maint Chrgs - Equipment	\$31,500.00	\$40,900.00	\$38,000.00	\$38,000.00	(\$2,900.00)	(7.09)
	Column: [FY14CityManagerProposed]	Budget	FTE	Position Desc.			
	Description: Maint of Pay Stations 70 @ 45/mo - Software/Commun	\$37,800.00					
	Description: Misc. Cash Register Parts	\$200.00					
	Column Total:	\$38,000.00					
3213.1.210.42130.4435.00000.00.000	Maint Chrgs - Office Equipme	\$3,744.96	\$3,648.00	\$4,043.00	\$4,043.00	\$395.00	10.83
	Column: [FY14CityManagerProposed]	Budget	FTE	Position Desc.			
	Description: Division share of DoverNet support allocation	\$169.00					
	Description: DoverNet 1 @\$167	\$167.00					
	Description: Ticket System - Cardinal	\$3,700.00					
	Description: UPS	\$7.00					
	Column Total:	\$4,043.00					
3213.1.210.42130.4521.00000.00.000	Property Insurance	\$417.08	\$327.00	\$327.00	\$327.00	\$0.00	0.00
	Column: [FY14CityManagerProposed]	Budget	FTE	Position Desc.			
	Description: Property Insurance	\$327.00					
	Column Total:	\$327.00					
3213.1.210.42130.4522.00000.00.000	Vehicle & Equip Insurance	\$449.00	\$449.00	\$449.00	\$449.00	\$0.00	0.00
	Column: [FY14CityManagerProposed]	Budget	FTE	Position Desc.			
	Description: Vehicle & Equip Insurance	\$449.00					
	Column Total:	\$449.00					

City of Dover, New Hampshire

Parking Activity Fund Expenditure Detail Report

Fiscal Year: 2013-2014

Print accounts with zero balance Round to whole dollars Account on new page

From Date: 7/1/2013

To Date: 6/30/2014

Definition: FY14 City Manager Proposed

Account	Description	FY12 Actual	FY13 Adopted Budget	FY14 Department Request	FY14 City Manager Proposed	Dollar Change	Percent Change
3213.1.210.42130.4524.00000.00.000	Public Liab Insurance	\$1,859.17	\$1,859.00	\$1,859.00	\$1,859.00	\$0.00	0.00
	Column: [FY14CityManagerProposed]	Budget	FTE	Position Desc.			
	Description: Cost of LGC Public Liability Insur	\$1,859.00					
	Column Total:	\$1,859.00					
3213.1.210.42130.4529.00000.00.000	Insurance Deductible Paymen	\$814.80	\$2,000.00	\$500.00	\$500.00	(\$1,500.00)	(75.00)
	Column: [FY14CityManagerProposed]	Budget	FTE	Position Desc.			
	Description: Insurance Deductible	\$500.00					
	Column Total:	\$500.00					
3213.1.210.42130.4531.00000.00.000	Telecommunications	\$0.00	\$662.00	\$700.00	\$700.00	\$38.00	5.74
	Column: [FY14CityManagerProposed]	Budget	FTE	Position Desc.			
	Description: Services/equipment for voice, fax, data, wireless	\$700.00					
	Column Total:	\$700.00					
3213.1.210.42130.4534.00000.00.000	Postage	\$3,010.77	\$3,500.00	\$4,300.00	\$4,300.00	\$800.00	22.86
	Column: [FY14CityManagerProposed]	Budget	FTE	Position Desc.			
	Description: Correspondence, express and parcel delivery servic	\$4,300.00					
	Column Total:	\$4,300.00					
3213.1.210.42130.4540.00000.00.000	Advertising	\$2,856.77	\$0.00	\$200.00	\$200.00	\$200.00	0.00
	Column: [FY14CityManagerProposed]	Budget	FTE	Position Desc.			
	Description: Advertising	\$200.00					
	Column Total:	\$200.00					
3213.1.210.42130.4550.00000.00.000	Printing & Binding	\$0.00	\$3,000.00	\$3,000.00	\$3,000.00	\$0.00	0.00
	Column: [FY14CityManagerProposed]	Budget	FTE	Position Desc.			
	Description: Ticket Envelopes, Tickets, Permits, other printing	\$3,000.00					
	Column Total:	\$3,000.00					

City of Dover, New Hampshire

Parking Activity Fund Expenditure Detail Report

Fiscal Year: 2013-2014

Print accounts with zero balance Round to whole dollars Account on new page

From Date: 7/1/2013

To Date: 6/30/2014

Definition: FY14 City Manager Proposed

Account	Description	FY12 Actual	FY13 Adopted Budget	FY14 Department Request	FY14 City Manager Proposed	Dollar Change	Percent Change
3213.1.210.42130.4580.00000.00.000	Travel Expense	\$12.75	\$260.00	\$285.00	\$285.00	\$25.00	9.62
	Column: [FY14CityManagerProposed]	Budget	FTE	Position Desc.			
	Description: NE Parking Council	\$285.00					
	Column Total:	\$285.00					
3213.1.210.42130.4611.00000.00.000	Office Supplies	\$116.62	\$2,000.00	\$2,725.00	\$2,725.00	\$725.00	36.25
	Column: [FY14CityManagerProposed]	Budget	FTE	Position Desc.			
	Description: TickeTrak Ticket Rolls, other supplies	\$2,725.00					
	Column Total:	\$2,725.00					
3213.1.210.42130.4612.00000.00.000	Operating Supplies	\$8,413.46	\$16,350.00	\$20,350.00	\$20,350.00	\$4,000.00	24.46
	Column: [FY14CityManagerProposed]	Budget	FTE	Position Desc.			
	Description: Batteries, Carriers, Misc. Parts	\$500.00					
	Description: Cones, Parking Signs	\$350.00					
	Description: Meter Covers	\$3,000.00					
	Description: Pay & Display Parts Not Under Warranty	\$10,000.00					
	Description: Pay and Display Paper Rolls-100 rolls @\$65 ea	\$6,500.00					
	Column Total:	\$20,350.00					
3213.1.210.42130.4615.00000.00.000	Clothing & Uniforms	\$1,160.06	\$1,600.00	\$1,600.00	\$1,600.00	\$0.00	0.00
	Column: [FY14CityManagerProposed]	Budget	FTE	Position Desc.			
	Description: Clothing & Uniforms	\$1,600.00					
	Column Total:	\$1,600.00					
3213.1.210.42130.4622.00000.00.000	Electricity	\$11,015.38	\$15,000.00	\$12,000.00	\$12,000.00	(\$3,000.00)	(20.00)
	Column: [FY14CityManagerProposed]	Budget	FTE	Position Desc.			
	Description: Lighting City Parking Lots 87,452 KWH	\$12,000.00					
	Column Total:	\$12,000.00					

City of Dover, New Hampshire

Parking Activity Fund Expenditure Detail Report

Fiscal Year: 2013-2014

 Print accounts with zero balance
 Round to whole dollars
 Account on new page

From Date: 7/1/2013

To Date: 6/30/2014

Definition: FY14 City Manager Proposed

Account	Description	FY12 Actual	FY13 Adopted Budget	FY14 Department Request	FY14 City Manager Proposed	Dollar Change	Percent Change
3213.1.210.42130.4626.00000.00.000	Vehicle Fuels	\$944.67	\$600.00	\$800.00	\$800.00	\$200.00	33.33
	Column: [FY14CityManagerProposed]	Budget	FTE	Position Desc.			
	Description: 174 Gallons @ 3.46 /gallon	\$800.00					
	Column Total:	\$800.00					
3213.1.210.42130.4654.00000.00.000	Maint Supplies - Vehicles	\$57.53	\$529.00	\$500.00	\$500.00	(\$29.00)	(5.48)
	Column: [FY14CityManagerProposed]	Budget	FTE	Position Desc.			
	Description: Tires, parts & maint. of vehicles	\$500.00					
	Column Total:	\$500.00					
3213.1.210.42130.4661.00000.00.000	Fleet Maint Charge	\$1,356.96	\$1,437.00	\$1,518.00	\$1,518.00	\$81.00	5.64
	Column: [FY14CityManagerProposed]	Budget	FTE	Position Desc.			
	Description: Allocation of Fleet Maintenance Budget	\$1,518.00					
	Column Total:	\$1,518.00					
3213.1.210.42130.4681.00000.00.000	Minor Equip, Furniture & Fxtrs	\$837.98	\$750.00	\$1,500.00	\$1,500.00	\$750.00	100.00
	Column: [FY14CityManagerProposed]	Budget	FTE	Position Desc.			
	Description: Chair, Storage Cabinets, Shelving	\$1,500.00					
	Column Total:	\$1,500.00					
3213.1.210.42130.4741.00000.00.000	Machinery & Equipment	\$0.00	\$0.00	\$3,500.00	\$3,500.00	\$3,500.00	0.00
	Column: [FY14CityManagerProposed]	Budget	FTE	Position Desc.			
	Description: Light bars for pay and display units	\$3,500.00					
	Column Total:	\$3,500.00					
3213.1.210.42130.4745.00000.00.000	Computers & Communication:	\$1,568.39	\$2,139.00	\$2,350.00	\$2,350.00	\$211.00	9.86
	Column: [FY14CityManagerProposed]	Budget	FTE	Position Desc.			
	Description: Cellphone	\$150.00					
	Description: TickeTrak Handhelds	\$2,200.00					
	Column Total:	\$2,350.00					

Printed: 04/03/2013 10:32:54 PM

Report:

3.1.24

Page:

7

City of Dover, New Hampshire

Parking Activity Fund Expenditure Detail Report

Fiscal Year: 2013-2014

Print accounts with zero balance Round to whole dollars Account on new page

From Date: 7/1/2013

To Date: 6/30/2014

Definition: FY14 City Manager Proposed

Account	Description	FY12 Actual	FY13 Adopted Budget	FY14 Department Request	FY14 City Manager Proposed	Dollar Change	Percent Change
3213.1.210.42130.4810.00000.00.000	Membership Dues	\$0.00	\$50.00	\$50.00	\$50.00	\$0.00	0.00
	Column: [FY14CityManagerProposed]	Budget	FTE	Position Desc.			
	Description: NE Parking Council	\$50.00					
	Column Total:	\$50.00					
3213.1.210.42130.4819.00000.00.000	Fees & Charges	\$32,301.77	\$17,400.00	\$19,840.00	\$19,840.00	\$2,440.00	14.02
	Column: [FY14CityManagerProposed]	Budget	FTE	Position Desc.			
	Description: Credit Processing Fees & Charges	\$19,840.00					
	Column Total:	\$19,840.00					
3213.1.210.42130.4840.00000.00.000	Contingency	\$0.00	\$5,851.00	\$45,055.00	\$45,055.00	\$39,204.00	670.04
	Column: [FY14CityManagerProposed]	Budget	FTE	Position Desc.			
	Description: Contingency for Unforeseen Expenses	\$45,055.00					
	Column Total:	\$45,055.00					
3213.1.210.42130.4911.00000.00.000	Transfer To General Fund	\$0.00	\$0.00	\$30,000.00	\$30,000.00	\$30,000.00	0.00
	Column: [FY14CityManagerProposed]	Budget	FTE	Position Desc.			
	Description: Downtown Snow Removal	\$30,000.00		6 @ \$5,000 each			
	Column Total:	\$30,000.00					
3213.1.210.42130.4912.00000.00.000	Transfer to Special Rev	\$366.00	\$826.00	\$2,932.00	\$2,932.00	\$2,106.00	254.96
	Column: [FY14CityManagerProposed]	Budget	FTE	Position Desc.			
	Description: 15% of Parking Share of OPEB ARC	\$2,932.00		Target 15% FY14			
	Column Total:	\$2,932.00					
3213.1.210.42130.4918.00000.00.000	Transfer to Trust/CRF	\$209,326.56	\$115,146.00	\$10,000.00	\$10,000.00	(\$105,146.00)	(91.32)
	Column: [FY14CityManagerProposed]	Budget	FTE	Position Desc.			
	Description: Transfer to Capital Reserve Account per Council	\$10,000.00					
	Column Total:	\$10,000.00					

City of Dover, New Hampshire

Parking Activity Fund Expenditure Detail Report

Fiscal Year: 2013-2014

 Print accounts with zero balance
 Round to whole dollars
 Account on new page

From Date: 7/1/2013

To Date: 6/30/2014

Definition: FY14 City Manager Proposed

Account	Description	FY12 Actual	FY13 Adopted Budget	FY14 Department Request	FY14 City Manager Proposed	Dollar Change	Percent Change
3213.1.210.42130.4920.00000.00.000	Principal Payments	\$5,000.00	\$53,500.00	\$55,000.00	\$55,000.00	\$1,500.00	2.80
	Column: [FY14CityManagerProposed]	Budget	FTE	Position Desc.			
	Description: Principal Payments on Long Term Debt	\$55,000.00					
	Column Total:	\$55,000.00					
3213.1.210.42130.4921.00000.00.000	Interest - Bonds	\$3,206.25	\$23,427.00	\$16,257.00	\$16,257.00	(\$7,170.00)	(30.61)
	Column: [FY14CityManagerProposed]	Budget	FTE	Position Desc.			
	Description: Interest Payments on Long Term Debt	\$16,257.00					
	Column Total:	\$16,257.00					
Func: Police Parking - 42130		\$568,265.84	\$614,320.00	\$561,280.00	\$561,280.00	(\$53,040.00)	(8.63)
Fund: Parking Activity Fund - 3213		\$568,265.84	\$614,320.00	\$561,280.00	\$561,280.00	(\$53,040.00)	(8.63)

FIRE & RESCUE

TAB 10

FIRE & RESCUE

TAB 10

FIRE AND RESCUE

Division: Administration

Function 42210

Mission Statement:

To provide the community with information, education, services and representation to improve the quality of life and to enhance their ability to survive from the devastation of fire, environmental, natural and manmade emergencies.

Major Services/Responsibilities:

- Long range planning
- Develop CIP recommendations
- Fire prevention
- Managing annual budget
- Emergency Management
- Increase revenue generation
- Fire suppression
- Public education
- Emergency medical care (Paramedic level service)
- Rescue
- Disaster preparedness/relief
- Hazardous material mitigation
- Public assistance
- Fire/arson investigation

Key Fiscal Year Objectives:

- Provide sufficient emergency response services in a fiscally responsible manner.
- Maintain 24-hour Paramedic Coverage
- Maintain apparatus at a state of readiness
- Maximize citizen satisfaction
- Operate Emergency Services in the most efficient and cost effective manner by utilizing national standards and proven best practices

Performance Measures:

Description	FY12 Act	FY13 Est	FY14 Est
Provide efficient Fire department services at a cost not to exceed \$200 per capita.	\$210	\$215	\$215
Provide efficient Fire department services at a cost not to exceed \$2.20 per \$1,000 of protected Value	\$2.13	\$2.15	\$2.15
Maintain personnel certification levels	Maintain	Maintain	Maintain
Increase ambulance billing collection rate	65%	70%	75%

City of Dover, New Hampshire

General Fund Expenditure Detail Report

Fiscal Year: 2013-2014

Print accounts with zero balance Round to whole dollars Account on new page

From Date: 7/1/2013

To Date: 6/30/2014

Definition: FY14 City Manager Proposed

Account	Description	FY12 Actual	FY13 Adopted Budget	FY14 Department Request	FY14 City Manager Proposed	Dollar Change	Percent Change
1000.1.220.42210.4110.00000.00.000	F&R Admin-Regular Salaried	\$77,209.31	\$100,671.00	\$103,687.00	\$103,687.00	\$3,016.00	3.00
	Column: [FY14CityManagerProposed]	Budget	FTE	Position Desc.			
	Description: Driscoll, Richard	\$103,687.00	1.0000	Fire Chief			
	Column Total:	\$103,687.00					
1000.1.220.42210.4115.00000.00.000	F&R Admin-Regular Hourly E	\$54,753.28	\$57,598.00	\$58,580.00	\$58,580.00	\$982.00	1.70
	Column: [FY14CityManagerProposed]	Budget	FTE	Position Desc.			
	Description: 457 Incentive Plan	\$520.00					
	Description: Conway, Lynn M	\$19,873.00	0.6250	Clerk Typist I			
	Description: Daudelin, Susan M	\$38,187.00	0.8750	Office Manager			
	Column Total:	\$58,580.00					
1000.1.220.42210.4170.00000.00.000	F&R Admin-Longevity Pay	\$800.00	\$3,000.00	\$3,000.00	\$3,000.00	\$0.00	0.00
	Column: [FY14CityManagerProposed]	Budget	FTE	Position Desc.			
	Description: 1 @ 15-20 years	\$1,200.00					
	Description: 1 @ 20+ years	\$1,600.00					
	Description: 1 @ 5-9 years (Pro-rated)	\$200.00					
	Column Total:	\$3,000.00					
1000.1.220.42210.4211.00000.00.000	F&R Admin-Health Insurance	\$41,936.55	\$52,561.00	\$49,322.00	\$48,757.00	(\$3,804.00)	(7.24)
	Column: [FY14CityManagerProposed]	Budget	FTE	Position Desc.			
	Description: Medical Premiums to LGC HealthTrust	\$49,322.00					
	Description: z CM Reduction - Savings Actual Rate vs GMR	(\$565.00)					
	Column Total:	\$48,757.00					

City of Dover, New Hampshire

General Fund Expenditure Detail Report

Fiscal Year: 2013-2014

Print accounts with zero balance Round to whole dollars Account on new page

From Date: 7/1/2013

To Date: 6/30/2014

Definition: FY14 City Manager Proposed

Account	Description	FY12 Actual	FY13 Adopted Budget	FY14 Department Request	FY14 City Manager Proposed	Dollar Change	Percent Change
1000.1.220.42210.4212.00000.00.000	F&R Admin-Dental Insurance	\$1,237.23	\$1,101.00	\$1,474.00	\$1,474.00	\$373.00	33.88
	Column: [FY14CityManagerProposed]	Budget	FTE	Position Desc.			
	Description: Dental Premiums to LGC HealthTrust	\$1,474.00					
	Column Total:	\$1,474.00					
1000.1.220.42210.4213.00000.00.000	F&R Admin-Life Insurance	\$255.11	\$358.00	\$340.00	\$340.00	(\$18.00)	(5.03)
	Column: [FY14CityManagerProposed]	Budget	FTE	Position Desc.			
	Description: Life Premiums to LGC HealthTrust	\$340.00					
	Column Total:	\$340.00					
1000.1.220.42210.4214.00000.00.000	F&R Admin-Disability Insurance	\$600.71	\$833.00	\$778.00	\$778.00	(\$55.00)	(6.60)
	Column: [FY14CityManagerProposed]	Budget	FTE	Position Desc.			
	Description: Disability Premiums	\$778.00					
	Column Total:	\$778.00					
1000.1.220.42210.4220.00000.00.000	F&R Admin-FICA	\$3,122.45	\$3,255.00	\$3,416.00	\$3,416.00	\$161.00	4.95
	Column: [FY14CityManagerProposed]	Budget	FTE	Position Desc.			
	Description: Cost of FICA - 6.2% of Wages	\$3,416.00					
	Column Total:	\$3,416.00					
1000.1.220.42210.4225.00000.00.000	F&R Admin-Medicare	\$461.86	\$761.00	\$799.00	\$799.00	\$38.00	4.99
	Column: [FY14CityManagerProposed]	Budget	FTE	Position Desc.			
	Description: Cost of Medicare - 1.45% of wages	\$799.00					
	Column Total:	\$799.00					
1000.1.220.42210.4230.00000.00.000	F&R Admin-Retirement	\$20,978.53	\$26,862.00	\$33,505.00	\$33,505.00	\$6,643.00	24.73
	Column: [FY14CityManagerProposed]	Budget	FTE	Position Desc.			
	Description: Cost of NH Retirement System payments	\$33,505.00					
	Column Total:	\$33,505.00					

City of Dover, New Hampshire

General Fund Expenditure Detail Report

Fiscal Year: 2013-2014

Print accounts with zero balance Round to whole dollars Account on new page

From Date: 7/1/2013

To Date: 6/30/2014

Definition: FY14 City Manager Proposed

Account	Description	FY12 Actual	FY13 Adopted Budget	FY14 Department Request	FY14 City Manager Proposed	Dollar Change	Percent Change
1000.1.220.42210.4240.00000.00.000	F&R Admin - Staff Developme	\$0.00	\$400.00	\$400.00	\$400.00	\$0.00	0.00
	Column: [FY14CityManagerProposed]	Budget	FTE	Position Desc.			
	Description: Seminars, Conference Reg., Tuition	\$400.00					
	Column Total:	\$400.00					
1000.1.220.42210.4260.00000.00.000	F&R Admin-Worker's Comp Ir	\$3,558.00	\$3,558.00	\$6,580.00	\$6,580.00	\$3,022.00	84.94
	Column: [FY14CityManagerProposed]	Budget	FTE	Position Desc.			
	Description: Workers Comp allocation of self insurance	\$6,580.00					
	Column Total:	\$6,580.00					
1000.1.220.42210.4291.00000.00.000	F&R Admin - Uniform & Clean	\$310.91	\$500.00	\$500.00	\$500.00	\$0.00	0.00
	Column: [FY14CityManagerProposed]	Budget	FTE	Position Desc.			
	Description: Clothing Allowance	\$500.00					
	Column Total:	\$500.00					
Budg_Cat: Personal Services - 100		\$205,223.94	\$251,458.00	\$262,381.00	\$261,816.00	\$10,358.00	4.12
1000.1.220.42210.4434.00000.00.000	F&R Admin-Maint Chrgs - Vet	\$794.28	\$0.00	\$0.00	\$0.00	\$0.00	0.00
1000.1.220.42210.4435.00000.00.000	F&R Admin-Maint Chrgs - Offi	\$7,678.58	\$9,487.00	\$17,934.00	\$17,934.00	\$8,447.00	89.04
	Column: [FY14CityManagerProposed]	Budget	FTE	Position Desc.			
	Description: Division Share of DoverNet support	\$7,486.00					
	Description: Division Share of PC Replacement	\$3,448.00					
	Description: Replacement of Server	\$5,000.00					
	Description: Tablet maintenance and software	\$2,000.00					
	Column Total:	\$17,934.00					
1000.1.220.42210.4443.00000.00.000	F&R Admin - Rental of Equipr	\$374.15	\$1,260.00	\$1,260.00	\$1,260.00	\$0.00	0.00
	Column: [FY14CityManagerProposed]	Budget	FTE	Position Desc.			
	Description: Copy machine lease	\$1,260.00					
	Column Total:	\$1,260.00					

City of Dover, New Hampshire

General Fund Expenditure Detail Report

Fiscal Year: 2013-2014

Print accounts with zero balance Round to whole dollars Account on new page

From Date: 7/1/2013

To Date: 6/30/2014

Definition: FY14 City Manager Proposed

Account	Description	FY12 Actual	FY13 Adopted Budget	FY14 Department Request	FY14 City Manager Proposed	Dollar Change	Percent Change
1000.1.220.42210.4524.00000.00.000	F&R Admin-Public Liab Insura	\$1,784.85	\$1,785.00	\$1,785.00	\$1,785.00	\$0.00	0.00
	Column: [FY14CityManagerProposed]	Budget	FTE	Position Desc.			
	Description: Cost of LGC Public Liability Insur	\$1,785.00					
	Column Total:	\$1,785.00					
1000.1.220.42210.4531.00000.00.000	Telecommunications	\$29,048.34	\$34,200.00	\$38,500.00	\$34,200.00	\$0.00	0.00
	Column: [FY14CityManagerProposed]	Budget	FTE	Position Desc.			
	Description: Services/equipment for voice, fax, data, wireless	\$38,500.00					
	Description: zCM General Reduction	(\$4,300.00)					
	Column Total:	\$34,200.00					
1000.1.220.42210.4534.00000.00.000	F&R Admin-Postage	\$1,333.49	\$2,100.00	\$2,100.00	\$2,100.00	\$0.00	0.00
	Column: [FY14CityManagerProposed]	Budget	FTE	Position Desc.			
	Description: Correspondence, express and parcel delivery	\$2,100.00					
	Column Total:	\$2,100.00					
1000.1.220.42210.4540.00000.00.000	F&R Admin-Advertising	\$0.00	\$0.00	\$200.00	\$200.00	\$200.00	0.00
	Column: [FY14CityManagerProposed]	Budget	FTE	Position Desc.			
	Description: F&R Admin-Advertising	\$200.00					
	Column Total:	\$200.00					
1000.1.220.42210.4580.00000.00.000	F&R Admin-Travel Expense	\$0.00	\$500.00	\$500.00	\$500.00	\$0.00	0.00
	Column: [FY14CityManagerProposed]	Budget	FTE	Position Desc.			
	Description: F&R Admin-Travel Expense	\$500.00					
	Column Total:	\$500.00					
Budg_Cat: Purchased Services - 300		\$41,013.69	\$49,332.00	\$62,279.00	\$57,979.00	\$8,647.00	17.53

City of Dover, New Hampshire

General Fund Expenditure Detail Report

Fiscal Year: 2013-2014

 Print accounts with zero balance
 Round to whole dollars
 Account on new page

From Date: 7/1/2013

To Date: 6/30/2014

Definition: FY14 City Manager Proposed

Account	Description	FY12 Actual	FY13 Adopted Budget	FY14 Department Request	FY14 City Manager Proposed	Dollar Change	Percent Change
1000.1.220.42210.4611.00000.00.000	F&R Admin-Office Supplies	\$2,822.49	\$3,759.00	\$3,759.00	\$3,759.00	\$0.00	0.00
	Column: [FY14CityManagerProposed]	Budget	FTE	Position Desc.			
	Description: Binders, reports	\$340.00					
	Description: Misc. office supplies	\$1,150.00					
	Description: Paper	\$650.00					
	Description: Print cartridges	\$994.00					
	Description: Stationery, envelopes	\$625.00					
	Column Total:	\$3,759.00					
1000.1.220.42210.4612.00000.00.000	F&R Admin-Operating Supplie	(\$1.03)	\$200.00	\$200.00	\$200.00	\$0.00	0.00
	Column: [FY14CityManagerProposed]	Budget	FTE	Position Desc.			
	Description: Ambulance bill return envelopes	\$200.00					
	Column Total:	\$200.00					
Budg_Cat: Supplies - 600		\$2,821.46	\$3,959.00	\$3,959.00	\$3,959.00	\$0.00	0.00
1000.1.220.42210.4912.00000.00.000	F&R Admin-Transfer To Spec	\$10,387.00	\$0.00	\$0.00	\$0.00	\$0.00	0.00
Budg_Cat: Operating Transfers Out - 910		\$10,387.00	\$0.00	\$0.00	\$0.00	\$0.00	0.00
Func: F&R Admin - 42210		\$259,446.09	\$304,749.00	\$328,619.00	\$323,754.00	\$19,005.00	6.24

FIRE AND RESCUE

Division: Suppression

Function 42220

Mission Statement:

To provide the finest quality response to and mitigation of all fire and emergency incidents with professionalism and efficiency while maintaining effective results.

Major Services/Responsibilities:

- Customer Service
- Search and Rescue
- Firefighting
- Public Service
- Station, Vehicle, Equipment Maintenance
- Completion of Incident Reports
- Preplanning/Response Readiness
- Life Safety
- Fire Prevention Activities
- Emergency Medical Care
- Public Education
- Specialized Incident Responses
- Completion of Required Training
- Hazardous Materials Response

Key Fiscal Year Objectives:

- Enhance response capabilities through building preplanning
- Increase readiness through progressive training incorporating accepted best practices
- Improve technical response through advanced training of personnel
- Reduce ambulance response times
- Ensure Firefighter safety at the highest level possible
- Contribute to the safety and well being of our citizens and their guests
- Provide Immediate & Regional Hazardous Materials Response Teams
- Review, update and computerize preplans of all target hazards

Performance Measures:

Description	FY12 Act	FY13 Est	FY14 Est
Fires, building, auto, brush, etc.	357	360	375
Emergency Medical Responses	2,924	2,625	2,800
Hazardous Conditions	107	410	400
Service Calls	1,867	2,678	2,000
Total Calls	5,255	6,073	5,500

City of Dover, New Hampshire

General Fund Expenditure Detail Report

Fiscal Year: 2013-2014

 Print accounts with zero balance
 Round to whole dollars
 Account on new page

From Date: 7/1/2013

To Date: 6/30/2014

Definition: FY14 City Manager Proposed

Account	Description	FY12 Actual	FY13 Adopted Budget	FY14 Department Request	FY14 City Manager Proposed	Dollar Change	Percent Change
---------	-------------	-------------	---------------------	-------------------------	----------------------------	---------------	----------------

1000.1.220.42220.4110.00000.00.000	F&R Suppression - Regular S	\$154,897.32	\$169,874.00	\$184,112.00	\$184,112.00	\$14,238.00	8.38
------------------------------------	-----------------------------	--------------	--------------	--------------	--------------	-------------	------

Column: [FY14CityManagerProposed]

Budget FTE Position Desc.

Description: Ormand, James \$88,805.00 1.0000 Assistant Chief

Description: Provencher, Jody \$76,974.00 1.0000 Deputy Chief

Description: zFirefighter Incentives \$8,520.00

Description: zHoliday Pay \$9,813.00

Column Total: \$184,112.00

City of Dover, New Hampshire

General Fund Expenditure Detail Report

Fiscal Year: 2013-2014

Print accounts with zero balance Round to whole dollars Account on new page

From Date: 7/1/2013

To Date: 6/30/2014

Definition: FY14 City Manager Proposed

Account	Description	FY12 Actual	FY13 Adopted Budget	FY14 Department Request	FY14 City Manager Proposed	Dollar Change	Percent Change
1000.1.220.42220.4115.00000.00.000	F&R Suppression-Regular Ho	\$2,664,803.42	\$2,969,792.00	\$3,000,825.00	\$3,000,825.00	\$31,033.00	1.04

Column: [FY14CityManagerProposed]

Description:	Budget	FTE	Position Desc.
Description: Ambrose, Joshua R	\$46,617.00	1.0000	Firefighter PAR
Description: Anagnos, James M	\$53,484.00	1.0000	Firefighter INT
Description: Anderson, Jon E	\$49,538.00	1.0000	Firefighter INT
Description: Avellino, Frank A	\$59,458.00	1.0000	Firefighter PAR
Description: Babel, Patrick	\$53,347.00	1.0000	Firefighter INT
Description: Brown, Troy T	\$73,856.00	1.0000	Fire Captain
Description: Camire, David R	\$53,443.00	1.0000	Firefighter INT
Description: Camire, Glen	\$39,986.00	1.0000	Firefighter INT
Description: Carney, Matthew S	\$49,538.00	1.0000	Firefighter INT
Description: Chabot, Craig S	\$67,139.00	1.0000	Fire Lieutenant
Description: Cincotta, Karl P	\$59,458.00	1.0000	Firefighter PAR
Description: Comeau, Craig T	\$56,918.00	1.0000	Firefighter PAR
Description: Croteau, Craig P	\$59,458.00	1.0000	Firefighter PAR
Description: Croteau, Shawn A	\$54,336.00	1.0000	Firefighter PAR
Description: Cunningham, John P	\$74,566.00	1.0000	Fire Captain
Description: Donnelly, Christopher	\$41,946.00	1.0000	Firefighter INT
Description: Downs, Robert	\$45,898.00	1.0000	Firefighter PAR
Description: Driscoll, Brendan C	\$46,957.00	1.0000	Firefighter PAR
Description: Drouin, Michael R	\$66,536.00	1.0000	Fire Lieutenant
Description: Duquette, David	\$47,576.00	0.7500	Fire Mechanic
Description: Ferullo, Michael	\$52,010.00	1.0000	Firefighter INT
Description: Furtney, Matthew	\$41,805.00	1.0000	Firefighter INT
Description: Golding, David	\$53,745.00	1.0000	Firefighter INT
Description: Haas, Paul W	\$73,898.00	1.0000	Fire Captain
Description: Hanna, E. David	\$67,543.00	1.0000	Fire Lieutenant
Description: Hoffman, Joshua R	\$59,059.00	1.0000	Firefighter PAR

City of Dover, New Hampshire

General Fund Expenditure Detail Report

Fiscal Year: 2013-2014

 Print accounts with zero balance Round to whole dollars Account on new page

From Date: 7/1/2013

To Date: 6/30/2014

Definition: FY14 City Manager Proposed

Account	Description	FY12 Actual	FY13 Adopted Budget	FY14 Department Request	FY14 City Manager Proposed	Dollar Change	Percent Change
	Description: Hoyt, Edward J	\$52,590.00	1.0000	Firefighter INT			
	Description: Hudick, Jeffrey	\$49,972.00	1.0000	Firefighter BAS			
	Description: Irwin, Keith D	\$58,687.00	1.0000	Firefighter PAR			
	Description: Jacques, Brian D	\$54,512.00	1.0000	Firefighter PAR			
	Description: Jacques, Christopher J	\$67,569.00	1.0000	Fire Lieutenant			
	Description: Kramlinger, George	\$43,318.00	1.0000	Firefighter INT			
	Description: Lesniak, Steven	\$67,519.00	1.0000	Fire Lieutenant			
	Description: Lindh, David C	\$73,175.00	1.0000	Fire Captain			
	Description: Mason, Elizabeth N	\$50,842.00	1.0000	Firefighter INT			
	Description: McLean, Matthew	\$47,343.00	1.0000	Firefighter PAR			
	Description: McShane, Michael R	\$65,065.00	1.0000	Fire Lieutenant			
	Description: Michaud, Matthew L	\$46,828.00	1.0000	Firefighter PAR			
	Description: Morgan, Jennifer J	\$53,595.00	1.0000	Firefighter PAR			
	Description: Moynihan, Patrick R	\$47,550.00	1.0000	Firefighter PAR			
	Description: Nicholson, Brian	\$57,236.00	1.0000	Firefighter PAR			
	Description: Orringer, Scott L	\$50,323.00	1.0000	Firefighter INT			
	Description: Plante, Marc A	\$67,089.00	1.0000	Fire Lieutenant			
	Description: Provencher, Randy D	\$68,644.00	1.0000	Fire Lieutenant			
	Description: Reynolds, Alexander	\$45,968.00	1.0000	Firefighter PAR			
	Description: Schrempf, Derick W	\$43,463.00	1.0000	Firefighter INT			
	Description: Simmons, Patrick	\$43,539.00	1.0000	Firefighter PAR			
	Description: Spainhower, Dale S	\$50,647.00	1.0000	Firefighter INT			
	Description: Xenos, Nicholas A	\$59,458.00	1.0000	Firefighter PAR			
	Description: zFire Incentives	\$132,279.00	1.0000	Department			
	Description: zHoliday Pay	\$155,499.00	1.0000	Department			
	Column Total:	\$3,000,825.00					

City of Dover, New Hampshire

General Fund Expenditure Detail Report

Fiscal Year: 2013-2014

Print accounts with zero balance Round to whole dollars Account on new page

From Date: 7/1/2013

To Date: 6/30/2014

Definition: FY14 City Manager Proposed

Account	Description	FY12 Actual	FY13 Adopted Budget	FY14 Department Request	FY14 City Manager Proposed	Dollar Change	Percent Change
1000.1.220.42220.4130.00000.00.000	F&R Suppression-Overtime P	\$387,460.02	\$497,149.00	\$667,186.00	\$547,149.00	\$50,000.00	10.06
Column: [FY14CityManagerProposed]		Budget	FTE	Position Desc.			
	Description: ALS Refresher for all medics (per cont.)	\$6,230.00					
	Description: Details, Special Projects	\$6,200.00					
	Description: Engineer Training (contractual)	\$2,300.00					
	Description: Mandatory state fire training	\$4,000.00					
	Description: Off-duty training	\$2,800.00					
	Description: Off-duty training and callouts	\$8,400.00					
	Description: Professional Time (contractual)	\$8,000.00					
	Description: Unscheduled OT, vacations, sick leave	\$629,256.00					
	Description: zCM General Reduction	(\$120,037.00)					
	Column Total:	\$547,149.00					
1000.1.220.42220.4170.00000.00.000	F&R Suppression - Longevity	\$35,733.33	\$39,200.00	\$36,400.00	\$36,400.00	(\$2,800.00)	(7.14)
Column: [FY14CityManagerProposed]		Budget	FTE	Position Desc.			
	Description: 10 @ 10-15 years	\$8,000.00					
	Description: 10 @ 5-9 years	\$4,000.00					
	Description: 11 @ 15-19 years	\$13,200.00					
	Description: 2 @ 25-29 years	\$3,200.00					
	Description: 5 @ 20-24 years	\$8,000.00					
	Column Total:	\$36,400.00					
1000.1.220.42220.4211.00000.00.000	F&R Suppression-Health Insu	\$816,849.12	\$947,789.00	\$965,893.00	\$954,828.00	\$7,039.00	0.74
Column: [FY14CityManagerProposed]		Budget	FTE	Position Desc.			
	Description: Medical Premiums to LGC HealthTrust	\$965,893.00					
	Description: z CM Reduction - Savings Actual Rate vs GMR	(\$11,065.00)					
	Column Total:	\$954,828.00					

City of Dover, New Hampshire

General Fund Expenditure Detail Report

Fiscal Year: 2013-2014

Print accounts with zero balance Round to whole dollars Account on new page

From Date: 7/1/2013

To Date: 6/30/2014

Definition: FY14 City Manager Proposed

Account	Description	FY12 Actual	FY13 Adopted Budget	FY14 Department Request	FY14 City Manager Proposed	Dollar Change	Percent Change
1000.1.220.42220.4212.00000.00.000	F&R Suppression-Dental Insu	\$36,348.49	\$33,218.00	\$33,420.00	\$33,420.00	\$202.00	0.61
	Column: [FY14CityManagerProposed]	Budget	FTE	Position Desc.			
	Description: Dental Premiums to LGC HealthTrust	\$33,420.00					
	Column Total:	\$33,420.00					
1000.1.220.42220.4213.00000.00.000	F&R Suppression-Life Insurar	\$5,265.51	\$6,986.00	\$6,909.00	\$6,909.00	(\$77.00)	(1.10)
	Column: [FY14CityManagerProposed]	Budget	FTE	Position Desc.			
	Description: Life Premiums to LGC HealthTrust	\$6,909.00					
	Column Total:	\$6,909.00					
1000.1.220.42220.4220.00000.00.000	F&R Suppression - FICA	\$1,322.80	\$2,658.00	\$6,075.00	\$6,075.00	\$3,417.00	128.56
	Column: [FY14CityManagerProposed]	Budget	FTE	Position Desc.			
	Description: Cost of FICA - 6.2% of Wages	\$6,075.00					
	Column Total:	\$6,075.00					
1000.1.220.42220.4225.00000.00.000	F&R Suppression-Medicare	\$44,743.84	\$51,142.00	\$52,194.00	\$52,194.00	\$1,052.00	2.06
	Column: [FY14CityManagerProposed]	Budget	FTE	Position Desc.			
	Description: Cost of Medicare - 1.45% of wages	\$52,194.00					
	Column Total:	\$52,194.00					
1000.1.220.42220.4230.00000.00.000	F&R Suppression-Retirement	\$740,647.04	\$872,946.00	\$1,073,342.00	\$1,073,342.00	\$200,396.00	22.96
	Column: [FY14CityManagerProposed]	Budget	FTE	Position Desc.			
	Description: Cost of NH Retirement system payments	\$1,073,342.00					
	Column Total:	\$1,073,342.00					

City of Dover, New Hampshire

General Fund Expenditure Detail Report

Fiscal Year: 2013-2014

Print accounts with zero balance Round to whole dollars Account on new page

From Date: 7/1/2013

To Date: 6/30/2014

Definition: FY14 City Manager Proposed

Account	Description	FY12 Actual	FY13 Adopted Budget	FY14 Department Request	FY14 City Manager Proposed	Dollar Change	Percent Change
1000.1.220.42220.4240.00000.00.000	F&R Suppression-Staff Devel	\$14,862.65	\$19,380.00	\$25,950.00	\$20,950.00	\$1,570.00	8.10
Column: [FY14CityManagerProposed]		Budget	FTE	Position Desc.			
	Description: ACLS Instructor - PALS	\$700.00					
	Description: Contractual college courses	\$5,200.00					
	Description: EMT -I Transition program	\$6,350.00					
	Description: Fire Investagation Team education. Anselms Arson S	\$1,000.00					
	Description: Mandatory Testing fees for EMS	\$1,000.00					
	Description: Misc. training supplies	\$900.00					
	Description: NH Safety Council	\$100.00					
	Description: Outside Instructors pay	\$900.00					
	Description: Paramedic school (50%tuition)	\$6,500.00					
	Description: RTP Manuals	\$300.00					
	Description: State Certification fees	\$2,500.00					
	Description: Weekend courses and special courses	\$500.00					
	Description: zCM General Reduction	(\$5,000.00)					
	Column Total:	\$20,950.00					
1000.1.220.42220.4260.00000.00.000	F&R Suppression-Worker's Cr	\$109,275.96	\$109,276.00	\$175,943.00	\$175,943.00	\$66,667.00	61.01
Column: [FY14CityManagerProposed]		Budget	FTE	Position Desc.			
	Description: Workers Comp allocation of self insurance	\$175,943.00					
	Column Total:	\$175,943.00					
1000.1.220.42220.4290.00000.00.000	F&R Suppression-FSA Fees	\$924.00	\$924.00	\$1,425.00	\$1,425.00	\$501.00	54.22
Column: [FY14CityManagerProposed]		Budget	FTE	Position Desc.			
	Description: Admin fees - Flexible Spending Accts	\$1,425.00					
	Column Total:	\$1,425.00					

City of Dover, New Hampshire

General Fund Expenditure Detail Report

Fiscal Year: 2013-2014

 Print accounts with zero balance
 Round to whole dollars
 Account on new page

From Date: 7/1/2013

To Date: 6/30/2014

Definition: FY14 City Manager Proposed

Account	Description	FY12 Actual	FY13 Adopted Budget	FY14 Department Request	FY14 City Manager Proposed	Dollar Change	Percent Change
1000.1.220.42220.4291.00000.00.000	F&R Suppression-Uniform & C	\$768.89	\$7,788.00	\$7,788.00	\$7,788.00	\$0.00	0.00
	Column: [FY14CityManagerProposed]	Budget	FTE	Position Desc.			
	Description: Fire Officers 15 EA \$87.50	\$1,313.00					
	Description: Firefighters 36 EA \$175	\$6,475.00					
	Column Total:	\$7,788.00					
Budg_Cat: Personal Services - 100		\$5,013,902.39	\$5,728,122.00	\$6,237,462.00	\$6,101,360.00	\$373,238.00	6.52
1000.1.220.42220.4336.00000.00.000	F&R Suppression-Medical Ser	\$699.00	\$2,000.00	\$1,400.00	\$1,400.00	(\$600.00)	(30.00)
	Column: [FY14CityManagerProposed]	Budget	FTE	Position Desc.			
	Description: Pre-employment exams {2 }	\$1,400.00					
	Column Total:	\$1,400.00					
1000.1.220.42220.4423.00000.00.000	F&R Suppression-Cleaning S	\$580.66	\$2,099.00	\$2,099.00	\$2,099.00	\$0.00	0.00
	Column: [FY14CityManagerProposed]	Budget	FTE	Position Desc.			
	Description: Cleaning of lMedical iequipments and supplies, air	\$999.00					
	Notes: Mast appliances, carpeting						
	Description: Uniform cleaning	\$1,100.00					
	Column Total:	\$2,099.00					

City of Dover, New Hampshire

General Fund Expenditure Detail Report

Fiscal Year: 2013-2014

Print accounts with zero balance Round to whole dollars Account on new page

From Date: 7/1/2013

To Date: 6/30/2014

Definition: FY14 City Manager Proposed

Account	Description	FY12 Actual	FY13 Adopted Budget	FY14 Department Request	FY14 City Manager Proposed	Dollar Change	Percent Change
1000.1.220.42220.4433.00000.00.000	F&R Suppression-Maint Chrgs	\$14,613.45	\$13,240.00	\$25,316.00	\$17,500.00	\$4,260.00	32.18
Column: [FY14CityManagerProposed]		Budget	FTE	Position Desc.			
	Description: Air Monitoring Equipment repairs	\$4,000.00					
	Description: EMS equipment preventative maint.	\$3,016.00					
	Description: Extinguishers	\$800.00					
	Description: Hose replacement	\$5,000.00					
	Description: Maint. of airpacks/flow checks	\$7,500.00					
	Description: Radio Batteries and Chargers	\$2,500.00					
	Description: Small equipment & Power tools	\$2,500.00					
	Description: zCM General Reduction	(\$7,816.00)					
	Column Total:	\$17,500.00					
1000.1.220.42220.4434.00000.00.000	F&R Suppression-Maint Chrgs	\$55,718.83	\$56,050.00	\$56,050.00	\$56,050.00	\$0.00	0.00
Column: [FY14CityManagerProposed]		Budget	FTE	Position Desc.			
	Description: Annual certification & testing:	\$4,600.00					
	Notes: 2 aerial ladders & 4 pumpers						
	Description: Maint. Station Generators	\$3,250.00					
	Description: Major repairs--pump overhaul, brakes	\$18,700.00					
	Notes: transmissions, clutch (parts)						
	Description: Mobile radio repair	\$2,200.00					
	Description: Regular maintenance:	\$14,500.00					
	Notes: 1 Truck, 3 Ambulances						
	Description: Tubes, tires, chains, batteries	\$12,800.00					
	Column Total:	\$56,050.00					

City of Dover, New Hampshire

General Fund Expenditure Detail Report

Fiscal Year: 2013-2014

Print accounts with zero balance Round to whole dollars Account on new page

From Date: 7/1/2013

To Date: 6/30/2014

Definition: FY14 City Manager Proposed

Account	Description	FY12 Actual	FY13 Adopted Budget	FY14 Department Request	FY14 City Manager Proposed	Dollar Change	Percent Change
1000.1.220.42220.4521.00000.00.000	F&R Suppression-Property Ins	\$154.80	\$163.00	\$353.00	\$353.00	\$190.00	116.56
	Column: [FY14CityManagerProposed]	Budget	FTE	Position Desc.			
	Description: Cost of LGC Property Insur	\$353.00					
	Column Total:	\$353.00					
1000.1.220.42220.4522.00000.00.000	F&R Suppression-Vehicle & E	\$10,037.00	\$9,589.00	\$9,140.00	\$9,140.00	(\$449.00)	(4.68)
	Column: [FY14CityManagerProposed]	Budget	FTE	Position Desc.			
	Description: Cost of LGC Vehicle Insur	\$9,140.00					
	Column Total:	\$9,140.00					
1000.1.220.42220.4524.00000.00.000	F&R Suppression-Public Liab	\$29,512.14	\$29,512.00	\$29,465.00	\$29,465.00	(\$47.00)	(0.16)
	Column: [FY14CityManagerProposed]	Budget	FTE	Position Desc.			
	Description: Cost of LGC Public Liability Insur	\$29,465.00					
	Column Total:	\$29,465.00					
1000.1.220.42220.4550.00000.00.000	F&R Suppression - Printing &	\$870.64	\$1,000.00	\$1,000.00	\$1,000.00	\$0.00	0.00
	Column: [FY14CityManagerProposed]	Budget	FTE	Position Desc.			
	Description: Public Education publications	\$1,000.00					
	Column Total:	\$1,000.00					
1000.1.220.42220.4580.00000.00.000	F&R Suppression-Travel Expe	\$80.12	\$1,000.00	\$1,000.00	\$1,000.00	\$0.00	0.00
	Column: [FY14CityManagerProposed]	Budget	FTE	Position Desc.			
	Description: EMS/Paramedic School Mileage	\$1,000.00					
	Column Total:	\$1,000.00					
Budg_Cat: Purchased Services - 300		\$112,266.64	\$114,653.00	\$125,823.00	\$118,007.00	\$3,354.00	2.93

City of Dover, New Hampshire

General Fund Expenditure Detail Report

Fiscal Year: 2013-2014

Print accounts with zero balance Round to whole dollars Account on new page

From Date: 7/1/2013

To Date: 6/30/2014

Definition: FY14 City Manager Proposed

Account	Description	FY12 Actual	FY13 Adopted Budget	FY14 Department Request	FY14 City Manager Proposed	Dollar Change	Percent Change
1000.1.220.42220.4612.00000.00.000	F&R Suppression-Operating	\$5,330.69	\$4,350.00	\$4,350.00	\$4,350.00	\$0.00	0.00
Column: [FY14CityManagerProposed]		Budget	FTE	Position Desc.			
	Description: Foam (90 gals)	\$2,000.00					
	Description: Junior Fire Hats	\$800.00					
	Description: Misc. Public Education Supplies	\$1,200.00					
	Description: Photography supplies	\$350.00					
	Column Total:	\$4,350.00					
1000.1.220.42220.4615.00000.00.000	F&R Suppression-Clothing & Equipment	\$29,706.70	\$29,020.00	\$29,020.00	\$29,020.00	\$0.00	0.00
Column: [FY14CityManagerProposed]		Budget	FTE	Position Desc.			
	Description: Boots	\$2,400.00					
	Description: Class "A" Uniforms	\$800.00					
	Description: Eye Shields & safety glasses	\$600.00					
	Description: Forestry Gear replacement	\$720.00					
	Description: Gloves, mittens and hoods	\$1,300.00					
	Description: Honor Guard supplies/equipment	\$200.00					
	Description: Jackets replcement	\$800.00					
	Description: Job Shirt replacement	\$1,500.00					
	Description: PT Gear	\$1,400.00					
	Description: Repair bunker gear	\$2,500.00					
	Description: Uniform replacement	\$16,800.00					
	Column Total:	\$29,020.00					
1000.1.220.42220.4626.00000.00.000	F&R Suppression-Vehicle Fuel	\$55,620.05	\$45,823.00	\$45,806.00	\$45,806.00	(\$17.00)	(0.04)
Column: [FY14CityManagerProposed]		Budget	FTE	Position Desc.			
	Description: Vehicle Fuels 3,000 Gasoline	\$10,380.00					
	Description: Vehicle Fuels 9,177.63 gallons	\$35,426.00					
	Column Total:	\$45,806.00					

City of Dover, New Hampshire

General Fund Expenditure Detail Report

Fiscal Year: 2013-2014

Print accounts with zero balance Round to whole dollars Account on new page

From Date: 7/1/2013

To Date: 6/30/2014

Definition: FY14 City Manager Proposed

Account	Description	FY12 Actual	FY13 Adopted Budget	FY14 Department Request	FY14 City Manager Proposed	Dollar Change	Percent Change
1000.1.220.42220.4631.00000.00.000	F&R Suppression - Food	\$1,611.19	\$1,200.00	\$1,200.00	\$1,200.00	\$0.00	0.00
	Column: [FY14CityManagerProposed]	Budget	FTE	Position Desc.			
	Description: Fire ground Rehab and Events	\$1,200.00					
	Column Total:	\$1,200.00					
1000.1.220.42220.4635.00000.00.000	F&R Suppression-Medicinal S	\$20,434.22	\$24,064.00	\$24,064.00	\$24,064.00	\$0.00	0.00
	Column: [FY14CityManagerProposed]	Budget	FTE	Position Desc.			
	Description: Medical suppys for stocking ambulances and Fire tr	\$16,840.00					
	Description: Nitrous Oxide	\$1,324.00					
	Description: Oxygen	\$5,900.00					
	Column Total:	\$24,064.00					
1000.1.220.42220.4640.00000.00.000	F&R Suppression-Books & Pu	\$276.95	\$2,975.00	\$2,975.00	\$2,975.00	\$0.00	0.00
	Column: [FY14CityManagerProposed]	Budget	FTE	Position Desc.			
	Description: Codes, replacement training manuals	\$2,975.00					
	Notes: New books and publications						
	Column Total:	\$2,975.00					
1000.1.220.42220.4654.00000.00.000	F&R Suppression - Maint Sup	\$1,134.80	\$1,828.00	\$1,828.00	\$1,828.00	\$0.00	0.00
	Column: [FY14CityManagerProposed]	Budget	FTE	Position Desc.			
	Description: Cleaners, soap, waxes, rags	\$1,828.00					
	Column Total:	\$1,828.00					
1000.1.220.42220.4681.00000.00.000	F&R Suppression - Minor Equ	\$15,550.90	\$16,600.00	\$16,600.00	\$16,600.00	\$0.00	0.00
	Column: [FY14CityManagerProposed]	Budget	FTE	Position Desc.			
	Description: Fire Prevention Trailer	\$300.00					
	Description: Power equipment replacement & parts	\$8,400.00					
	Description: Small tool replacement & parts	\$7,900.00					
	Column Total:	\$16,600.00					
Budg_Cat: Supplies - 600		\$129,665.50	\$125,860.00	\$125,843.00	\$125,843.00	(\$17.00)	(0.01)

Printed: 04/03/2013 7:50:57 PM

Report:

3.1.24

Page:

106

City of Dover, New Hampshire

General Fund Expenditure Detail Report

Fiscal Year: 2013-2014

Print accounts with zero balance Round to whole dollars Account on new page

From Date: 7/1/2013

To Date: 6/30/2014

Definition: FY14 City Manager Proposed

Account	Description	FY12 Actual	FY13 Adopted Budget	FY14 Department Request	FY14 City Manager Proposed	Dollar Change	Percent Change
1000.1.220.42220.4741.00000.00.000	F&R Suppression-Machinery	\$501.45	\$7,500.00	\$7,500.00	\$7,500.00	\$0.00	0.00
	Column: [FY14CityManagerProposed]	Budget	FTE	Position Desc.			
	Description: Portable generators and pumps	\$7,500.00					
	Column Total:	\$7,500.00					
1000.1.220.42220.4741.00000.99.000	Machinery & Equipment - Fire	\$2,023.00	\$0.00	\$0.00	\$0.00	\$0.00	0.00
Budg_Cat: Capital Outlay - 700		\$2,524.45	\$7,500.00	\$7,500.00	\$7,500.00	\$0.00	0.00
1000.1.220.42220.4810.00000.00.000	F&R Suppression-Membership	\$10,996.90	\$11,430.00	\$11,430.00	\$11,430.00	\$0.00	0.00
	Column: [FY14CityManagerProposed]	Budget	FTE	Position Desc.			
	Description: Community Mutual Aid cascade dues	\$1,000.00					
	Description: EAP	\$1,800.00					
	Description: NHAA, ISFSI, IEU, NEFMA, NEFCA	\$930.00					
	Description: S.T.A.R.T Hazmat membership	\$7,700.00					
	Column Total:	\$11,430.00					
Budg_Cat: Other Expenses - 800		\$10,996.90	\$11,430.00	\$11,430.00	\$11,430.00	\$0.00	0.00
1000.1.220.42220.4912.00000.00.000	Fire & Rescue-Suppression	\$349,382.04	\$0.00	\$0.00	\$0.00	\$0.00	0.00
Budg_Cat: Operating Transfers Out - 910		\$349,382.04	\$0.00	\$0.00	\$0.00	\$0.00	0.00
Func: F&R Suppression - 42220		\$5,618,737.92	\$5,987,565.00	\$6,508,058.00	\$6,364,140.00	\$376,575.00	6.29

This page intentionally left blank.

FIRE AND RESCUE

Division: Building Inspection Services

Function: 42250

Mission Statement:

Administer the City's Codes, Ordinances, and Regulations in a fair, efficient, and professional manner to ensure the quality of the building stock and to preserve the tax base of Dover, while providing assistance in a timely manner to the applicants seeking approvals and permits. Additionally, to enhance the quality of our community through the enforcement of life safety fire codes and the delivery of progressive fire safety education to its members

Major Services/Responsibilities:

- Provide customer service beyond expectations
- Serve as the single point of contact for applicants for construction and life safety permits
- Assist contractors and citizens with the permit process
- Coordinate interdepartmental comments during the permit process
- Building, electrical, plumbing, mechanical and fire and life safety plan review and permit issuance
- On-site inspections of construction in progress and conduct fire & life safety inspections of businesses, schools and places of assembly
- Administer and interpret Building Codes, Health Regulations and Fire and Life Safety Codes
- Initiate and enforce state and local ordinance for compliance
- Provide technical assistance for all areas of responsibility
- Ensure NFPA Code compliance
- Investigate consumer complaints
- Assist police and state Fire Marshal's office regarding fire and criminal activities

Key Fiscal Year Objectives:

- Improve efficiencies within the department to continue to decrease length of time for permit approval process
- Maintain the user-friendly permit process
- Continue professional development of staff
- Increase data and inspection efficiency

Performance Measures:

Description	FY12 Act	FY13 Est	FY14 Est
Building Permits	381	400	400
Electrical Permits	480	500	500
Plumbing/Mechanical Permits	633	700	750
Health Licenses/Permits	357	358	350
Building Inspections	934	900	900
Electrical Inspections	1,143	1,100	1,100
Plumbing/Mechanical Inspections	1,223	1,200	1,200
Health Inspections	703	600	600
Fire & Life Safety Inspections	502	600	600

City of Dover, New Hampshire

General Fund Expenditure Detail Report

Fiscal Year: 2013-2014

 Print accounts with zero balance
 Round to whole dollars
 Account on new page

From Date: 7/1/2013

To Date: 6/30/2014

Definition: FY14 City Manager Proposed

Account	Description	FY12 Actual	FY13 Adopted Budget	FY14 Department Request	FY14 City Manager Proposed	Dollar Change	Percent Change
1000.1.220.42250.4110.00000.00.000	Inspection-Regular Salaried E	\$81,917.04	\$83,162.00	\$83,162.00	\$83,162.00	\$0.00	0.00
	Column: [FY14CityManagerProposed]	Budget	FTE	Position Desc.			
	Description: Clark, Thomas L	\$83,162.00	1.0000	Building Offici			
	Column Total:	\$83,162.00					
1000.1.220.42250.4115.00000.00.000	Inspection-Regular Hourly Em	\$203,414.93	\$214,073.00	\$235,691.00	\$218,918.00	\$4,845.00	2.26
	Column: [FY14CityManagerProposed]	Budget	FTE	Position Desc.			
	Description: Donovan, Jaimie S	\$31,290.00	0.6250	Fire Health Ins			
	Description: Dube, Michelle	\$35,512.00	1.0000	Secretary			
	Description: Jalbert, Rebecca F	\$45,462.00	0.8750	Fire Life Safet			
	Description: Maxfield, James H	\$62,378.00	1.0000	Electrical Insp			
	Description: Miles, Dean	\$44,276.00	0.7250	Plumbing/Mech I			
	Description: x Increase Plumbing Inspector to Full Time	\$16,773.00	0.2750	Plumbing Inspec			
	Description: z CM Remove Increase for Plumbing Inspector FT	(\$16,773.00)	-0.2750				
	Column Total:	\$218,918.00					
1000.1.220.42250.4130.00000.00.000	Inspection-Overtime Pay	\$438.33	\$0.00	\$0.00	\$0.00	\$0.00	0.00
1000.1.220.42250.4170.00000.00.000	Inspection-Longevity Pay	\$3,490.00	\$3,600.00	\$4,000.00	\$4,000.00	\$400.00	11.11
	Column: [FY14CityManagerProposed]	Budget	FTE	Position Desc.			
	Description: 1 @ 15-19 years	\$1,200.00					
	Description: 1 @ 25-29 years	\$1,600.00					
	Description: 3 @ 5-9 years	\$1,200.00					
	Column Total:	\$4,000.00					

City of Dover, New Hampshire

General Fund Expenditure Detail Report

Fiscal Year: 2013-2014

Print accounts with zero balance Round to whole dollars Account on new page

From Date: 7/1/2013

To Date: 6/30/2014

Definition: FY14 City Manager Proposed

Account	Description	FY12 Actual	FY13 Adopted Budget	FY14 Department Request	FY14 City Manager Proposed	Dollar Change	Percent Change
1000.1.220.42250.4211.00000.00.000	Inspection-Health Insurance	\$64,845.52	\$69,720.00	\$98,642.00	\$73,135.00	\$3,415.00	4.90
	Column: [FY14CityManagerProposed]	Budget	FTE	Position Desc.			
	Description: Medical Premiums to LGC HealthTrust	\$73,982.00					
	Description: x Increase Plumbing Inspector to Full Time	\$24,660.00					
	Description: z CM Reduction - Savings Actual Rate vs GMR	(\$847.00)					
	Description: z CM Remove Increase Plumbing Inspector FT	(\$24,660.00)					
	Column Total:	\$73,135.00					
1000.1.220.42250.4212.00000.00.000	Inspection-Dental Insurance	\$2,748.60	\$2,185.00	\$2,949.00	\$2,212.00	\$27.00	1.24
	Column: [FY14CityManagerProposed]	Budget	FTE	Position Desc.			
	Description: Dental Premiums to LGC HealthTrust	\$2,212.00					
	Description: Increase Plumbing Inspector to Full Time	\$737.00					
	Description: z CM Remove Increase Plumbing Inspector FT	(\$737.00)					
	Column Total:	\$2,212.00					
1000.1.220.42250.4213.00000.00.000	Inspection-Life Insurance	\$463.68	\$527.00	\$544.00	\$544.00	\$17.00	3.23
	Column: [FY14CityManagerProposed]	Budget	FTE	Position Desc.			
	Description: Life Premiums to LGC HealthTrust	\$544.00					
	Column Total:	\$544.00					
1000.1.220.42250.4220.00000.00.000	Inspection-FICA	\$18,887.98	\$17,682.00	\$19,026.00	\$17,986.00	\$304.00	1.72
	Column: [FY14CityManagerProposed]	Budget	FTE	Position Desc.			
	Description: Cost of FICA - 6.2% of Wages	\$17,986.00					
	Description: Increase Plumbing Inspector to Full Time	\$1,040.00					
	Description: z CM Remove Increase Plumbing Inspector FT	(\$1,040.00)					
	Column Total:	\$17,986.00					

City of Dover, New Hampshire

General Fund Expenditure Detail Report

Fiscal Year: 2013-2014

Print accounts with zero balance Round to whole dollars Account on new page

From Date: 7/1/2013

To Date: 6/30/2014

Definition: FY14 City Manager Proposed

Account	Description	FY12 Actual	FY13 Adopted Budget	FY14 Department Request	FY14 City Manager Proposed	Dollar Change	Percent Change
1000.1.220.42250.4225.00000.00.000	Inspection-Medicare	\$4,388.16	\$4,136.00	\$4,449.00	\$4,206.00	\$70.00	1.69
Column: [FY14CityManagerProposed]		Budget	FTE	Position Desc.			
	Description: Cost of Medicare - 1.45% of wages	\$4,206.00					
	Description: Increase Plumbing Inspector to Full Time	\$243.00					
	Description: z CM Remove Increase Plumbing Inspector FT	(\$243.00)					
	Column Total:	\$4,206.00					
1000.1.220.42250.4230.00000.00.000	Inspection-Retirement	\$19,400.04	\$16,378.00	\$31,358.00	\$24,783.00	\$8,405.00	51.32
Column: [FY14CityManagerProposed]		Budget	FTE	Position Desc.			
	Description: Cost of NH Retirement System payments	\$24,783.00					
	Description: Increase Plumbing Inspector to Full Time	\$6,575.00					
	Description: z CM Remove Increase Plumbing Inspector FT	(\$6,575.00)					
	Column Total:	\$24,783.00					
1000.1.220.42250.4240.00000.00.000	Inspection-Staff Development	\$973.95	\$4,010.00	\$4,010.00	\$4,010.00	\$0.00	0.00
Column: [FY14CityManagerProposed]		Budget	FTE	Position Desc.			
	Description: Certified Fire Inspection	\$1,000.00					
	Description: Electrical Code Update	\$150.00					
	Description: Misc. Code Classes	\$800.00					
	Description: N.E. Food & Drug Officers Association	\$20.00					
	Description: N.H. Building Official	\$25.00					
	Description: N.H. Health Officer Association Mtg	\$15.00					
	Description: NFPA Code Classes	\$1,200.00					
	Description: Seminars and Workshops for staff	\$800.00					
	Notes: University of MA conferences, law lectures, technical courses and seminars, secretarial workshops and seminars, health officer seminars						
	Column Total:	\$4,010.00					

City of Dover, New Hampshire

General Fund Expenditure Detail Report

Fiscal Year: 2013-2014

Print accounts with zero balance Round to whole dollars Account on new page

From Date: 7/1/2013

To Date: 6/30/2014

Definition: FY14 City Manager Proposed

Account	Description	FY12 Actual	FY13 Adopted Budget	FY14 Department Request	FY14 City Manager Proposed	Dollar Change	Percent Change
1000.1.220.42250.4260.00000.00.000	Inspection-Workers Comp Ins	\$2,772.96	\$2,773.00	\$8,672.00	\$8,672.00	\$5,899.00	212.73
	Column: [FY14CityManagerProposed]	Budget	FTE	Position Desc.			
	Description: Workers Comp allocation of self insurance	\$8,672.00					
	Column Total:	\$8,672.00					
1000.1.220.42250.4290.00000.00.000	Inspection-FSA Fees	\$54.00	\$66.00	\$75.00	\$75.00	\$9.00	13.64
	Column: [FY14CityManagerProposed]	Budget	FTE	Position Desc.			
	Description: FSA Fees	\$75.00					
	Column Total:	\$75.00					
Budg_Cat: Personal Services - 100		\$403,795.19	\$418,312.00	\$492,578.00	\$441,703.00	\$23,391.00	5.59
1000.1.220.42250.4341.00000.00.000	Inspection-Technical Services	\$0.00	\$100.00	\$100.00	\$100.00	\$0.00	0.00
	Column: [FY14CityManagerProposed]	Budget	FTE	Position Desc.			
	Description: State Lab Lead & Asbestos Testing	\$100.00					
	Column Total:	\$100.00					
1000.1.220.42250.4435.00000.00.000	Inspection-Maint Chrgs - Offic	\$2,259.88	\$2,364.00	\$3,463.00	\$3,463.00	\$1,099.00	46.49
	Column: [FY14CityManagerProposed]	Budget	FTE	Position Desc.			
	Description: Division Share of DoverNet Support	\$2,364.00					
	Description: Division Share of PC Replacement	\$1,099.00					
	Column Total:	\$3,463.00					
1000.1.220.42250.4522.00000.00.000	Inspection-Vehicle & Equip Ins	\$2,243.00	\$2,692.00	\$2,243.00	\$2,243.00	(\$449.00)	(16.68)
	Column: [FY14CityManagerProposed]	Budget	FTE	Position Desc.			
	Description: Cost of LGC Vehicle Insurance	\$2,243.00					
	Column Total:	\$2,243.00					

City of Dover, New Hampshire

General Fund Expenditure Detail Report

Fiscal Year: 2013-2014

 Print accounts with zero balance
 Round to whole dollars
 Account on new page

From Date: 7/1/2013

To Date: 6/30/2014

Definition: FY14 City Manager Proposed

Account	Description	FY12 Actual	FY13 Adopted Budget	FY14 Department Request	FY14 City Manager Proposed	Dollar Change	Percent Change
1000.1.220.42250.4524.00000.00.000	Inspection-Public Liab Insuranc	\$2,337.13	\$2,337.00	\$2,337.00	\$2,337.00	\$0.00	0.00
	Column: [FY14CityManagerProposed]	Budget	FTE	Position Desc.			
	Description: Cost of LGC Public Liability Insurance	\$2,337.00					
	Column Total:	\$2,337.00					
1000.1.220.42250.4531.00000.00.000	Telecommunications	\$4,636.00	\$4,980.00	\$4,980.00	\$4,980.00	\$0.00	0.00
	Column: [FY14CityManagerProposed]	Budget	FTE	Position Desc.			
	Description: Services/equipment for voice, fax, data, wireless	\$4,980.00					
	Column Total:	\$4,980.00					
1000.1.220.42250.4534.00000.00.000	Inspection-Postage	\$529.67	\$1,600.00	\$1,600.00	\$1,600.00	\$0.00	0.00
	Column: [FY14CityManagerProposed]	Budget	FTE	Position Desc.			
	Description: Correspondence, express and parcel delivery	\$1,600.00					
	Column Total:	\$1,600.00					
1000.1.220.42250.4550.00000.00.000	Inspection-Printing & Binding	\$408.70	\$1,000.00	\$1,000.00	\$1,000.00	\$0.00	0.00
	Column: [FY14CityManagerProposed]	Budget	FTE	Position Desc.			
	Description: Building Dept Envelopes	\$100.00					
	Description: Building Dept Stationery	\$150.00					
	Description: Building Permit Applications	\$140.00					
	Description: Building Permit Cards	\$120.00					
	Description: Business Cards for Inspectors	\$100.00					
	Description: Electrical Permit Applications	\$140.00					
	Description: Health Department Inspection Reports	\$110.00					
	Description: Plumbing Permit Applications	\$140.00					
	Column Total:	\$1,000.00					

City of Dover, New Hampshire

General Fund Expenditure Detail Report

Fiscal Year: 2013-2014

Print accounts with zero balance Round to whole dollars Account on new page

From Date: 7/1/2013

To Date: 6/30/2014

Definition: FY14 City Manager Proposed

Account	Description	FY12 Actual	FY13 Adopted Budget	FY14 Department Request	FY14 City Manager Proposed	Dollar Change	Percent Change
1000.1.220.42250.4580.00000.00.000	Inspection-Travel Expense	\$0.00	\$200.00	\$200.00	\$200.00	\$0.00	0.00
	Column: [FY14CityManagerProposed]	Budget	FTE	Position Desc.			
	Description: Travel expenses for seminars, conferences, mileage	\$200.00					
	Column Total:	\$200.00					
Budg_Cat: Purchased Services - 300		\$12,414.38	\$15,273.00	\$15,923.00	\$15,923.00	\$650.00	4.26
1000.1.220.42250.4611.00000.00.000	Inspection-Office Supplies	\$2,181.21	\$2,200.00	\$2,200.00	\$2,200.00	\$0.00	0.00
	Column: [FY14CityManagerProposed]	Budget	FTE	Position Desc.			
	Description: Office, computer and misc. supplies	\$2,200.00					
	Column Total:	\$2,200.00					
1000.1.220.42250.4612.00000.00.000	Inspection-Operating Supplies	\$565.30	\$395.00	\$395.00	\$395.00	\$0.00	0.00
	Column: [FY14CityManagerProposed]	Budget	FTE	Position Desc.			
	Description: Fire & Life Safety printing	\$300.00					
	Description: Toner for printer	\$95.00					
	Column Total:	\$395.00					
1000.1.220.42250.4615.00000.00.000	Clothing & Uniforms	\$24.00	\$3,300.00	\$3,300.00	\$3,300.00	\$0.00	0.00
	Column: [FY14CityManagerProposed]	Budget	FTE	Position Desc.			
	Description: Uniforms/ jackets/outerware	\$3,300.00					
	Column Total:	\$3,300.00					
1000.1.220.42250.4626.00000.00.000	Inspection-Vehicle Fuels	\$3,489.36	\$2,800.00	\$4,000.00	\$4,000.00	\$1,200.00	42.86
	Column: [FY14CityManagerProposed]	Budget	FTE	Position Desc.			
	Description: 5 Vehicles Fuel 1,156.43 gallons gasoline	\$4,000.00					
	Column Total:	\$4,000.00					

City of Dover, New Hampshire

General Fund Expenditure Detail Report

Fiscal Year: 2013-2014

Print accounts with zero balance Round to whole dollars Account on new page

From Date: 7/1/2013

To Date: 6/30/2014

Definition: FY14 City Manager Proposed

Account	Description	FY12 Actual	FY13 Adopted Budget	FY14 Department Request	FY14 City Manager Proposed	Dollar Change	Percent Change
1000.1.220.42250.4640.00000.00.000	Inspection-Publications	\$54.40	\$873.00	\$873.00	\$873.00	\$0.00	0.00
	Column: [FY14CityManagerProposed]	Budget	FTE	Position Desc.			
	Description: ICC 3 ea @ 86	\$258.00					
	Description: ICC 3 EA 62	\$186.00					
	Description: IRC 3 EA 43	\$129.00					
	Description: Misc. (Elect. Plumb. & Mech.)	\$150.00					
	Description: NEC 1 EA	\$150.00					
	Column Total:	\$873.00					
1000.1.220.42250.4654.00000.00.000	Inspection-Maint Supplies - Vehicle	\$920.93	\$1,500.00	\$1,500.00	\$1,500.00	\$0.00	0.00
	Column: [FY14CityManagerProposed]	Budget	FTE	Position Desc.			
	Description: Tires, parts, lubricants & repair 4 veh.	\$1,500.00					
	Column Total:	\$1,500.00					
1000.1.220.42250.4661.00000.00.000	Inspection-Fleet Maint Charge	\$6,783.96	\$7,190.00	\$7,594.00	\$7,594.00	\$404.00	5.62
	Column: [FY14CityManagerProposed]	Budget	FTE	Position Desc.			
	Description: Div share of vehicle maint. charges	\$7,594.00					
	Column Total:	\$7,594.00					
Budg_Cat: Supplies - 600		\$14,019.16	\$18,258.00	\$19,862.00	\$19,862.00	\$1,604.00	8.79
1000.1.220.42250.4745.00000.99.000	Inspection Services - Computer	\$2,141.86	\$0.00	\$0.00	\$0.00	\$0.00	0.00
Budg_Cat: Capital Outlay - 700		\$2,141.86	\$0.00	\$0.00	\$0.00	\$0.00	0.00

City of Dover, New Hampshire

General Fund Expenditure Detail Report

Fiscal Year: 2013-2014

Print accounts with zero balance Round to whole dollars Account on new page

From Date: 7/1/2013

To Date: 6/30/2014

Definition: FY14 City Manager Proposed

Account	Description	FY12 Actual	FY13 Adopted Budget	FY14 Department Request	FY14 City Manager Proposed	Dollar Change	Percent Change
1000.1.220.42250.4810.00000.00.000	Inspection-Membership Dues	\$846.00	\$952.00	\$952.00	\$952.00	\$0.00	0.00
Column: [FY14CityManagerProposed]		Budget	FTE	Position Desc.			
	Description: BOCA Cert. Renewal	\$80.00					
	Description: Electrical License	\$210.00					
	Description: IAEI (Electrical)	\$90.00					
	Description: ICC (2)	\$200.00					
	Description: NH Fire Prevention	\$12.00					
	Description: NH Health Officers Association	\$10.00					
	Description: NHBOA	\$100.00					
	Description: NHSCOA	\$25.00					
	Description: Plumbing License	\$225.00					
	Column Total:	\$952.00					
Budg_Cat:	Other Expenses - 800	\$846.00	\$952.00	\$952.00	\$952.00	\$0.00	0.00
Func:	Inspection Services - 42250	\$433,216.59	\$452,795.00	\$529,315.00	\$478,440.00	\$25,645.00	5.66

This page intentionally left blank.

FIRE AND RESCUE

Division: Buildings

Function 42280

Mission Statement:

To provide and maintain safe and cost effective buildings and facilities for the citizens and department employees.

Major Services/Responsibilities:

- Maintain fire department facilities
- Repair buildings as needed.
- Perform cosmetic duties needed to ensure a high quality appearance of fire department facilities.
- Perform all custodial duties with current fire department staff.
- Ensure longevity of all fire department facilities.

Key Fiscal Year Objectives:

- Continue to maintain buildings in a cost effective manner
- Improve appearance and efficiency of department facilities

Performance Measures:

Description	FY12 Act	FY13 Act	FY14 Act
Buildings Maintained	3	3	3

City of Dover, New Hampshire

General Fund Expenditure Detail Report

Fiscal Year: 2013-2014

Print accounts with zero balance Round to whole dollars Account on new page

From Date: 7/1/2013

To Date: 6/30/2014

Definition: FY14 City Manager Proposed

Account	Description	FY12 Actual	FY13 Adopted Budget	FY14 Department Request	FY14 City Manager Proposed	Dollar Change	Percent Change
1000.1.220.42280.4411.00000.00.000	F&R Buildings - Water & Sewer	\$4,949.54	\$4,560.00	\$4,560.00	\$4,560.00	\$0.00	0.00
	Column: [FY14CityManagerProposed]	Budget	FTE	Position Desc.			
	Description: Energy Savings Estimate FY14	(\$318.00)					
	Description: Water/Sewer usage 574 hcf	\$4,878.00					
	Column Total:	\$4,560.00					
1000.1.220.42280.4431.00000.00.000	F&R Buildings - Maint Chrgs -	\$19,258.29	\$10,790.00	\$12,290.00	\$10,790.00	\$0.00	0.00
	Column: [FY14CityManagerProposed]	Budget	FTE	Position Desc.			
	Description: Carpet replacement Central Stairwell	\$1,500.00					
	Description: Contract expenses to maintain buildings	\$8,140.00					
	Description: Oil/Grease Sep. Cleaning	\$1,500.00					
	Description: Sprinkler System Tests at stations	\$1,150.00					
	Description: z CM General Reduction	(\$1,500.00)					
	Column Total:	\$10,790.00					
1000.1.220.42280.4521.00000.00.000	F&R Buildings - Property Insu	\$4,299.89	\$4,495.00	\$4,401.00	\$4,401.00	(\$94.00)	(2.09)
	Column: [FY14CityManagerProposed]	Budget	FTE	Position Desc.			
	Description: Cost of LGC Property Insurance	\$4,401.00					
	Column Total:	\$4,401.00					
1000.1.220.42280.4524.00000.00.000	F&R Buildings - Public Liab In	\$527.24	\$527.00	\$527.00	\$527.00	\$0.00	0.00
	Column: [FY14CityManagerProposed]	Budget	FTE	Position Desc.			
	Description: Cost of LGC Public Liability Insurance	\$527.00					
	Column Total:	\$527.00					
Budg_Cat: Purchased Services - 300		\$29,034.96	\$20,372.00	\$21,778.00	\$20,278.00	(\$94.00)	(0.46)

City of Dover, New Hampshire

General Fund Expenditure Detail Report

Fiscal Year: 2013-2014

Print accounts with zero balance Round to whole dollars Account on new page

From Date: 7/1/2013

To Date: 6/30/2014

Definition: FY14 City Manager Proposed

Account	Description	FY12 Actual	FY13 Adopted Budget	FY14 Department Request	FY14 City Manager Proposed	Dollar Change	Percent Change
1000.1.220.42280.4621.00000.00.000	F&R Buildings - Natural Gas	\$12,226.13	\$20,000.00	\$20,000.00	\$18,000.00	(\$2,000.00)	(10.00)
	Column: [FY14CityManagerProposed]	Budget	FTE	Position Desc.			
	Description: Energy Savings Estimate FY14	(\$1,763.00)					
	Description: Natural gas service 13,658 Therms	\$21,763.00					
	Description: z CM General Reduction	(\$2,000.00)					
	Column Total:	\$18,000.00					
1000.1.220.42280.4622.00000.00.000	F&R Buildings - Electricity	\$30,366.29	\$35,285.00	\$37,755.00	\$35,755.00	\$470.00	1.33
	Column: [FY14CityManagerProposed]	Budget	FTE	Position Desc.			
	Description: Electrical service 239,990 KWH	\$37,755.00					
	Description: z CM General Reduction	(\$2,000.00)					
	Column Total:	\$35,755.00					
1000.1.220.42280.4623.00000.00.000	F&R Buildings - Propane	\$9,575.26	\$8,450.00	\$11,600.00	\$9,600.00	\$1,150.00	13.61
	Column: [FY14CityManagerProposed]	Budget	FTE	Position Desc.			
	Description: F&R Buildings - Propane 5,310 gallons	\$11,600.00					
	Description: z CM General Reduction	(\$2,000.00)					
	Column Total:	\$9,600.00					
1000.1.220.42280.4651.00000.00.000	F&R Buildings - Maint Supplie	\$9,152.33	\$10,300.00	\$10,300.00	\$10,300.00	\$0.00	0.00
	Column: [FY14CityManagerProposed]	Budget	FTE	Position Desc.			
	Description: Custodial supplies, paint, repairs	\$10,300.00					
	Notes: materials used for plumbing, electrical & building repairs						
	Column Total:	\$10,300.00					
Budg_Cat: Supplies - 600		\$61,320.01	\$74,035.00	\$79,655.00	\$73,655.00	(\$380.00)	(0.51)
Func: F&R Buildings - 42280		\$90,354.97	\$94,407.00	\$101,433.00	\$93,933.00	(\$474.00)	(0.50)

This page intentionally left blank.

FIRE AND RESCUE

Division: Special Details

Function 42290

Mission Statement:

To provide a mechanism for entities to contract for fire and rescue services through the City.

Major Services/Responsibilities:

- Maintain specialized training for Seabrook Station as a host community
- Continue training for Emergency Management
- Provide a fire watch for outside agencies

Key Fiscal Year Objectives:

- Continue training for Emergency Management
- Provide a fire watch for outside agencies

Performance Measures:

Description	FY12 Act	FY13 Act	FY14 Est
Provide fire watch for outside agencies	4	4	4
Host community training drills	4	2	2

City of Dover, New Hampshire

Fire Special Details Fund Expenditure Detail

Fiscal Year: 2013-2014

Print accounts with zero balance Round to whole dollars Account on new page

From Date: 7/1/2013

To Date: 6/30/2014

Definition: FY14 City Manager Proposed

Account	Description	FY12 Actual	FY13 Adopted Budget	FY14 Department Request	FY14 City Manager Proposed	Dollar Change	Percent Change
3207.1.220.42290.4130.00000.00.000	F&R Special Details-Overtime	\$56,827.64	\$19,150.00	\$19,150.00	\$19,150.00	\$0.00	0.00
	Column: [FY14CityManagerProposed]	Budget	FTE	Position Desc.			
	Description: Unschedule reimburseable overtime	\$19,150.00					
	Column Total:	\$19,150.00					
3207.1.220.42290.4211.00000.00.000	Health Insurance	\$6,162.47	\$0.00	\$0.00	\$0.00	\$0.00	0.00
3207.1.220.42290.4212.00000.00.000	Dental Insurance	\$311.99	\$0.00	\$0.00	\$0.00	\$0.00	0.00
3207.1.220.42290.4213.00000.00.000	Life Insurance	\$1.06	\$0.00	\$0.00	\$0.00	\$0.00	0.00
3207.1.220.42290.4220.00000.00.000	F&R Special Details-FICA	\$106.12	\$100.00	\$100.00	\$100.00	\$0.00	0.00
	Column: [FY14CityManagerProposed]	Budget	FTE	Position Desc.			
	Description: Cost of FICA 6.2%	\$100.00					
	Column Total:	\$100.00					
3207.1.220.42290.4225.00000.00.000	F&R Special Details-Medicare	\$971.50	\$290.00	\$290.00	\$290.00	\$0.00	0.00
	Column: [FY14CityManagerProposed]	Budget	FTE	Position Desc.			
	Description: Cost of Medicare - 1.45% of wages	\$290.00					
	Column Total:	\$290.00					
3207.1.220.42290.4230.00000.00.000	F&R Special Details-Retireme	\$16,163.69	\$4,178.00	\$5,313.00	\$5,313.00	\$1,135.00	27.17
	Column: [FY14CityManagerProposed]	Budget	FTE	Position Desc.			
	Description: Cost of NH Retirement System payments	\$5,313.00					
	Column Total:	\$5,313.00					
3207.1.220.42290.4524.00000.00.000	F&R Special Details-Public Li	\$81.81	\$82.00	\$82.00	\$82.00	\$0.00	0.00
	Column: [FY14CityManagerProposed]	Budget	FTE	Position Desc.			
	Description: Cost of LGC Public Liability Insur	\$82.00					
	Column Total:	\$82.00					

City of Dover, New Hampshire

Fire Special Details Fund Expenditure Detail

Fiscal Year: 2013-2014

Print accounts with zero balance Round to whole dollars Account on new page

From Date: 7/1/2013

To Date: 6/30/2014

Definition: FY14 City Manager Proposed

Account	Description	FY12 Actual	FY13 Adopted Budget	FY14 Department Request	FY14 City Manager Proposed	Dollar Change	Percent Change
3207.1.220.42290.4612.00000.00.000	F&R Special Details-Operatin	\$38.24	\$500.00	\$500.00	\$500.00	\$0.00	0.00
	Column: [FY14CityManagerProposed]	Budget	FTE	Position Desc.			
	Description: Misc. supplies for drills and operations	\$500.00					
	Column Total:	\$500.00					
3207.1.220.42290.4631.00000.00.000	F&R Special Details-Food	\$160.75	\$700.00	\$565.00	\$565.00	(\$135.00)	(19.29)
	Column: [FY14CityManagerProposed]	Budget	FTE	Position Desc.			
	Description: Public events and meetings	\$565.00					
	Column Total:	\$565.00					
Func: F&R Special Details - 42290		\$80,825.27	\$25,000.00	\$26,000.00	\$26,000.00	\$1,000.00	4.00
Grand Total:		\$80,825.27	\$25,000.00	\$26,000.00	\$26,000.00	\$1,000.00	4.00

End of Report

This page intentionally left blank.

CS-PUBLIC WORKS

TAB 11

CS-PUBLIC WORKS

TAB 11

COMMUNITY SERVICES

Division: General Government Buildings

Function 41941

Mission Statement:

Provide and maintain safe and clean city buildings, equipment and other facilities for the safety and quality of life to the community.

Major Services/Responsibilities:

- Design, construct, install and repair equipment and facilities
- Construct, repair and maintain all buildings using carpentry, mechanical, plumbing, electrical, sheet metal and welding skills
- Perform landscaping, brush and tree removal at all City facilities
- Perform custodial duties at all City facilities
- Coordinate maintenance schedules with other divisions

Key Fiscal Year Objectives:

- Develop master plan for the maintenance and improvements to municipal buildings
- Continue to share resources with other departments and agencies
- Enhance additional energy cost savings measures in various buildings
- Develop a computerized maintenance inventory schedule
- Monitor Energy Management System for facilities to improve efficiency and achieve cost savings
- Improve aesthetic appearance of facilities
- Replace HVAC system in Finance area of City Hall

Performance Measures:

Description	FY12 Act	FY13 Act	FY14 Est
Buildings maintained	20	20	20

City of Dover, New Hampshire

General Fund Expenditure Detail Report

Fiscal Year: 2013-2014

Print accounts with zero balance Round to whole dollars Account on new page

From Date: 7/1/2013

To Date: 6/30/2014

Definition: FY14 City Manager Proposed

Account	Description	FY12 Actual	FY13 Adopted Budget	FY14 Department Request	FY14 City Manager Proposed	Dollar Change	Percent Change
1000.1.300.41941.4115.00000.00.000	Gen Gov't Buildings - Regular	\$51,896.32	\$54,956.00	\$56,659.00	\$56,659.00	\$1,703.00	3.10
	Column: [FY14CityManagerProposed]	Budget	FTE	Position Desc.			
	Description: Flanagan, Lois E	\$19,878.00	0.6250	Custodian			
	Description: Trudell, David	\$16,225.00	0.6250	Custodian			
	Description: Wolcott, Kenneth A	\$20,556.00	0.6250	Custodian			
	Column Total:	\$56,659.00					
1000.1.300.41941.4130.00000.00.000	Gen Gov't Buildings - Overtim	\$0.00	\$750.00	\$750.00	\$750.00	\$0.00	0.00
	Column: [FY14CityManagerProposed]	Budget	FTE	Position Desc.			
	Description: Emergency calls & City Hall Rentals	\$750.00					
	Column Total:	\$750.00					
1000.1.300.41941.4170.00000.00.000	Gen Gov't Buildings - Longevi	\$1,080.00	\$571.00	\$571.00	\$571.00	\$0.00	0.00
	Column: [FY14CityManagerProposed]	Budget	FTE	Position Desc.			
	Description: 1 @ 10 -14 years Prorated	\$571.00					
	Column Total:	\$571.00					
1000.1.300.41941.4220.00000.00.000	Gen Gov't Buildings - FICA	\$3,284.78	\$3,490.00	\$3,595.00	\$3,595.00	\$105.00	3.01
	Column: [FY14CityManagerProposed]	Budget	FTE	Position Desc.			
	Description: Cost of FICA - 6.2% of Wages	\$3,595.00					
	Column Total:	\$3,595.00					
1000.1.300.41941.4225.00000.00.000	Gen Gov't Buildings - Medicar	\$768.02	\$816.00	\$841.00	\$841.00	\$25.00	3.06
	Column: [FY14CityManagerProposed]	Budget	FTE	Position Desc.			
	Description: Cost of Medicare - 1.45% of wages	\$841.00					
	Column Total:	\$841.00					
1000.1.300.41941.4230.00000.00.000	Gen Gov't Buildings - Retirem	(\$87.87)	\$0.00	\$0.00	\$0.00	\$0.00	0.00

City of Dover, New Hampshire

General Fund Expenditure Detail Report

Fiscal Year: 2013-2014

Print accounts with zero balance Round to whole dollars Account on new page

From Date: 7/1/2013

To Date: 6/30/2014

Definition: FY14 City Manager Proposed

Account	Description	FY12 Actual	FY13 Adopted Budget	FY14 Department Request	FY14 City Manager Proposed	Dollar Change	Percent Change
1000.1.300.41941.4260.00000.00.000	Gen Gov't Buildings - Workers	\$1,575.00	\$1,575.00	\$2,637.00	\$2,637.00	\$1,062.00	67.43
	Column: [FY14CityManagerProposed]	Budget	FTE	Position Desc.			
	Description: Workers Comp allocation of self insurance	\$2,637.00					
	Column Total:	\$2,637.00					
Budg_Cat: Personal Services - 100		\$58,516.25	\$62,158.00	\$65,053.00	\$65,053.00	\$2,895.00	4.66
1000.1.300.41941.4411.00000.00.000	Gen Gov't Buildings - Water & Sewer	\$4,179.33	\$5,437.00	\$5,668.00	\$5,668.00	\$231.00	4.25
	Column: [FY14CityManagerProposed]	Budget	FTE	Position Desc.			
	Description: Armory, City Hall, Vet Bldg, Train St.	\$8,905.00					
	Description: Energy Savings Estimate FY14	(\$3,237.00)					
	Column Total:	\$5,668.00					
1000.1.300.41941.4431.00000.00.000	Gen Gov't Buildings - Maint C	\$10,261.69	\$13,500.00	\$13,500.00	\$13,500.00	\$0.00	0.00
	Column: [FY14CityManagerProposed]	Budget	FTE	Position Desc.			
	Description: Contract Maintenance Work (HVAC, Plumbing, Electric)	\$13,500.00					
	Column Total:	\$13,500.00					
1000.1.300.41941.4435.00000.00.000	Gen Gov't Buildings - Maint C	\$0.00	\$2,400.00	\$2,400.00	\$2,400.00	\$0.00	0.00
	Column: [FY14CityManagerProposed]	Budget	FTE	Position Desc.			
	Description: Quick Track Maintenance (Train Station)	\$2,400.00					
	Column Total:	\$2,400.00					
1000.1.300.41941.4441.00000.00.000	Gen Gov't Buildings - Rental c	\$4,109.84	\$4,110.00	\$4,175.00	\$4,175.00	\$65.00	1.58
	Column: [FY14CityManagerProposed]	Budget	FTE	Position Desc.			
	Description: Train Station Platform Lease	\$4,175.00					
	Column Total:	\$4,175.00					

City of Dover, New Hampshire

General Fund Expenditure Detail Report

Fiscal Year: 2013-2014

Print accounts with zero balance Round to whole dollars Account on new page

From Date: 7/1/2013

To Date: 6/30/2014

Definition: FY14 City Manager Proposed

Account	Description	FY12 Actual	FY13 Adopted Budget	FY14 Department Request	FY14 City Manager Proposed	Dollar Change	Percent Change
1000.1.300.41941.4521.00000.00.000	Gen Gov't Buildings - Property	\$23,828.33	\$25,357.00	\$25,564.00	\$25,564.00	\$207.00	0.82
	Column: [FY14CityManagerProposed]	Budget	FTE	Position Desc.			
	Description: Cost of LGC Property Insur	\$10,405.00					
	Description: Platform Liability Ins (Train Station)	\$15,159.00					
	Column Total:	\$25,564.00					
1000.1.300.41941.4524.00000.00.000	Gen Gov't Buildings - Public L	\$1,450.48	\$1,450.00	\$1,450.00	\$1,450.00	\$0.00	0.00
	Column: [FY14CityManagerProposed]	Budget	FTE	Position Desc.			
	Description: Cost of LGC Public Liability Insur	\$1,450.00					
	Column Total:	\$1,450.00					
1000.1.300.41941.4531.00000.00.000	Telecommunications	\$3,311.65	\$0.00	\$2,115.00	\$2,115.00	\$2,115.00	0.00
	Column: [FY14CityManagerProposed]	Budget	FTE	Position Desc.			
	Description: Services/equipment for voice, fax, data, wireless	\$2,115.00					
	Notes: Previously never budgeted for.						
	Column Total:	\$2,115.00					
Budg_Cat: Purchased Services - 300		\$47,141.32	\$52,254.00	\$54,872.00	\$54,872.00	\$2,618.00	5.01
1000.1.300.41941.4612.00000.00.000	Gen Gov't Buildings - Operatir	\$3,623.19	\$4,000.00	\$4,500.00	\$4,500.00	\$500.00	12.50
	Column: [FY14CityManagerProposed]	Budget	FTE	Position Desc.			
	Description: City Hall and other bldgs supplies	\$4,500.00					
	Column Total:	\$4,500.00					
1000.1.300.41941.4615.00000.00.000	Gen Gov't Buildings - Clothing	\$716.25	\$1,340.00	\$900.00	\$900.00	(\$440.00)	(32.84)
	Column: [FY14CityManagerProposed]	Budget	FTE	Position Desc.			
	Description: Employee Uniforms	\$540.00					
	Description: Workboots per union contract 3 PR \$120	\$360.00					
	Column Total:	\$900.00					

City of Dover, New Hampshire

General Fund Expenditure Detail Report

Fiscal Year: 2013-2014

Print accounts with zero balance Round to whole dollars Account on new page

From Date: 7/1/2013

To Date: 6/30/2014

Definition: FY14 City Manager Proposed

Account	Description	FY12 Actual	FY13 Adopted Budget	FY14 Department Request	FY14 City Manager Proposed	Dollar Change	Percent Change
1000.1.300.41941.4621.00000.00.000	Gen Gov't Buildings - Natural	\$1,728.80	\$1,789.00	\$1,370.00	\$1,370.00	(\$419.00)	(23.42)
	Column: [FY14CityManagerProposed]	Budget	FTE	Position Desc.			
	Description: City Hall Generators 1,132 Therms	\$1,370.00					
	Column Total:	\$1,370.00					
1000.1.300.41941.4622.00000.00.000	Gen Gov't Buildings - Electrici	\$55,215.16	\$77,681.00	\$59,080.00	\$59,080.00	(\$18,601.00)	(23.95)
	Column: [FY14CityManagerProposed]	Budget	FTE	Position Desc.			
	Description: Armory, City Hall, Train Station 553,450 KWH	\$76,662.00					
	Description: Energy Savings Estimate FY14 199,424 KWH	(\$17,582.00)					
	Column Total:	\$59,080.00					
1000.1.300.41941.4624.00000.00.000	Gen Gov't Buildings - Heating	\$47,426.88	\$52,954.00	\$52,275.00	\$52,275.00	(\$679.00)	(1.28)
	Column: [FY14CityManagerProposed]	Budget	FTE	Position Desc.			
	Description: Armory 4,549 gl \$3.76	\$17,104.00					
	Description: City Hall 10,180 gl \$3.76	\$38,276.00					
	Description: Energy Savings Estimate FY14 City Hall	(\$3,105.00)					
	Column Total:	\$52,275.00					
1000.1.300.41941.4651.00000.00.000	Gen Gov't Buildings - Maint S	\$8,287.30	\$8,200.00	\$8,200.00	\$8,200.00	\$0.00	0.00
	Column: [FY14CityManagerProposed]	Budget	FTE	Position Desc.			
	Description: City Hall, Vet Bldg, Armory, Train Station	\$8,200.00					
	Column Total:	\$8,200.00					
Budg_Cat: Supplies - 600		\$116,997.58	\$145,964.00	\$126,325.00	\$126,325.00	(\$19,639.00)	(13.45)
1000.1.300.41941.4725.00000.00.000	Gen Gov't Buildings - Building	\$0.00	\$30,000.00	\$0.00	\$0.00	(\$30,000.00)	(100.00)
Budg_Cat: Capital Outlay - 700		\$0.00	\$30,000.00	\$0.00	\$0.00	(\$30,000.00)	(100.00)
Func: Gen Gov't Buildings - 41941		\$222,655.15	\$290,376.00	\$246,250.00	\$246,250.00	(\$44,126.00)	(15.20)

This page intentionally left blank.

COMMUNITY SERVICES

Division: Cemetery

Function 41951

Mission Statement:

To provide for the comprehensive and continuous operation and maintenance of the City Cemetery in an efficient, safe, accurate and professional manner.

Major Services/Responsibilities:

- Perform interments
- Perform landscape work (including mowing, trimming, leaf removal, tree work)
- Maintain equipment, buildings and roads
- Perform cement foundation work for memorialization
- Record and computerize burial information

Key Fiscal Year Objectives:

- Develop a comprehensive master plan for Pine Hill Cemetery
- Continue the efficient care and maintenance of the cemetery
- Continue computerization of burial information
- Restore and reset fallen/damaged headstones
- Implement layout for new burial area
- Assist the Cemetery Board with evaluating policies and other issues that come before the Board
- Develop marketing plan to increase lot sales
- Continue Cemetery tree maintenance program
- Work with volunteers on historic preservation project
- Monitor revenues for present and future years budget
- Provide public with related information
- Install related landscaping for Columbarium
- Implement turf treatments in areas requiring attention
- Install additional drainage in group 24
- Install trees to replace old trees and those decimated by storms

Performance Measures:

Description	FY12 Act	FY13 Est	FY14 Est
Acres maintained	85	85	85
Interments	72	83	80

City of Dover, New Hampshire

General Fund Expenditure Detail Report

Fiscal Year: 2013-2014

Print accounts with zero balance Round to whole dollars Account on new page

From Date: 7/1/2013

To Date: 6/30/2014

Definition: FY14 City Manager Proposed

Account	Description	FY12 Actual	FY13 Adopted Budget	FY14 Department Request	FY14 City Manager Proposed	Dollar Change	Percent Change
1000.1.300.41951.4115.00000.00.000	CS - Cemetery-Regular Hourl	\$43,430.40	\$44,680.00	\$44,680.00	\$44,680.00	\$0.00	0.00
	Column: [FY14CityManagerProposed]	Budget	FTE	Position Desc.			
	Description: Gagne, Nancy	\$44,680.00	1.0000	Office Manager			
	Column Total:	\$44,680.00					
1000.1.300.41951.4120.00000.00.000	CS - Cemetery-Temporary En	\$44,840.96	\$47,811.00	\$47,811.00	\$47,811.00	\$0.00	0.00
	Column: [FY14CityManagerProposed]	Budget	FTE	Position Desc.			
	Description: Seasonal Maint. Worker III 4,810 hr	\$47,811.00					
	Column Total:	\$47,811.00					
1000.1.300.41951.4130.00000.00.000	CS - Cemetery-Overtime Pay	\$7,083.06	\$7,000.00	\$7,000.00	\$7,000.00	\$0.00	0.00
	Column: [FY14CityManagerProposed]	Budget	FTE	Position Desc.			
	Description: OT, weekends, funerals, Memorial Day	\$7,000.00					
	Column Total:	\$7,000.00					
1000.1.300.41951.4170.00000.00.000	CS - Cemetery-Longevity Pay	\$0.00	\$1,600.00	\$1,600.00	\$1,600.00	\$0.00	0.00
	Column: [FY14CityManagerProposed]	Budget	FTE	Position Desc.			
	Description: 1 @ over 30 years	\$1,600.00					
	Column Total:	\$1,600.00					
1000.1.300.41951.4211.00000.00.000	CS - Cemetery-Health Insurar	\$16,606.90	\$17,295.00	\$18,267.00	\$18,058.00	\$763.00	4.41
	Column: [FY14CityManagerProposed]	Budget	FTE	Position Desc.			
	Description: Medical Premiums to LGC HealthTrust	\$18,267.00					
	Description: z CM Reduction - Savings Actual Rate vs GMR	(\$209.00)					
	Column Total:	\$18,058.00					

City of Dover, New Hampshire

General Fund Expenditure Detail Report

Fiscal Year: 2013-2014

Print accounts with zero balance Round to whole dollars Account on new page

From Date: 7/1/2013

To Date: 6/30/2014

Definition: FY14 City Manager Proposed

Account	Description	FY12 Actual	FY13 Adopted Budget	FY14 Department Request	FY14 City Manager Proposed	Dollar Change	Percent Change
1000.1.300.41951.4212.00000.00.000	CS - Cemetery-Dental Insuranc	\$931.90	\$729.00	\$737.00	\$737.00	\$8.00	1.10
	Column: [FY14CityManagerProposed]	Budget	FTE	Position Desc.			
	Description: Cost of LGC Dental Insurance	\$737.00					
	Column Total:	\$737.00					
1000.1.300.41951.4213.00000.00.000	CS - Cemetery-Life Insurance	\$95.04	\$107.00	\$107.00	\$107.00	\$0.00	0.00
	Column: [FY14CityManagerProposed]	Budget	FTE	Position Desc.			
	Description: Life Premiums to LGC HealthTrust	\$107.00					
	Column Total:	\$107.00					
1000.1.300.41951.4220.00000.00.000	CS - Cemetery-FICA	\$5,644.82	\$5,993.00	\$5,993.00	\$5,993.00	\$0.00	0.00
	Column: [FY14CityManagerProposed]	Budget	FTE	Position Desc.			
	Description: Cost of FICA - 6.2% of Wages	\$5,993.00					
	Column Total:	\$5,993.00					
1000.1.300.41951.4225.00000.00.000	CS - Cemetery-Medicare	\$1,319.89	\$1,402.00	\$1,402.00	\$1,402.00	\$0.00	0.00
	Column: [FY14CityManagerProposed]	Budget	FTE	Position Desc.			
	Description: Cost of Medicare - 1.45% of wages	\$1,402.00					
	Column Total:	\$1,402.00					
1000.1.300.41951.4230.00000.00.000	CS - Cemetery-Retirement	\$4,239.38	\$4,073.00	\$5,738.00	\$5,738.00	\$1,665.00	40.88
	Column: [FY14CityManagerProposed]	Budget	FTE	Position Desc.			
	Description: Cost of NH Retirement System payments	\$5,738.00					
	Column Total:	\$5,738.00					
1000.1.300.41951.4240.00000.00.000	CS - Cemetery - Staff Develop	\$25.00	\$240.00	\$240.00	\$240.00	\$0.00	0.00
	Column: [FY14CityManagerProposed]	Budget	FTE	Position Desc.			
	Description: NE & NH Cemetery Assoc. Meetings	\$240.00					
	Column Total:	\$240.00					

City of Dover, New Hampshire

General Fund Expenditure Detail Report

Fiscal Year: 2013-2014

Print accounts with zero balance Round to whole dollars Account on new page

From Date: 7/1/2013

To Date: 6/30/2014

Definition: FY14 City Manager Proposed

Account	Description	FY12 Actual	FY13 Adopted Budget	FY14 Department Request	FY14 City Manager Proposed	Dollar Change	Percent Change
1000.1.300.41951.4260.00000.00.000	CS - Cemetery-Worker's Com	\$2,307.96	\$2,308.00	\$7,652.00	\$7,652.00	\$5,344.00	231.54
	Column: [FY14CityManagerProposed]	Budget	FTE	Position Desc.			
	Description: Workers Comp allocation of self insurance	\$7,652.00					
	Column Total:	\$7,652.00					
Budg_Cat: Personal Services - 100		\$126,525.31	\$133,238.00	\$141,227.00	\$141,018.00	\$7,780.00	5.84
1000.1.300.41951.4336.00000.00.000	CS - Cemetery-Medical Servic	\$0.00	\$550.00	\$550.00	\$550.00	\$0.00	0.00
	Column: [FY14CityManagerProposed]	Budget	FTE	Position Desc.			
	Description: Pre-employment Medical Exams	\$550.00					
	Column Total:	\$550.00					
1000.1.300.41951.4411.00000.00.000	CS - Cemetery-Water And Se	\$199.64	\$320.00	\$320.00	\$320.00	\$0.00	0.00
	Column: [FY14CityManagerProposed]	Budget	FTE	Position Desc.			
	Description: Water/Sewer Charges 31hcf	\$320.00					
	Column Total:	\$320.00					
1000.1.300.41951.4431.00000.00.000	CS - Cemetery-Maint Chrgs -	\$1,009.96	\$1,600.00	\$1,600.00	\$1,600.00	\$0.00	0.00
	Column: [FY14CityManagerProposed]	Budget	FTE	Position Desc.			
	Description: Alarm system fee 2 EA \$150	\$300.00					
	Description: Maintenance for 3 buildings (Chapel, Maint. Bldg,	\$1,300.00					
	Column Total:	\$1,600.00					
1000.1.300.41951.4432.00000.00.000	CS - Cemetery - Maint Chrgs	\$2,999.00	\$3,000.00	\$3,000.00	\$3,000.00	\$0.00	0.00
	Column: [FY14CityManagerProposed]	Budget	FTE	Position Desc.			
	Description: Repair of stone markers,	\$1,000.00					
	Description: Tree Maintenance	\$2,000.00					
	Column Total:	\$3,000.00					

City of Dover, New Hampshire

General Fund Expenditure Detail Report

Fiscal Year: 2013-2014

Print accounts with zero balance Round to whole dollars Account on new page

From Date: 7/1/2013

To Date: 6/30/2014

Definition: FY14 City Manager Proposed

Account	Description	FY12 Actual	FY13 Adopted Budget	FY14 Department Request	FY14 City Manager Proposed	Dollar Change	Percent Change
1000.1.300.41951.4435.00000.00.000	CS - Cemetery-Maint Chrgs -	\$197.75	\$420.00	\$420.00	\$420.00	\$0.00	0.00
	Column: [FY14CityManagerProposed]	Budget	FTE	Position Desc.			
	Description: General Office Equipment Maintenance	\$250.00					
	Description: Timeclock Maintenance	\$100.00					
	Description: Typewriter Maintenance 1 EA \$70	\$70.00					
	Column Total:	\$420.00					
1000.1.300.41951.4443.00000.00.000	CS - Cemetery-Rental of Equi	\$330.00	\$600.00	\$600.00	\$600.00	\$0.00	0.00
	Column: [FY14CityManagerProposed]	Budget	FTE	Position Desc.			
	Description: 1/2 Copier Rental (split with CS F&G)	\$600.00					
	Column Total:	\$600.00					
1000.1.300.41951.4521.00000.00.000	CS - Cemetery-Property Insur	\$955.67	\$999.00	\$1,006.00	\$1,006.00	\$7.00	0.70
	Column: [FY14CityManagerProposed]	Budget	FTE	Position Desc.			
	Description: Cost of LGC Property Insurance	\$1,006.00					
	Column Total:	\$1,006.00					
1000.1.300.41951.4522.00000.00.000	CS - Cemetery-Vehicle & Equ	\$897.00	\$897.00	\$897.00	\$897.00	\$0.00	0.00
	Column: [FY14CityManagerProposed]	Budget	FTE	Position Desc.			
	Description: Cost of LGC Vehicle Insur	\$897.00					
	Column Total:	\$897.00					
1000.1.300.41951.4524.00000.00.000	CS - Cemetery-Public Liab Ins	\$992.38	\$992.00	\$992.00	\$992.00	\$0.00	0.00
	Column: [FY14CityManagerProposed]	Budget	FTE	Position Desc.			
	Description: Cost of LGC Public Liability Insur	\$992.00					
	Column Total:	\$992.00					

City of Dover, New Hampshire

General Fund Expenditure Detail Report

Fiscal Year: 2013-2014

Print accounts with zero balance Round to whole dollars Account on new page

From Date: 7/1/2013

To Date: 6/30/2014

Definition: FY14 City Manager Proposed

Account	Description	FY12 Actual	FY13 Adopted Budget	FY14 Department Request	FY14 City Manager Proposed	Dollar Change	Percent Change
1000.1.300.41951.4531.00000.00.000	Telecommunications	\$1,125.67	\$1,475.00	\$715.00	\$715.00	(\$760.00)	(51.53)
	Column: [FY14CityManagerProposed]	Budget	FTE	Position Desc.			
	Description: Services/equipment for voice, fax, data, wireless	\$715.00					
	Notes: Added 6171 Cemetary Barn (from GGB) number and adjusted for new phones.						
	Column Total:	\$715.00					
1000.1.300.41951.4534.00000.00.000	CS - Cemetery-Postage	\$3.11	\$0.00	\$0.00	\$0.00	\$0.00	0.00
1000.1.300.41951.4540.00000.00.000	CS - Cemetery-Advertising	\$0.00	\$250.00	\$250.00	\$250.00	\$0.00	0.00
	Column: [FY14CityManagerProposed]	Budget	FTE	Position Desc.			
	Description: Memorial Day notices	\$250.00					
	Column Total:	\$250.00					
Budg_Cat: Purchased Services - 300		\$8,710.18	\$11,103.00	\$10,350.00	\$10,350.00	(\$753.00)	(6.78)
1000.1.300.41951.4611.00000.00.000	CS - Cemetery-Office Supplie	\$361.06	\$500.00	\$500.00	\$500.00	\$0.00	0.00
	Column: [FY14CityManagerProposed]	Budget	FTE	Position Desc.			
	Description: Computer and office supplies; paper	\$500.00					
	Column Total:	\$500.00					
1000.1.300.41951.4615.00000.00.000	CS - Cemetery-Clothing & Uni	\$86.75	\$800.00	\$800.00	\$800.00	\$0.00	0.00
	Column: [FY14CityManagerProposed]	Budget	FTE	Position Desc.			
	Description: Raingear, gloves and safety goggles	\$200.00					
	Description: Safety shoes seasonal help 4 EA \$150	\$600.00					
	Column Total:	\$800.00					

City of Dover, New Hampshire

General Fund Expenditure Detail Report

Fiscal Year: 2013-2014

Print accounts with zero balance Round to whole dollars Account on new page

From Date: 7/1/2013

To Date: 6/30/2014

Definition: FY14 City Manager Proposed

Account	Description	FY12 Actual	FY13 Adopted Budget	FY14 Department Request	FY14 City Manager Proposed	Dollar Change	Percent Change
1000.1.300.41951.4622.00000.00.000	CS - Cemetery-Electricity	\$2,819.35	\$3,409.00	\$2,883.00	\$2,883.00	(\$526.00)	(15.43)
	Column: [FY14CityManagerProposed]	Budget	FTE	Position Desc.			
	Description: Cemetery Chapel, Maint. Bldg 12,730 KWH	\$2,883.00					
	Column Total:	\$2,883.00					
1000.1.300.41951.4623.00000.00.000	CS - Cemetery - Propane	(\$7.72)	\$286.00	\$286.00	\$286.00	\$0.00	0.00
	Column: [FY14CityManagerProposed]	Budget	FTE	Position Desc.			
	Description: Frost removal (winter burials) 135 gallons	\$286.00					
	Column Total:	\$286.00					
1000.1.300.41951.4624.00000.00.000	CS - Cemetery-Heating Oil	\$5,935.04	\$8,450.00	\$6,400.00	\$6,400.00	(\$2,050.00)	(24.26)
	Column: [FY14CityManagerProposed]	Budget	FTE	Position Desc.			
	Description: Cemetery Chapel, Cemetery Maint 2,095 gals @ 3.76	\$7,876.00					
	Description: Energy Savings Estimate FY14	(\$1,476.00)					
	Column Total:	\$6,400.00					
1000.1.300.41951.4626.00000.00.000	CS - Cemetery-Vehicle Fuels	\$6,112.60	\$8,000.00	\$7,570.00	\$7,570.00	(\$430.00)	(5.38)
	Column: [FY14CityManagerProposed]	Budget	FTE	Position Desc.			
	Description: 186 gallons unleaded Fuel @3.46	\$650.00					
	Description: 2,000 gallons mowers, blowers & Equipment	\$6,920.00					
	Column Total:	\$7,570.00					
1000.1.300.41951.4651.00000.00.000	CS - Cemetery-Maint Supplies	\$850.85	\$1,000.00	\$1,000.00	\$1,000.00	\$0.00	0.00
	Column: [FY14CityManagerProposed]	Budget	FTE	Position Desc.			
	Description: Chapel, Maintenance Bldg. & Tomb	\$1,000.00					
	Column Total:	\$1,000.00					

City of Dover, New Hampshire

General Fund Expenditure Detail Report

Fiscal Year: 2013-2014

Print accounts with zero balance Round to whole dollars Account on new page

From Date: 7/1/2013

To Date: 6/30/2014

Definition: FY14 City Manager Proposed

Account	Description	FY12 Actual	FY13 Adopted Budget	FY14 Department Request	FY14 City Manager Proposed	Dollar Change	Percent Change
1000.1.300.41951.4653.00000.00.000	CS - Cemetery-Maint Supplies	\$398.88	\$400.00	\$400.00	\$400.00	\$0.00	0.00
	Column: [FY14CityManagerProposed]	Budget	FTE	Position Desc.			
	Description: Supplies to maintain equipment (mower blades, lube	\$400.00					
	Column Total:	\$400.00					
1000.1.300.41951.4654.00000.00.000	CS - Cemetery-Maint Supplies	\$1,043.84	\$1,500.00	\$1,500.00	\$1,500.00	\$0.00	0.00
	Column: [FY14CityManagerProposed]	Budget	FTE	Position Desc.			
	Description: Parts to maintain excavator/vehicles	\$1,500.00					
	Column Total:	\$1,500.00					
1000.1.300.41951.4661.00000.00.000	CS - Cemetery-Fleet Maintena	\$10,623.96	\$11,261.00	\$11,893.00	\$11,893.00	\$632.00	5.61
	Column: [FY14CityManagerProposed]	Budget	FTE	Position Desc.			
	Description: Division share of Fleet Maint. charges	\$11,893.00					
	Column Total:	\$11,893.00					
Budg_Cat: Supplies - 600		\$28,224.61	\$35,606.00	\$33,232.00	\$33,232.00	(\$2,374.00)	(6.67)
1000.1.300.41951.4741.00000.00.000	CS - Cemetery-Machinery & E	\$0.00	\$3,500.00	\$3,500.00	\$3,500.00	\$0.00	0.00
	Column: [FY14CityManagerProposed]	Budget	FTE	Position Desc.			
	Description: CS - Cemetery-Machinery & Equipment	\$3,500.00					
	Column Total:	\$3,500.00					
Budg_Cat: Capital Outlay - 700		\$0.00	\$3,500.00	\$3,500.00	\$3,500.00	\$0.00	0.00
1000.1.300.41951.4810.00000.00.000	CS - Cemetery-Membership C	\$20.00	\$75.00	\$75.00	\$75.00	\$0.00	0.00
	Column: [FY14CityManagerProposed]	Budget	FTE	Position Desc.			
	Description: NE and NH Cemetery Associations	\$75.00					
	Column Total:	\$75.00					
Budg_Cat: Other Expenses - 800		\$20.00	\$75.00	\$75.00	\$75.00	\$0.00	0.00

City of Dover, New Hampshire

General Fund Expenditure Detail Report

Fiscal Year: 2013-2014

Print accounts with zero balance Round to whole dollars Account on new page

From Date: 7/1/2013

To Date: 6/30/2014

Definition: FY14 City Manager Proposed

Account	Description	FY12 Actual	FY13 Adopted Budget	FY14 Department Request	FY14 City Manager Proposed	Dollar Change	Percent Change
Func: CS - Cemetery - 41951		\$163,480.10	\$183,522.00	\$188,384.00	\$188,175.00	\$4,653.00	2.54

This page intentionally left blank.

COMMUNITY SERVICES

Division: Administration

Function 43111

Mission Statement:

To provide administrative support and direction required to develop and implement the services, programs and projects that are the responsibility of the Community Services Department.

Major Services/Responsibilities:

- Budget preparation and management.
To continue to improve operational efficiency between program activities and to foster positive relations within the department and other departments in the City, with Dover citizens, construction and home building industry and other public agencies.
- To continue to improve community credibility and awareness through successful and timely implementation of assigned programs, capital improvement projects and other publication relations efforts.
- To support and assist the various boards and commissions involved in departmental activities including the Cemetery Board of Trustees, Dover Utilities Commission, Solid Waste Advisory Commission, Planning Board, Zoning Board and Conservation Commission, Traffic Advisory Committee

Key Fiscal Year Objectives:

- Continue the development and implementation of training, safety programs, and certifications for employees within the department.
Continue to ensure the department provides quality services to the City within the resources provided.

Performance Measures:

Description	FY12 Act	FY13 Act	FY14 Est
Maintain Personnel Certification Levels	Increase	Maintain	Increase
Department Performance Evaluations Completed			
Complete budget per city schedule			

City of Dover, New Hampshire

General Fund Expenditure Detail Report

Fiscal Year: 2013-2014

Print accounts with zero balance Round to whole dollars Account on new page

From Date: 7/1/2013

To Date: 6/30/2014

Definition: FY14 City Manager Proposed

Account	Description	FY12 Actual	FY13 Adopted Budget	FY14 Department Request	FY14 City Manager Proposed	Dollar Change	Percent Change
1000.1.300.43111.4110.00000.00.000	CS - Admin-Regular Salaried	\$27,887.52	\$28,022.00	\$28,779.00	\$28,779.00	\$757.00	2.70
	Column: [FY14CityManagerProposed]	Budget	FTE	Position Desc.			
	Description: Steele, Douglas W	\$115,115.00	1.0000	Director of Com			
	Description: Steele, Douglas W.	(\$40,290.00)	-0.3500	Prorate Sewer			
	Description: Steele, Douglas W.	(\$5,756.00)	-0.0500	Prorate Solid W			
	Description: Steele, Douglas W.	(\$40,290.00)	-0.3500	Prorate Water			
	Column Total:	\$28,779.00					
1000.1.300.43111.4115.00000.00.000	CS - Admin-Regular Hourly Ei	\$22,407.99	\$23,696.00	\$23,946.00	\$23,946.00	\$250.00	1.06
	Column: [FY14CityManagerProposed]	Budget	FTE	Position Desc.			
	Description: 457 Incentive Pay	\$390.00		457 Incentive			
	Description: Hager, Stacey A	\$44,681.00	1.0000	Office Manager			
	Description: Hager, Stacey A	(\$11,170.00)	-0.2500	Prorate Sewer			
	Description: Hager, Stacey A	(\$11,170.00)	-0.2500	Prorate Water			
	Description: Hager, Stacey A	(\$11,170.00)	-0.2500	Solid Waste %			
	Description: Heaphy Moisan, Meghan M	(\$14,449.00)	-0.3500	Prorate Sewer			
	Description: Heaphy Moisan, Meghan M	(\$14,449.00)	-0.3500	Prorate Water			
	Description: Heaphy Moisan, Meghan M	\$41,283.00	1.0000	Secretary II			
	Column Total:	\$23,946.00					
1000.1.300.43111.4170.00000.00.000	CS - Admin-Longevity Pay	\$1,200.00	\$544.00	\$620.00	\$620.00	\$76.00	13.97
	Column: [FY14CityManagerProposed]	Budget	FTE	Position Desc.			
	Description: 1 @ 5-9 Years	\$120.00		Allocated			
	Description: 2 @ 10-14 Years	\$500.00		Allocated			
	Column Total:	\$620.00					

City of Dover, New Hampshire

General Fund Expenditure Detail Report

Fiscal Year: 2013-2014

Print accounts with zero balance Round to whole dollars Account on new page

From Date: 7/1/2013

To Date: 6/30/2014

Definition: FY14 City Manager Proposed

Account	Description	FY12 Actual	FY13 Adopted Budget	FY14 Department Request	FY14 City Manager Proposed	Dollar Change	Percent Change
1000.1.300.43111.4211.00000.00.000	CS - Admin-Health Insurance	\$28,877.78	\$14,269.00	\$14,705.00	\$14,537.00	\$268.00	1.88
	Column: [FY14CityManagerProposed]	Budget	FTE	Position Desc.			
	Description: Medical Premiums to LGC HealthTrust	\$14,705.00					
	Description: z CM Reduction - Savings Actual Rate vs GMR	(\$168.00)					
	Column Total:	\$14,537.00					
1000.1.300.43111.4212.00000.00.000	CS - Admin-Dental Insurance	\$1,041.75	\$393.00	\$387.00	\$387.00	(\$6.00)	(1.53)
	Column: [FY14CityManagerProposed]	Budget	FTE	Position Desc.			
	Description: Dental Premiums to LGC HealthTrust	\$387.00					
	Column Total:	\$387.00					
1000.1.300.43111.4213.00000.00.000	CS - Admin-Life Insurance	\$168.40	\$132.00	\$126.00	\$126.00	(\$6.00)	(4.55)
	Column: [FY14CityManagerProposed]	Budget	FTE	Position Desc.			
	Description: Life Premiums to LGC HealthTrust	\$126.00					
	Column Total:	\$126.00					
1000.1.300.43111.4214.00000.00.000	CS - Admin-Disability Insurance	\$367.20	\$235.00	\$216.00	\$216.00	(\$19.00)	(8.09)
	Column: [FY14CityManagerProposed]	Budget	FTE	Position Desc.			
	Description: Disability Premiums	\$216.00					
	Column Total:	\$216.00					
1000.1.300.43111.4220.00000.00.000	CS - Admin-FICA	\$4,324.12	\$3,207.00	\$3,131.00	\$3,131.00	(\$76.00)	(2.37)
	Column: [FY14CityManagerProposed]	Budget	FTE	Position Desc.			
	Description: Cost of FICA - 6.2% of Wages	\$3,131.00					
	Column Total:	\$3,131.00					
1000.1.300.43111.4225.00000.00.000	CS - Admin-Medicare	\$1,077.89	\$775.00	\$740.00	\$740.00	(\$35.00)	(4.52)
	Column: [FY14CityManagerProposed]	Budget	FTE	Position Desc.			
	Description: Cost of Medicare - 1.45% of wages	\$740.00					
	Column Total:	\$740.00					

City of Dover, New Hampshire

General Fund Expenditure Detail Report

Fiscal Year: 2013-2014

Print accounts with zero balance Round to whole dollars Account on new page

From Date: 7/1/2013

To Date: 6/30/2014

Definition: FY14 City Manager Proposed

Account	Description	FY12 Actual	FY13 Adopted Budget	FY14 Department Request	FY14 City Manager Proposed	Dollar Change	Percent Change
1000.1.300.43111.4230.00000.00.000	CS - Admin-Retirement	\$4,614.56	\$4,876.00	\$5,716.00	\$5,716.00	\$840.00	17.23
	Column: [FY14CityManagerProposed]	Budget	FTE	Position Desc.			
	Description: Cost of NH Retirement System payments	\$5,716.00					
	Column Total:	\$5,716.00					
1000.1.300.43111.4240.00000.00.000	CS - Admin-Staff Developer	\$465.00	\$675.00	\$675.00	\$675.00	\$0.00	0.00
	Column: [FY14CityManagerProposed]	Budget	FTE	Position Desc.			
	Description: APWA Natl. Conf.	\$675.00					
	Column Total:	\$675.00					
1000.1.300.43111.4260.00000.00.000	CS - Admin-Worker's Comp Ir	\$1,092.00	\$1,092.00	\$1,356.00	\$1,356.00	\$264.00	24.18
	Column: [FY14CityManagerProposed]	Budget	FTE	Position Desc.			
	Description: Workers Comp allocation of self insurance	\$1,356.00					
	Column Total:	\$1,356.00					
1000.1.300.43111.4290.00000.00.000	CS - Admin-FSA Fees	\$0.00	\$118.00	\$20.00	\$20.00	(\$98.00)	(83.05)
	Column: [FY14CityManagerProposed]	Budget	FTE	Position Desc.			
	Description: Admin fees - Flexible Spending Accts	\$20.00					
	Column Total:	\$20.00					
Budg_Cat: Personal Services - 100		\$93,524.21	\$78,034.00	\$80,417.00	\$80,249.00	\$2,215.00	2.84
1000.1.300.43111.4336.00000.00.000	CS - Admin-Medical Services	\$569.00	\$0.00	\$0.00	\$0.00	\$0.00	0.00
1000.1.300.43111.4435.00000.00.000	CS - Admin-Maint Chrgs - Off	\$2,528.12	\$2,779.00	\$3,634.00	\$3,634.00	\$855.00	30.77
	Column: [FY14CityManagerProposed]	Budget	FTE	Position Desc.			
	Description: Division share of DoverNet support	\$2,528.00					
	Description: Division Share of PC Replacement	\$1,106.00					
	Column Total:	\$3,634.00					
1000.1.300.43111.4443.00000.00.000	CS - Admin-Rental of Equipm	\$0.00	\$198.00	\$0.00	\$0.00	(\$198.00)	(100.00)

City of Dover, New Hampshire

General Fund Expenditure Detail Report

Fiscal Year: 2013-2014

Print accounts with zero balance Round to whole dollars Account on new page

From Date: 7/1/2013

To Date: 6/30/2014

Definition: FY14 City Manager Proposed

Account	Description	FY12 Actual	FY13 Adopted Budget	FY14 Department Request	FY14 City Manager Proposed	Dollar Change	Percent Change
1000.1.300.43111.4524.00000.00.000	CS - Admin-Public Liab Insura	\$484.63	\$485.00	\$485.00	\$485.00	\$0.00	0.00
	Column: [FY14CityManagerProposed]	Budget	FTE	Position Desc.			
	Description: Cost of LGC Public Liability Insur	\$485.00					
	Column Total:	\$485.00					
1000.1.300.43111.4531.00000.00.000	Telecommunications	\$1,076.14	\$1,200.00	\$1,646.00	\$1,646.00	\$446.00	37.17
	Column: [FY14CityManagerProposed]	Budget	FTE	Position Desc.			
	Description: Services/equipment for voice, fax, data, wireless	\$1,646.00					
	Column Total:	\$1,646.00					
1000.1.300.43111.4534.00000.00.000	CS - Admin-Postage	\$2,617.37	\$3,000.00	\$3,000.00	\$3,000.00	\$0.00	0.00
	Column: [FY14CityManagerProposed]	Budget	FTE	Position Desc.			
	Description: Correspondence, express and parcel	\$3,000.00					
	Notes: All GF postage allocated to Administration						
	Column Total:	\$3,000.00					
1000.1.300.43111.4540.00000.00.000	CS - Admin-Advertising	\$501.00	\$400.00	\$400.00	\$400.00	\$0.00	0.00
	Column: [FY14CityManagerProposed]	Budget	FTE	Position Desc.			
	Description: Advertising for public notices	\$400.00					
	Column Total:	\$400.00					
1000.1.300.43111.4550.00000.00.000	CS - Admin-Printing And Bind	\$0.00	\$200.00	\$200.00	\$200.00	\$0.00	0.00
	Column: [FY14CityManagerProposed]	Budget	FTE	Position Desc.			
	Description: Public Works Week events, etc.	\$200.00					
	Column Total:	\$200.00					
1000.1.300.43111.4580.00000.00.000	CS - Admin-Travel Expense	\$765.00	\$675.00	\$675.00	\$675.00	\$0.00	0.00
	Column: [FY14CityManagerProposed]	Budget	FTE	Position Desc.			
	Description: Travel expenses for seminars	\$675.00					
	Column Total:	\$675.00					
Budg_Cat: Purchased Services - 300		\$8,541.26	\$8,937.00	\$10,040.00	\$10,040.00	\$1,103.00	12.34

Printed: 04/03/2013 7:50:57 PM

Report:

3.1.24

Page:

133

rptGLGenBudgetRptUsingDefinition

City of Dover, New Hampshire

General Fund Expenditure Detail Report

Fiscal Year: 2013-2014

Print accounts with zero balance Round to whole dollars Account on new page

From Date: 7/1/2013

To Date: 6/30/2014

Definition: FY14 City Manager Proposed

Account	Description	FY12 Actual	FY13 Adopted Budget	FY14 Department Request	FY14 City Manager Proposed	Dollar Change	Percent Change
1000.1.300.43111.4611.00000.00.000	CS - Admin-Office Supplies	\$1,064.94	\$1,100.00	\$1,100.00	\$1,100.00	\$0.00	0.00
	Column: [FY14CityManagerProposed]	Budget	FTE	Position Desc.			
	Description: Computer, copier & office supplies	\$1,100.00					
	Column Total:	\$1,100.00					
1000.1.300.43111.4612.00000.00.000	CS - Admin-Operating Supplie	\$155.90	\$200.00	\$200.00	\$200.00	\$0.00	0.00
	Column: [FY14CityManagerProposed]	Budget	FTE	Position Desc.			
	Description: Employee recognition events	\$200.00					
	Column Total:	\$200.00					
1000.1.300.43111.4626.00000.00.000	CS - Admin-Vehicle Fuels	\$1,084.51	\$1,038.00	\$1,211.00	\$1,211.00	\$173.00	16.67
	Column: [FY14CityManagerProposed]	Budget	FTE	Position Desc.			
	Description: Vehicle Fuel 350 gals @ \$3.46 gasoline	\$1,211.00					
	Column Total:	\$1,211.00					
1000.1.300.43111.4631.00000.00.000	CS - Admin - Food	\$584.15	\$500.00	\$500.00	\$500.00	\$0.00	0.00
	Column: [FY14CityManagerProposed]	Budget	FTE	Position Desc.			
	Description: Public events and meetings	\$500.00					
	Column Total:	\$500.00					
1000.1.300.43111.4640.00000.00.000	CS - Admin-Books & Publicati	\$0.00	\$200.00	\$200.00	\$200.00	\$0.00	0.00
	Column: [FY14CityManagerProposed]	Budget	FTE	Position Desc.			
	Description: Publications and subscriptions	\$200.00					
	Column Total:	\$200.00					
1000.1.300.43111.4654.00000.00.000	CS - Admin-Maint Supplies - V	\$504.39	\$1,000.00	\$1,000.00	\$1,000.00	\$0.00	0.00
	Column: [FY14CityManagerProposed]	Budget	FTE	Position Desc.			
	Description: Vehcile parts maintenance/repairs	\$1,000.00					
	Column Total:	\$1,000.00					

City of Dover, New Hampshire

General Fund Expenditure Detail Report

Fiscal Year: 2013-2014

Print accounts with zero balance Round to whole dollars Account on new page

From Date: 7/1/2013

To Date: 6/30/2014

Definition: FY14 City Manager Proposed

Account	Description	FY12 Actual	FY13 Adopted Budget	FY14 Department Request	FY14 City Manager Proposed	Dollar Change	Percent Change
1000.1.300.43111.4661.00000.00.000	CS - Admin - Fleet Maint Char	\$1,356.96	\$1,438.00	\$1,519.00	\$1,519.00	\$81.00	5.63
	Column: [FY14CityManagerProposed]	Budget	FTE	Position Desc.			
	Description: Division share of Fleet Maint. Budget	\$1,519.00					
	Column Total:	\$1,519.00					
1000.1.300.43111.4681.00000.00.000	CS - Admin - Minor Equip Fun	\$0.00	\$400.00	\$400.00	\$400.00	\$0.00	0.00
	Column: [FY14CityManagerProposed]	Budget	FTE	Position Desc.			
	Description: Office Equipment	\$400.00					
	Column Total:	\$400.00					
Budg_Cat: Supplies - 600		\$4,750.85	\$5,876.00	\$6,130.00	\$6,130.00	\$254.00	4.32
1000.1.300.43111.4810.00000.00.000	CS - Admin-Membership Due:	\$206.25	\$500.00	\$500.00	\$500.00	\$0.00	0.00
	Column: [FY14CityManagerProposed]	Budget	FTE	Position Desc.			
	Description: APWA, NHPWA, Mutual Aid	\$500.00					
	Column Total:	\$500.00					
Budg_Cat: Other Expenses - 800		\$206.25	\$500.00	\$500.00	\$500.00	\$0.00	0.00
Func: CS - Admin - 43111		\$107,022.57	\$93,347.00	\$97,087.00	\$96,919.00	\$3,572.00	3.83

This page intentionally left blank.

COMMUNITY SERVICES

Division: Engineering

Function 43112

Mission Statement:

Provide technical engineering expertise and record keeping where required within city government.

Major Services/Responsibilities:

- House Public Works plans and records
- Identify needed capital projects
- Design and oversee projects in the Capital Improvements program
- Review projects for the Planning Board and City Departments
- Inspect projects for compliance with ordinances and regulations
- Issue excavation and driveway permits
- Oversee pavement markings
- Conduct septic system review
- Provide cost estimates for City projects
- Oversee environmental activities in the community, stormwater compliance
- Maintain and utilize Geographic Information System

Key Fiscal Year Objectives:

- Utilize the results of the pavement management program for budgeting and prioritization of repairs.
- Participate in traffic and/or specialization studies.
- Provide responsive project management initiatives.
- Provide value engineering support for Capital Improvement Projects.
- Oversee the reconstruction of the Tolend Road project.
- Participate in relocation of utilities with NH DOT Spaulding Turnpike expansion
- Oversee reconstruction of Lisa Beth Circle.

Performance Measures:

Description	FY12 Act	FY13 Act	FY14 Est
Review septic sewer design plans	33	43	30
Administer excavation permits	112	111	100
Driveway Permits	104	102	100
Inspect 1/3 of city street pavement – for Pavement Mgt. Program		45	45

City of Dover, New Hampshire

General Fund Expenditure Detail Report

Fiscal Year: 2013-2014

Print accounts with zero balance Round to whole dollars Account on new page

From Date: 7/1/2013

To Date: 6/30/2014

Definition: FY14 City Manager Proposed

Account	Description	FY12 Actual	FY13 Adopted Budget	FY14 Department Request	FY14 City Manager Proposed	Dollar Change	Percent Change
---------	-------------	-------------	---------------------	-------------------------	----------------------------	---------------	----------------

1000.1.300.43112.4110.00000.00.000	CS - Engineering-Regular Sal	\$25,048.59	\$25,595.00	\$25,853.00	\$25,853.00	\$258.00	1.01
------------------------------------	------------------------------	-------------	-------------	-------------	-------------	----------	------

Column: [FY14CityManagerProposed]

Budget FTE Position Desc.

Description: White, Dave W \$86,173.00 1.0000 City Engineer

Description: White, Dave W (\$30,160.00) -0.3500 Prorate Sewer

Description: White, Dave W (\$30,160.00) -0.3500 Prorate Water

Column Total: \$25,853.00

1000.1.300.43112.4115.00000.00.000	CS - Engineering-Regular Ho	\$89,238.73	\$95,351.00	\$96,361.00	\$96,361.00	\$1,010.00	1.06
------------------------------------	-----------------------------	-------------	-------------	-------------	-------------	------------	------

Column: [FY14CityManagerProposed]

Budget FTE Position Desc.

Description: Bretz, Jennifer \$208.00 457 Incentive

Description: Bretz, Jennifer (\$19,207.00) -0.5000 Prorate Water

Description: Bretz, Jennifer \$38,415.00 1.0000 Secretary I

Description: Clark, Benjamin C \$67,529.00 1.0000 Asst City Engin

Description: Clark, Benjamin C (\$23,635.00) -0.3500 Prorate Sewer

Description: Clark, Benjamin C (\$23,635.00) -0.3500 Prorate Water

Description: Dews, P. Alan \$56,686.00 1.0000 Engineering Tec

Column Total: \$96,361.00

1000.1.300.43112.4130.00000.00.000	CS - Engineering-Overtime Pe	\$1,033.54	\$1,000.00	\$1,000.00	\$1,000.00	\$0.00	0.00
------------------------------------	------------------------------	------------	------------	------------	------------	--------	------

Column: [FY14CityManagerProposed]

Budget FTE Position Desc.

Description: After hours meetings/inspections \$1,000.00

Column Total: \$1,000.00

City of Dover, New Hampshire

General Fund Expenditure Detail Report

Fiscal Year: 2013-2014

Print accounts with zero balance Round to whole dollars Account on new page

From Date: 7/1/2013

To Date: 6/30/2014

Definition: FY14 City Manager Proposed

Account	Description	FY12 Actual	FY13 Adopted Budget	FY14 Department Request	FY14 City Manager Proposed	Dollar Change	Percent Change
1000.1.300.43112.4170.00000.00.000	CS - Engineering-Longevity P	\$2,800.00	\$2,080.00	\$2,400.00	\$2,400.00	\$320.00	15.38
	Column: [FY14CityManagerProposed]	Budget	FTE	Position Desc.			
	Description: 1 @ 20-24 years	\$1,600.00		Allocated			
	Description: 1 @ 25-29 years	\$480.00					
	Description: 2 @ 5 - 9 years	\$320.00					
	Column Total:	\$2,400.00					
1000.1.300.43112.4211.00000.00.000	CS - Engineering-Health Insur	\$33,812.22	\$43,702.00	\$46,399.00	\$45,867.00	\$2,165.00	4.95
	Column: [FY14CityManagerProposed]	Budget	FTE	Position Desc.			
	Description: Medical Premiums to LGC HealthTrust	\$46,399.00					
	Description: z CM Reduction - Savings Actual Rate vs GMR	(\$532.00)					
	Column Total:	\$45,867.00					
1000.1.300.43112.4212.00000.00.000	CS - Engineering-Dental Insur	\$1,334.58	\$1,239.00	\$1,253.00	\$1,253.00	\$14.00	1.13
	Column: [FY14CityManagerProposed]	Budget	FTE	Position Desc.			
	Description: Dental Premiums to LGC HealthTrust	\$1,253.00					
	Column Total:	\$1,253.00					
1000.1.300.43112.4213.00000.00.000	CS - Engineering-Life Insuran	\$248.40	\$290.00	\$293.00	\$293.00	\$3.00	1.03
	Column: [FY14CityManagerProposed]	Budget	FTE	Position Desc.			
	Description: Life Premiums to LGC HealthTrust	\$293.00					
	Column Total:	\$293.00					
1000.1.300.43112.4220.00000.00.000	CS - Engineering-FICA	\$7,066.76	\$7,111.00	\$7,188.00	\$7,188.00	\$77.00	1.08
	Column: [FY14CityManagerProposed]	Budget	FTE	Position Desc.			
	Description: Cost of FICA - 6.2% of Wages	\$7,188.00					
	Column Total:	\$7,188.00					

City of Dover, New Hampshire

General Fund Expenditure Detail Report

Fiscal Year: 2013-2014

Print accounts with zero balance Round to whole dollars Account on new page

From Date: 7/1/2013

To Date: 6/30/2014

Definition: FY14 City Manager Proposed

Account	Description	FY12 Actual	FY13 Adopted Budget	FY14 Department Request	FY14 City Manager Proposed	Dollar Change	Percent Change
1000.1.300.43112.4225.00000.00.000	CS - Engineering-Medicare	\$1,645.04	\$1,664.00	\$1,681.00	\$1,681.00	\$17.00	1.02
	Column: [FY14CityManagerProposed]	Budget	FTE	Position Desc.			
	Description: Cost of Medicare - 1.45% of wages	\$1,681.00					
	Column Total:	\$1,681.00					
1000.1.300.43112.4230.00000.00.000	CS - Engineering-Retirement	\$10,593.72	\$10,901.00	\$13,512.00	\$13,512.00	\$2,611.00	23.95
	Column: [FY14CityManagerProposed]	Budget	FTE	Position Desc.			
	Description: Cost of NH Retirement System payments	\$13,512.00					
	Column Total:	\$13,512.00					
1000.1.300.43112.4240.00000.00.000	CS - Engineering-Staff Develc	\$770.00	\$1,365.00	\$1,365.00	\$1,365.00	\$0.00	0.00
	Column: [FY14CityManagerProposed]	Budget	FTE	Position Desc.			
	Description: Courses: GIS, water, wastewater design, APWA works	\$1,365.00					
	Column Total:	\$1,365.00					
1000.1.300.43112.4260.00000.00.000	CS - Engineering-Worker's Cc	\$11,244.00	\$11,244.00	\$6,331.00	\$6,331.00	(\$4,913.00)	(43.69)
	Column: [FY14CityManagerProposed]	Budget	FTE	Position Desc.			
	Description: Workers Comp allocation of self insurance	\$6,331.00					
	Column Total:	\$6,331.00					
1000.1.300.43112.4290.00000.00.000	CS - Engineering-FSA Fees	\$0.00	\$0.00	\$38.00	\$38.00	\$38.00	0.00
	Column: [FY14CityManagerProposed]	Budget	FTE	Position Desc.			
	Description: CS - Engineering-FSA Fees	\$38.00					
	Column Total:	\$38.00					
Budg_Cat: Personal Services - 100		\$184,835.58	\$201,542.00	\$203,674.00	\$203,142.00	\$1,600.00	0.79

City of Dover, New Hampshire

General Fund Expenditure Detail Report

Fiscal Year: 2013-2014

Print accounts with zero balance Round to whole dollars Account on new page

From Date: 7/1/2013

To Date: 6/30/2014

Definition: FY14 City Manager Proposed

Account	Description	FY12 Actual	FY13 Adopted Budget	FY14 Department Request	FY14 City Manager Proposed	Dollar Change	Percent Change
1000.1.300.43112.4336.00000.00.000	CS - Engineering-Medical Ser	\$135.00	\$100.00	\$100.00	\$100.00	\$0.00	0.00
	Column: [FY14CityManagerProposed]	Budget	FTE	Position Desc.			
	Description: Medical Services	\$100.00					
	Column Total:	\$100.00					
1000.1.300.43112.4339.00000.00.000	CS - Engineering - Consulting	\$9,130.26	\$9,140.00	\$9,669.00	\$9,669.00	\$529.00	5.79
	Column: [FY14CityManagerProposed]	Budget	FTE	Position Desc.			
	Description: 20% Allocated to Sewer Fund	(\$19,339.00)					
	Description: 20% Allocated to Water Fund	(\$19,339.00)					
	Description: 50% Allocated to Landfill	(\$48,347.00)					
	Description: CS-Environmental Consultant	\$96,694.00					
	Column Total:	\$9,669.00					
1000.1.300.43112.4435.00000.00.000	CS - Engineering-Maint Chrgrs	\$10,492.76	\$11,431.00	\$12,716.00	\$12,716.00	\$1,285.00	11.24
	Column: [FY14CityManagerProposed]	Budget	FTE	Position Desc.			
	Description: Computer mapping maintenance agreement (ESRI, Arc	\$7,000.00					
	Description: Division share of DoverNet support	\$3,880.00					
	Description: Division share of PC Replacement	\$1,536.00					
	Description: Transit & Level calibration	\$300.00					
	Column Total:	\$12,716.00					
1000.1.300.43112.4443.00000.00.000	CS - Engineering-Rental of Ec	\$0.00	\$198.00	\$0.00	\$0.00	(\$198.00)	(100.00)
1000.1.300.43112.4522.00000.00.000	CS - Engineering-Vehicle & Ei	\$1,346.00	\$1,346.00	\$1,346.00	\$1,346.00	\$0.00	0.00
	Column: [FY14CityManagerProposed]	Budget	FTE	Position Desc.			
	Description: Cost of LGC Vehicle Insur	\$1,346.00					
	Column Total:	\$1,346.00					

City of Dover, New Hampshire

General Fund Expenditure Detail Report

Fiscal Year: 2013-2014

Print accounts with zero balance Round to whole dollars Account on new page

From Date: 7/1/2013

To Date: 6/30/2014

Definition: FY14 City Manager Proposed

Account	Description	FY12 Actual	FY13 Adopted Budget	FY14 Department Request	FY14 City Manager Proposed	Dollar Change	Percent Change
1000.1.300.43112.4524.00000.00.000	CS - Engineering-Public Liability Insurance	\$1,131.35	\$1,131.00	\$1,131.00	\$1,131.00	\$0.00	0.00
	Column: [FY14CityManagerProposed]	Budget	FTE	Position Desc.			
	Description: Cost of LGC Public Liability Insur	\$1,131.00					
	Column Total:	\$1,131.00					
1000.1.300.43112.4531.00000.00.000	Telecommunications	\$5,198.14	\$4,100.00	\$3,512.00	\$3,512.00	(\$588.00)	(14.34)
	Column: [FY14CityManagerProposed]	Budget	FTE	Position Desc.			
	Description: Services/equipment for voice, fax, data, wireless	\$3,512.00					
	Column Total:	\$3,512.00					
1000.1.300.43112.4540.00000.00.000	CS - Engineering - Advertising	\$0.00	\$100.00	\$100.00	\$100.00	\$0.00	0.00
	Column: [FY14CityManagerProposed]	Budget	FTE	Position Desc.			
	Description: Project Notices & Meetings	\$100.00					
	Column Total:	\$100.00					
1000.1.300.43112.4550.00000.00.000	CS - Engineering-Printing Anc	\$0.00	\$200.00	\$200.00	\$200.00	\$0.00	0.00
	Column: [FY14CityManagerProposed]	Budget	FTE	Position Desc.			
	Description: Mylars printing, enlarge/reduce	\$200.00					
	Column Total:	\$200.00					
Budg_Cat: Purchased Services - 300		\$27,433.51	\$27,746.00	\$28,774.00	\$28,774.00	\$1,028.00	3.71
1000.1.300.43112.4611.00000.00.000	CS - Engineering-Office Supp	\$747.87	\$1,200.00	\$1,200.00	\$1,200.00	\$0.00	0.00
	Column: [FY14CityManagerProposed]	Budget	FTE	Position Desc.			
	Description: General office supplies	\$1,200.00					
	Column Total:	\$1,200.00					

City of Dover, New Hampshire

General Fund Expenditure Detail Report

Fiscal Year: 2013-2014

Print accounts with zero balance Round to whole dollars Account on new page

From Date: 7/1/2013

To Date: 6/30/2014

Definition: FY14 City Manager Proposed

Account	Description	FY12 Actual	FY13 Adopted Budget	FY14 Department Request	FY14 City Manager Proposed	Dollar Change	Percent Change
1000.1.300.43112.4612.00000.00.000	CS - Engineering-Operating S	\$74.48	\$300.00	\$300.00	\$300.00	\$0.00	0.00
	Column: [FY14CityManagerProposed]	Budget	FTE	Position Desc.			
	Description: Film & equipment for video/still cameras	\$300.00					
	Column Total:	\$300.00					
1000.1.300.43112.4615.00000.00.000	CS - Engineering-Clothing & U	\$546.13	\$1,250.00	\$1,175.00	\$1,175.00	(\$75.00)	(6.00)
	Column: [FY14CityManagerProposed]	Budget	FTE	Position Desc.			
	Description: Uniforms	\$275.00					
	Description: Work Boots - Per DPEA contract 3 @ \$300	\$900.00					
	Column Total:	\$1,175.00					
1000.1.300.43112.4626.00000.00.000	CS - Engineering-Vehicle Fue	\$1,594.32	\$1,543.00	\$1,868.00	\$1,868.00	\$325.00	21.06
	Column: [FY14CityManagerProposed]	Budget	FTE	Position Desc.			
	Description: Vehicle fuels 540 gal @ \$3.46 gasoline	\$1,868.00					
	Column Total:	\$1,868.00					
1000.1.300.43112.4640.00000.00.000	CS - Engineering-Books & Pu	\$213.75	\$200.00	\$200.00	\$200.00	\$0.00	0.00
	Column: [FY14CityManagerProposed]	Budget	FTE	Position Desc.			
	Description: Reference manuals & journals	\$200.00					
	Column Total:	\$200.00					
1000.1.300.43112.4654.00000.00.000	CS - Engineering-Maint Suppl	\$928.34	\$1,800.00	\$1,800.00	\$1,800.00	\$0.00	0.00
	Column: [FY14CityManagerProposed]	Budget	FTE	Position Desc.			
	Description: Parts for division vehicles	\$1,800.00					
	Column Total:	\$1,800.00					
1000.1.300.43112.4661.00000.00.000	CS - Engineering-Fleet Mainte	\$4,070.28	\$4,314.00	\$4,556.00	\$4,556.00	\$242.00	5.61
	Column: [FY14CityManagerProposed]	Budget	FTE	Position Desc.			
	Description: Division share of garage expenses	\$4,556.00					
	Column Total:	\$4,556.00					

City of Dover, New Hampshire

General Fund Expenditure Detail Report

Fiscal Year: 2013-2014

Print accounts with zero balance Round to whole dollars Account on new page

From Date: 7/1/2013

To Date: 6/30/2014

Definition: FY14 City Manager Proposed

Account	Description	FY12 Actual	FY13 Adopted Budget	FY14 Department Request	FY14 City Manager Proposed	Dollar Change	Percent Change
1000.1.300.43112.4681.00000.00.000	CS - Engineering-Minor Equip	\$90.49	\$400.00	\$400.00	\$400.00	\$0.00	0.00
	Column: [FY14CityManagerProposed]	Budget	FTE	Position Desc.			
	Description: Misc. survey equipment & field tools	\$400.00					
	Column Total:	\$400.00					
Budg_Cat: Supplies - 600		\$8,265.66	\$11,007.00	\$11,499.00	\$11,499.00	\$492.00	4.47
1000.1.300.43112.4810.00000.00.000	CS - Engineering-Membership	\$367.50	\$555.00	\$555.00	\$555.00	\$0.00	0.00
	Column: [FY14CityManagerProposed]	Budget	FTE	Position Desc.			
	Description: APWA	\$175.00					
	Description: Civil Engineer registration	\$150.00					
	Description: Other membership dues	\$150.00					
	Description: Septic designers permits	\$80.00					
	Column Total:	\$555.00					
Budg_Cat: Other Expenses - 800		\$367.50	\$555.00	\$555.00	\$555.00	\$0.00	0.00
Func: CS - Engineering - 43112		\$220,902.25	\$240,850.00	\$244,502.00	\$243,970.00	\$3,120.00	1.30

COMMUNITY SERVICES

Division: Streets

Function 43121

Mission Statement:

To efficiently and effectively maintain all of Dover's roadways, sidewalks, and other infrastructure.

Major Services/Responsibilities:

- Repair of all roads, sidewalks
- Oversee Cut and Patch program
- Monitor trouble spot areas of roads, sidewalks
- Maintain guard rails and bridges
- Sweep and clean roads and sidewalks
- Support other divisions as needed during emergencies or heavy work loads, such as water and sewer line breaks, stormwater maintenance, grounds maintenance and building repairs
- Oversee Capital Improvement Projects

Key Fiscal Year Objectives:

- Continue use of Paver pavement management program to select sections of Dover roads for pavement overlay
- Utilize sidewalk management data to determine repair priorities
- Participate in community-wide events, promoting services offered through Public Works Week, equipment demonstrations at schools and Career Day events

Performance Measures:

Description	FY12 Act	FY13 Act	FY14 Est
Street paving funding	\$670,000	\$700,000	\$1,000,000
Miles of roadway maintained	133	133	134
Crosswalks painted		155	155
Lane miles of streets swept	259	260	260

City of Dover, New Hampshire

General Fund Expenditure Detail Report

Fiscal Year: 2013-2014

Print accounts with zero balance Round to whole dollars Account on new page

From Date: 7/1/2013

To Date: 6/30/2014

Definition: FY14 City Manager Proposed

Account	Description	FY12 Actual	FY13 Adopted Budget	FY14 Department Request	FY14 City Manager Proposed	Dollar Change	Percent Change
1000.1.300.43121.4110.00000.00.000	CS - Streets-Regular Salaried	\$27,497.05	\$28,155.00	\$28,438.00	\$28,438.00	\$283.00	1.01
	Column: [FY14CityManagerProposed]	Budget	FTE	Position Desc.			
	Description: Boulanger, William L	(\$28,437.00)	-0.3300	Prorate Sewer			
	Description: Boulanger, William L	(\$29,299.00)	-0.3400	Prorate Water			
	Description: Boulanger, William L	\$86,174.00	1.0000	Public Works Ut			
	Column Total:	\$28,438.00					
1000.1.300.43121.4115.00000.00.000	CS - Streets-Regular Hourly E	\$227,135.84	\$241,264.00	\$261,120.00	\$230,092.00	(\$11,172.00)	(4.63)
	Column: [FY14CityManagerProposed]	Budget	FTE	Position Desc.			
	Description: 457 Incentive Pay	\$26.00		457 Incentive			
	Description: Boucher, Joseph M	\$65,435.00	1.0000	Public Works Su			
	Description: Flanagan, David	\$44,680.00	1.0000	Maintenance Spe			
	Description: Lavoie, Jason	\$31,028.00	1.0000	Truck Driver			
	Description: Poitras, Eric K	\$42,054.00	1.0000	Truck Driver			
	Description: TBD - New Position	\$31,028.00	1.0000	Truck Driver			
	Description: White, Michael T	\$46,869.00	1.0000	Heavy Equipment			
	Description: z CM Remove New Truck Driver Position	(\$31,028.00)	-1.0000				
	Column Total:	\$230,092.00					
1000.1.300.43121.4120.00000.00.000	CS - Streets - Temporary Emp	\$4,806.78	\$0.00	\$0.00	\$0.00	\$0.00	0.00
1000.1.300.43121.4130.00000.00.000	CS - Streets-Overtime Pay	\$3,798.16	\$5,000.00	\$5,000.00	\$5,000.00	\$0.00	0.00
	Column: [FY14CityManagerProposed]	Budget	FTE	Position Desc.			
	Description: Unscheduled Overtime Pay	\$5,000.00					
	Column Total:	\$5,000.00					

City of Dover, New Hampshire

General Fund Expenditure Detail Report

Fiscal Year: 2013-2014

Print accounts with zero balance Round to whole dollars Account on new page

From Date: 7/1/2013

To Date: 6/30/2014

Definition: FY14 City Manager Proposed

Account	Description	FY12 Actual	FY13 Adopted Budget	FY14 Department Request	FY14 City Manager Proposed	Dollar Change	Percent Change
1000.1.300.43121.4170.00000.00.000	CS - Streets-Longevity Pay	\$4,800.00	\$7,728.00	\$5,728.00	\$5,728.00	(\$2,000.00)	(25.88)
	Column: [FY14CityManagerProposed]	Budget	FTE	Position Desc.			
	Description: 1 @ 10-14 years	\$800.00					
	Description: 1 @ 15-19 years	\$1,200.00					
	Description: 4 @ Over 20 years	\$3,728.00					
	Column Total:	\$5,728.00					
1000.1.300.43121.4211.00000.00.000	CS - Streets-Health Insurance	\$92,839.04	\$95,639.00	\$125,676.00	\$106,179.00	\$10,540.00	11.02
	Column: [FY14CityManagerProposed]	Budget	FTE	Position Desc.			
	Description: Medical Premiums to LGC HealthTrust	\$125,676.00					
	Description: z CM Reduction - Savings Actual Rate vs GMR	(\$1,230.00)					
	Description: z CM Remove New Truck Driver Position	(\$18,267.00)					
	Column Total:	\$106,179.00					
1000.1.300.43121.4212.00000.00.000	CS - Streets-Dental Insurance	\$4,065.09	\$3,163.00	\$4,298.00	\$3,561.00	\$398.00	12.58
	Column: [FY14CityManagerProposed]	Budget	FTE	Position Desc.			
	Description: Dental Premiums to LGC HealthTrust	\$4,298.00					
	Description: z CM Remove New Truck Driver Position	(\$737.00)					
	Column Total:	\$3,561.00					
1000.1.300.43121.4213.00000.00.000	CS - Streets-Life Insurance	\$564.96	\$646.00	\$696.00	\$620.00	(\$26.00)	(4.02)
	Column: [FY14CityManagerProposed]	Budget	FTE	Position Desc.			
	Description: Life Premiums to LGC HealthTrust	\$696.00					
	Description: z CM Remove New Truck Driver Position	(\$76.00)					
	Column Total:	\$620.00					

City of Dover, New Hampshire

General Fund Expenditure Detail Report

Fiscal Year: 2013-2014

Print accounts with zero balance Round to whole dollars Account on new page

From Date: 7/1/2013

To Date: 6/30/2014

Definition: FY14 City Manager Proposed

Account	Description	FY12 Actual	FY13 Adopted Budget	FY14 Department Request	FY14 City Manager Proposed	Dollar Change	Percent Change
1000.1.300.43121.4220.00000.00.000	CS - Streets-FICA	\$15,185.76	\$15,791.00	\$16,692.00	\$15,219.00	(\$572.00)	(3.62)
	Column: [FY14CityManagerProposed]	Budget	FTE	Position Desc.			
	Description: Cost of FICA - 6.2% of Wages	\$16,692.00					
	Description: z CM Remove New Truck Driver Position	(\$1,473.00)					
	Column Total:	\$15,219.00					
1000.1.300.43121.4225.00000.00.000	CS - Streets-Medicare	\$3,543.43	\$3,693.00	\$3,904.00	\$3,559.00	(\$134.00)	(3.63)
	Column: [FY14CityManagerProposed]	Budget	FTE	Position Desc.			
	Description: Cost of Medicare - 1.45% of wages	\$3,904.00					
	Description: z CM Remove New Truck Driver Position	(\$345.00)					
	Column Total:	\$3,559.00					
1000.1.300.43121.4230.00000.00.000	CS - Streets-Retirement	\$23,742.54	\$24,794.00	\$32,394.00	\$28,999.00	\$4,205.00	16.96
	Column: [FY14CityManagerProposed]	Budget	FTE	Position Desc.			
	Description: Cost of NH Retirement System payments	\$32,394.00					
	Description: z CM Remove New Truck Driver Position	(\$3,395.00)					
	Column Total:	\$28,999.00					
1000.1.300.43121.4240.00000.00.000	CS - Streets-Staff Developme	\$1,270.00	\$1,500.00	\$1,500.00	\$1,500.00	\$0.00	0.00
	Column: [FY14CityManagerProposed]	Budget	FTE	Position Desc.			
	Description: Road Scholar Training	\$1,500.00					
	Column Total:	\$1,500.00					
1000.1.300.43121.4260.00000.00.000	CS - Streets-Worker's Comp I	\$7,773.00	\$7,773.00	\$26,049.00	\$26,049.00	\$18,276.00	235.12
	Column: [FY14CityManagerProposed]	Budget	FTE	Position Desc.			
	Description: Workers Comp allocation of self insurance	\$26,049.00					
	Column Total:	\$26,049.00					
1000.1.300.43121.4290.00000.00.000	CS - Streets - FSA Fees	\$0.00	\$66.00	\$0.00	\$0.00	(\$66.00)	(100.00)

City of Dover, New Hampshire

General Fund Expenditure Detail Report

Fiscal Year: 2013-2014

Print accounts with zero balance Round to whole dollars Account on new page

From Date: 7/1/2013

To Date: 6/30/2014

Definition: FY14 City Manager Proposed

Account	Description	FY12 Actual	FY13 Adopted Budget	FY14 Department Request	FY14 City Manager Proposed	Dollar Change	Percent Change
Budg_Cat: Personal Services - 100		\$417,021.65	\$435,212.00	\$511,495.00	\$454,944.00	\$19,732.00	4.53
1000.1.300.43121.4336.00000.00.000	CS - Streets-Medical Services	\$450.00	\$600.00	\$600.00	\$600.00	\$0.00	0.00
	Column: [FY14CityManagerProposed]	Budget	FTE	Position Desc.			
	Description: Doctor certificates	\$100.00					
	Description: Physicals for new employees/drug testing	\$500.00					
	Column Total:	\$600.00					
1000.1.300.43121.4339.00000.00.000	CS - Streets - Consulting Serv	\$1,247.00	\$2,500.00	\$2,500.00	\$2,500.00	\$0.00	0.00
	Column: [FY14CityManagerProposed]	Budget	FTE	Position Desc.			
	Description: NHDES Groundwater Sampling (River St. Mast Rd)	\$2,500.00					
	Column Total:	\$2,500.00					
1000.1.300.43121.4411.00000.00.000	CS - Streets-Water And Sewe	\$800.55	\$1,000.00	\$1,000.00	\$1,000.00	\$0.00	0.00
	Column: [FY14CityManagerProposed]	Budget	FTE	Position Desc.			
	Description: Water/Sewer Usage	\$1,000.00					
	Column Total:	\$1,000.00					
1000.1.300.43121.4432.00000.00.000	CS - Streets-Maint Chrgs - Im	\$84,388.91	\$121,000.00	\$121,000.00	\$121,000.00	\$0.00	0.00
	Column: [FY14CityManagerProposed]	Budget	FTE	Position Desc.			
	Description: Center line roadway markings	\$43,000.00					
	Description: Detail/handwork roadway markings	\$52,000.00					
	Description: Guardrail repair	\$3,000.00					
	Description: Roadside & curb herbicide spraying	\$8,000.00					
	Description: Traffic Light Maintenance	\$15,000.00					
	Column Total:	\$121,000.00					

City of Dover, New Hampshire

General Fund Expenditure Detail Report

Fiscal Year: 2013-2014

Print accounts with zero balance Round to whole dollars Account on new page

From Date: 7/1/2013

To Date: 6/30/2014

Definition: FY14 City Manager Proposed

Account	Description	FY12 Actual	FY13 Adopted Budget	FY14 Department Request	FY14 City Manager Proposed	Dollar Change	Percent Change
1000.1.300.43121.4433.00000.00.000	CS - Streets-Maint Chrgs - Eq	\$35.45	\$500.00	\$500.00	\$500.00	\$0.00	0.00
	Column: [FY14CityManagerProposed]	Budget	FTE	Position Desc.			
	Description: Maint. & repair of radios and equipment	\$500.00					
	Column Total:	\$500.00					
1000.1.300.43121.4435.00000.00.000	CS - Streets - Maint Chrgs - C	\$1,674.84	\$920.00	\$1,349.00	\$1,349.00	\$429.00	46.63
	Column: [FY14CityManagerProposed]	Budget	FTE	Position Desc.			
	Description: Division share of DoverNet support	\$765.00					
	Description: Division share of Ikon copier	\$188.00					
	Description: Division share PC Replacement	\$336.00					
	Description: Simplex Time Recorder maintenance contra	\$60.00					
	Column Total:	\$1,349.00					
1000.1.300.43121.4443.00000.00.000	CS - Streets-Rental of Equipm	\$3,176.15	\$3,174.00	\$3,148.00	\$3,148.00	(\$26.00)	(0.82)
	Column: [FY14CityManagerProposed]	Budget	FTE	Position Desc.			
	Description: Divison Share of Ikon copier	\$148.00					
	Description: Equip. rental from private companies	\$3,000.00					
	Column Total:	\$3,148.00					
1000.1.300.43121.4521.00000.00.000	CS - Streets-Property Insuran	\$2,457.00	\$2,550.00	\$2,606.00	\$2,606.00	\$56.00	2.20
	Column: [FY14CityManagerProposed]	Budget	FTE	Position Desc.			
	Description: Cost of LGC Property Insur	\$2,606.00					
	Column Total:	\$2,606.00					
1000.1.300.43121.4522.00000.00.000	CS - Streets-Vehicle & Equip	\$5,159.00	\$5,159.00	\$5,383.00	\$5,383.00	\$224.00	4.34
	Column: [FY14CityManagerProposed]	Budget	FTE	Position Desc.			
	Description: Cost of LGC Vehicle Insur	\$5,383.00					
	Column Total:	\$5,383.00					

City of Dover, New Hampshire

General Fund Expenditure Detail Report

Fiscal Year: 2013-2014

Print accounts with zero balance Round to whole dollars Account on new page

From Date: 7/1/2013

To Date: 6/30/2014

Definition: FY14 City Manager Proposed

Account	Description	FY12 Actual	FY13 Adopted Budget	FY14 Department Request	FY14 City Manager Proposed	Dollar Change	Percent Change
1000.1.300.43121.4524.00000.00.000	CS - Streets-Public Liab Insur	\$2,775.00	\$2,775.00	\$2,775.00	\$2,775.00	\$0.00	0.00
	Column: [FY14CityManagerProposed]	Budget	FTE	Position Desc.			
	Description: Cost of LGC Public Liability Insur	\$2,775.00					
	Column Total:	\$2,775.00					
1000.1.300.43121.4531.00000.00.000	Telecommunications	\$5,604.19	\$5,800.00	\$7,780.00	\$5,780.00	(\$20.00)	(0.34)
	Column: [FY14CityManagerProposed]	Budget	FTE	Position Desc.			
	Description: Services/equipment for voice, fax, data, wireless	\$7,780.00					
	Description: z CM General Reduction	(\$2,000.00)					
	Column Total:	\$5,780.00					
Budg_Cat: Purchased Services - 300		\$107,768.09	\$145,978.00	\$148,641.00	\$146,641.00	\$663.00	0.45
1000.1.300.43121.4611.00000.00.000	CS - Streets-Office Supplies	\$233.03	\$500.00	\$500.00	\$500.00	\$0.00	0.00
	Column: [FY14CityManagerProposed]	Budget	FTE	Position Desc.			
	Description: General Office Supplies	\$500.00					
	Column Total:	\$500.00					
1000.1.300.43121.4612.00000.00.000	CS - Streets-Operating Suppli	\$965.84	\$1,200.00	\$1,200.00	\$1,200.00	\$0.00	0.00
	Column: [FY14CityManagerProposed]	Budget	FTE	Position Desc.			
	Description: Spray paint, gloves, safety glasses	\$1,200.00					
	Column Total:	\$1,200.00					
1000.1.300.43121.4615.00000.00.000	CS - Streets-Clothing & Unifor	\$2,679.06	\$3,370.00	\$3,370.00	\$3,370.00	\$0.00	0.00
	Column: [FY14CityManagerProposed]	Budget	FTE	Position Desc.			
	Description: Employee Uniforms 5 @ \$338	\$1,690.00					
	Description: Raingear and gloves	\$180.00					
	Description: Safety Shoes (AFSCME) 4 @ \$300	\$1,200.00					
	Description: Safety Shoes (DPEA) 1 @ \$300	\$300.00					
	Column Total:	\$3,370.00					

City of Dover, New Hampshire

General Fund Expenditure Detail Report

Fiscal Year: 2013-2014

Print accounts with zero balance Round to whole dollars Account on new page

From Date: 7/1/2013

To Date: 6/30/2014

Definition: FY14 City Manager Proposed

Account	Description	FY12 Actual	FY13 Adopted Budget	FY14 Department Request	FY14 City Manager Proposed	Dollar Change	Percent Change
1000.1.300.43121.4626.00000.00.000	CS - Streets-Vehicle Fuels	\$26,144.09	\$38,145.00	\$38,488.00	\$38,488.00	\$343.00	0.90
	Column: [FY14CityManagerProposed]	Budget	FTE	Position Desc.			
	Description: 1,620 gals off road diesel @ \$3.53	\$5,718.00					
	Description: 1,822 gals gasoline @ \$3.46	\$6,304.00					
	Description: 6,856 gals diesel @ \$3.86	\$26,466.00					
	Column Total:	\$38,488.00					
1000.1.300.43121.4631.00000.00.000	CS - Streets - Food	\$0.00	\$250.00	\$250.00	\$250.00	\$0.00	0.00
	Column: [FY14CityManagerProposed]	Budget	FTE	Position Desc.			
	Description: Public events and meetings	\$250.00					
	Column Total:	\$250.00					
1000.1.300.43121.4635.00000.00.000	CS Streets - Medicinal Supplie	\$0.00	\$200.00	\$200.00	\$200.00	\$0.00	0.00
	Column: [FY14CityManagerProposed]	Budget	FTE	Position Desc.			
	Description: CS Streets - Medicinal Supplies	\$200.00					
	Column Total:	\$200.00					
1000.1.300.43121.4651.00000.00.000	CS - Streets - Maint Supplies	\$716.66	\$500.00	\$750.00	\$750.00	\$250.00	50.00
	Column: [FY14CityManagerProposed]	Budget	FTE	Position Desc.			
	Description: Upkeep of PW facility	\$750.00					
	Column Total:	\$750.00					
1000.1.300.43121.4652.00000.00.000	CS - Streets-Maint Supplies -	\$36,140.52	\$36,000.00	\$40,000.00	\$40,000.00	\$4,000.00	11.11
	Column: [FY14CityManagerProposed]	Budget	FTE	Position Desc.			
	Description: Pot hole patch, gravel, grass seed, curb, mortar	\$40,000.00					
	Column Total:	\$40,000.00					

City of Dover, New Hampshire

General Fund Expenditure Detail Report

Fiscal Year: 2013-2014

Print accounts with zero balance Round to whole dollars Account on new page

From Date: 7/1/2013

To Date: 6/30/2014

Definition: FY14 City Manager Proposed

Account	Description	FY12 Actual	FY13 Adopted Budget	FY14 Department Request	FY14 City Manager Proposed	Dollar Change	Percent Change
1000.1.300.43121.4654.00000.00.000	CS - Streets-Maint Supplies -	\$101,745.32	\$35,097.00	\$35,097.00	\$35,097.00	\$0.00	0.00
	Column: [FY14CityManagerProposed]	Budget	FTE	Position Desc.			
	Description: Parts and supplies for division vehicles	\$35,097.00					
	Column Total:	\$35,097.00					
1000.1.300.43121.4661.00000.00.000	CS - Streets-Fleet Maintenance	\$57,635.04	\$61,089.00	\$64,517.00	\$64,517.00	\$3,428.00	5.61
	Column: [FY14CityManagerProposed]	Budget	FTE	Position Desc.			
	Description: Division share of Fleet Maint. Budget	\$64,517.00					
	Column Total:	\$64,517.00					
1000.1.300.43121.4681.00000.00.000	CS - Streets-Minor Equipment	\$1,981.69	\$1,500.00	\$1,500.00	\$1,500.00	\$0.00	0.00
	Column: [FY14CityManagerProposed]	Budget	FTE	Position Desc.			
	Description: Shovels, carbide saw blades, brooms	\$750.00					
	Description: Small tools & hardware under \$500	\$750.00					
	Column Total:	\$1,500.00					
Budg_Cat: Supplies - 600		\$228,241.25	\$177,851.00	\$185,872.00	\$185,872.00	\$8,021.00	4.51
1000.1.300.43121.4715.00000.00.000	CS - Streets - Land Improvem	\$524,828.09	\$710,000.00	\$1,930,000.00	\$810,000.00	\$100,000.00	14.08
	Column: [FY14CityManagerProposed]	Budget	FTE	Position Desc.			
	Description: General Sidewalk Improvements	\$100,000.00	Adopted CIP				
	Description: General Street Improvements	\$1,800,000.00	Adopted CIP				
	Description: Union Street Design	\$30,000.00	Adopted CIP				
	Description: z CM General Reduction	(\$1,120,000.00)					
	Column Total:	\$810,000.00					
1000.1.300.43121.4715.00000.90.000	CS - Streets - Land Improvem	\$380,000.00	\$0.00	\$0.00	\$0.00	\$0.00	0.00
1000.1.300.43121.4715.00000.91.000	Land Improvements	\$16,581.25	\$0.00	\$0.00	\$0.00	\$0.00	0.00
1000.1.300.43121.4715.00000.99.000	CS - Streets - Land Improvem	\$192,668.24	\$0.00	\$0.00	\$0.00	\$0.00	0.00

City of Dover, New Hampshire

General Fund Expenditure Detail Report

Fiscal Year: 2013-2014

Print accounts with zero balance Round to whole dollars Account on new page

From Date: 7/1/2013

To Date: 6/30/2014

Definition: FY14 City Manager Proposed

Account	Description	FY12 Actual	FY13 Adopted Budget	FY14 Department Request	FY14 City Manager Proposed	Dollar Change	Percent Change
1000.1.300.43121.4730.00000.00.000	CS - Streets-Improv other than	\$0.00	\$0.00	\$262,000.00	\$179,604.00	\$179,604.00	0.00
	Column: [FY14CityManagerProposed]	Budget	FTE	Position Desc.			
	Description: Central Ave Signal Upgrade	\$187,000.00		Adopted CIP			
	Description: Traffic Calming Devices	\$75,000.00		Belknap, Cushin			
	Description: z CM General Reduction	(\$82,396.00)					
	Column Total:	\$179,604.00					
1000.1.300.43121.4741.00000.90.000	CS - Streets - Machinery & Ec	\$3,577.50	\$0.00	\$0.00	\$0.00	\$0.00	0.00
1000.1.300.43121.4752.00000.00.000	CS - Streets - Bridges	\$0.00	\$75,000.00	\$100,000.00	\$100,000.00	\$25,000.00	33.33
	Column: [FY14CityManagerProposed]	Budget	FTE	Position Desc.			
	Description: General Bridge Improvements	\$100,000.00		Adopted CIP			
	Column Total:	\$100,000.00					
Budg_Cat: Capital Outlay - 700		\$1,117,655.08	\$785,000.00	\$2,292,000.00	\$1,089,604.00	\$304,604.00	38.80
1000.1.300.43121.4810.00000.00.000	CS - Streets-Membership Due	\$0.00	\$100.00	\$100.00	\$100.00	\$0.00	0.00
	Column: [FY14CityManagerProposed]	Budget	FTE	Position Desc.			
	Description: NHPWA Membership	\$100.00					
	Column Total:	\$100.00					
Budg_Cat: Other Expenses - 800		\$0.00	\$100.00	\$100.00	\$100.00	\$0.00	0.00
Func: CS - Streets - 43121		\$1,870,686.07	\$1,544,141.00	\$3,138,108.00	\$1,877,161.00	\$333,020.00	21.57

COMMUNITY SERVICES

Division: Snow Removal

Function 43125

Mission Statement:

To provide timely and effective snow and ice removal program which prevents undue hardship on the community.

Major Services/Responsibilities:

- Plow, salt and sand roadways and designated sidewalks during snow and ice conditions.
- Remove snow in city parking lots.
- Haul and remove snow from downtown area as needed.
- Work with Dover Police on emergency response issues, such as road conditions and parking bans.

Key Fiscal Year Objectives:

- Operate with bare pavement policy on all priority streets, within 24 hours after snowstorm.
- Maintain use of salt brine as an anti-icing method, to reduce costs and protect the environment.
- Review Department snow and ice control plan to determine if changes are needed.
- Assist Police Department with snow removal at parking meter locations.

Performance Measures:

Description	FY12 Act	FY13 Est	FY14 Est
Inches of snow per year	30.5	60±	60±
Tons of salt and sand used	2344	4,000	4,000
Storm events	25	30	30
Number of parking lots plowed	25	25	25
Miles of sidewalks plowed		33	33

City of Dover, New Hampshire

General Fund Expenditure Detail Report

Fiscal Year: 2013-2014

Print accounts with zero balance Round to whole dollars Account on new page

From Date: 7/1/2013

To Date: 6/30/2014

Definition: FY14 City Manager Proposed

Account	Description	FY12 Actual	FY13 Adopted Budget	FY14 Department Request	FY14 City Manager Proposed	Dollar Change	Percent Change
1000.1.300.43125.4130.00000.00.000	CS - Snow Rmvl-Overtime Pa	\$65,972.43	\$140,000.00	\$139,068.00	\$139,068.00	(\$932.00)	(0.67)
	Column: [FY14CityManagerProposed]	Budget	FTE	Position Desc.			
	Description: 5 Year average 2008-2012	\$139,068.00					
	Column Total:	\$139,068.00					
1000.1.300.43125.4220.00000.00.000	CS - Snow Rmvl-FICA	\$3,841.59	\$9,517.00	\$9,517.00	\$9,517.00	\$0.00	0.00
	Column: [FY14CityManagerProposed]	Budget	FTE	Position Desc.			
	Description: Cost of FICA - 6.20% of Wages	\$9,517.00					
	Column Total:	\$9,517.00					
1000.1.300.43125.4225.00000.00.000	CS - Snow Rmvl-Medicare	\$898.17	\$2,226.00	\$2,226.00	\$2,226.00	\$0.00	0.00
	Column: [FY14CityManagerProposed]	Budget	FTE	Position Desc.			
	Description: Cost of Medicare - 1.45% of wages	\$2,226.00					
	Column Total:	\$2,226.00					
1000.1.300.43125.4230.00000.00.000	CS - Snow Rmvl-Retirement	\$5,770.53	\$17,023.00	\$17,023.00	\$17,023.00	\$0.00	0.00
	Column: [FY14CityManagerProposed]	Budget	FTE	Position Desc.			
	Description: Cost of NH Retirement System payments	\$17,023.00					
	Column Total:	\$17,023.00					
Budg_Cat: Personal Services - 100		\$76,482.72	\$168,766.00	\$167,834.00	\$167,834.00	(\$932.00)	(0.55)
1000.1.300.43125.4422.00000.00.000	CS - Snow Rmvl-Contract Snc	\$23,064.24	\$70,000.00	\$70,000.00	\$70,000.00	\$0.00	0.00
	Column: [FY14CityManagerProposed]	Budget	FTE	Position Desc.			
	Description: Contracted snow plowing services	\$70,000.00					
	Column Total:	\$70,000.00					

City of Dover, New Hampshire

General Fund Expenditure Detail Report

Fiscal Year: 2013-2014

Print accounts with zero balance Round to whole dollars Account on new page

From Date: 7/1/2013

To Date: 6/30/2014

Definition: FY14 City Manager Proposed

Account	Description	FY12 Actual	FY13 Adopted Budget	FY14 Department Request	FY14 City Manager Proposed	Dollar Change	Percent Change
1000.1.300.43125.4521.00000.00.000	CS - Snow Rmvl - Property In:	\$349.81	\$362.00	\$316.00	\$316.00	(\$46.00)	(12.71)
	Column: [FY14CityManagerProposed]	Budget	FTE	Position Desc.			
	Description: Cost of LGC Property Insur	\$316.00					
	Column Total:	\$316.00					
1000.1.300.43125.4524.00000.00.000	CS - Snow Rmvl-Public Liab li	\$2,091.98	\$2,092.00	\$2,092.00	\$2,092.00	\$0.00	0.00
	Column: [FY14CityManagerProposed]	Budget	FTE	Position Desc.			
	Description: Cost of LGC Public Liability Insur	\$2,092.00					
	Column Total:	\$2,092.00					
Budg_Cat: Purchased Services - 300		\$25,506.03	\$72,454.00	\$72,408.00	\$72,408.00	(\$46.00)	(0.06)
1000.1.300.43125.4612.00000.00.000	CS - Snow Rmvl-Operating St	\$157,630.30	\$183,352.00	\$209,785.00	\$189,785.00	\$6,433.00	3.51
	Column: [FY14CityManagerProposed]	Budget	FTE	Position Desc.			
	Description: Road salt, sand 5 Year average 2008-2012	\$209,785.00					
	Description: z CM General Reduction	(\$20,000.00)					
	Column Total:	\$189,785.00					
1000.1.300.43125.4631.00000.00.000	CS- Snow Rmvl - Food	\$686.62	\$500.00	\$500.00	\$500.00	\$0.00	0.00
	Column: [FY14CityManagerProposed]	Budget	FTE	Position Desc.			
	Description: Overnight snow storm food allowance	\$500.00					
	Column Total:	\$500.00					
1000.1.300.43125.4654.00000.00.000	CS - Snow Rmvl-Maint Suppli	\$2,229.16	\$10,000.00	\$10,000.00	\$10,000.00	\$0.00	0.00
	Column: [FY14CityManagerProposed]	Budget	FTE	Position Desc.			
	Description: Parts/supplies to repair div. vehicles	\$10,000.00					
	Column Total:	\$10,000.00					

City of Dover, New Hampshire

General Fund Expenditure Detail Report

Fiscal Year: 2013-2014

Print accounts with zero balance Round to whole dollars Account on new page

From Date: 7/1/2013

To Date: 6/30/2014

Definition: FY14 City Manager Proposed

Account	Description	FY12 Actual	FY13 Adopted Budget	FY14 Department Request	FY14 City Manager Proposed	Dollar Change	Percent Change
1000.1.300.43125.4681.00000.00.000	CS - Snow Rmvl-Minor Equipr	\$10,357.08	\$10,000.00	\$10,000.00	\$10,000.00	\$0.00	0.00
	Column: [FY14CityManagerProposed]	Budget	FTE	Position Desc.			
	Description: Cutting Edges	\$10,000.00					
	Column Total:	\$10,000.00					
Budg_Cat: Supplies - 600		\$170,903.16	\$203,852.00	\$230,285.00	\$210,285.00	\$6,433.00	3.16
Func: CS - Snow Rmvl - 43125		\$272,891.91	\$445,072.00	\$470,527.00	\$450,527.00	\$5,455.00	1.23

COMMUNITY SERVICES

Division: Stormwater

Function 43155

Mission Statement:

To efficiently and effectively maintain all of Dover's, storm drainage system. To continue implementing the Stormwater Management Program.

Major Services/Responsibilities:

- Satisfy requirements of stormwater permit
- Repair drainage system
- Monitor trouble spot areas of drainage system
- Catch Basin Cleaning
- Monitor ground water sampling
- Support other divisions as needed during emergencies or heavy workloads, such as water and sewer line breaks, grounds maintenance or building repairs
- Complete impervious area mapping

Key Fiscal Year Objectives:

- File a stormwater management plan for new permit.
- Continue Implementing Public Outreach Campaign
- Participate in community-wide events
- Comply with Federal EPA MS4 (Municipal Separate Storm Sewer System) Permit

Performance Measures:

Description	FY12 Act	FY13 Est	FY14 Est
Catch basin cleaning 50% of total	1294	1314	1,400

City of Dover, New Hampshire

General Fund Expenditure Detail Report

Fiscal Year: 2013-2014

Print accounts with zero balance Round to whole dollars Account on new page

From Date: 7/1/2013

To Date: 6/30/2014

Definition: FY14 City Manager Proposed

Account	Description	FY12 Actual	FY13 Adopted Budget	FY14 Department Request	FY14 City Manager Proposed	Dollar Change	Percent Change
1000.1.300.43155.4110.00000.00.000	CS Storm Water - Regular Sa	(\$671.68)	\$0.00	\$0.00	\$0.00	\$0.00	0.00
1000.1.300.43155.4115.00000.00.000	CS Storm Water - Regular Ho	\$231,499.27	\$257,788.00	\$294,415.00	\$262,888.00	\$5,100.00	1.98
Column: [FY14CityManagerProposed]		Budget	FTE	Position Desc.			
Description: 457 Incentive Pay		\$130.00	1.0000	457 Incentive			
Description: Coakley, Kevin		\$39,068.00	1.0000	Maintenance Mec			
Description: Colonna, Mark		\$42,613.00	1.0000	Truck Driver			
Description: Hilton, Warren		\$42,363.00	1.0000	Truck Driver			
Description: Reardon, Brent		\$32,506.00	1.0000	Truck Driver			
Description: Seawards, Rober		\$46,021.00	1.0000	Heavy Equipment			
Description: TBD - New Position		\$31,527.00	1.0000	Truck Driver			
Description: Truax, Dean		\$60,187.00	1.0000	Maintenance Mec			
Description: z CM Remove New Truck Driver Position		(\$31,527.00)	-1.0000				
Column Total:		\$262,888.00					
1000.1.300.43155.4130.00000.00.000	CS Storm Water - Overtime P	\$3,929.22	\$5,000.00	\$5,000.00	\$5,000.00	\$0.00	0.00
Column: [FY14CityManagerProposed]		Budget	FTE	Position Desc.			
Description: Unscheduled Overtime pay		\$5,000.00					
Column Total:		\$5,000.00					
1000.1.300.43155.4170.00000.00.000	CS Storm Water - Longevity F	\$3,138.46	\$3,200.00	\$3,200.00	\$3,200.00	\$0.00	0.00
Column: [FY14CityManagerProposed]		Budget	FTE	Position Desc.			
Description: 2 @ 5-9 years		\$800.00		\$400 each			
Description: 3 @ 9-14 years		\$2,400.00		\$800 each			
Column Total:		\$3,200.00					

City of Dover, New Hampshire

General Fund Expenditure Detail Report

Fiscal Year: 2013-2014

Print accounts with zero balance Round to whole dollars Account on new page

From Date: 7/1/2013

To Date: 6/30/2014

Definition: FY14 City Manager Proposed

Account	Description	FY12 Actual	FY13 Adopted Budget	FY14 Department Request	FY14 City Manager Proposed	Dollar Change	Percent Change
1000.1.300.43155.4211.00000.00.000	CS Storm Water - Health Insu	\$75,659.67	\$99,479.00	\$119,183.00	\$93,440.00	(\$6,039.00)	(6.07)
	Column: [FY14CityManagerProposed]	Budget	FTE	Position Desc.			
	Description: Medical premiums to LGC Health Trust	\$119,183.00					
	Description: z CM Reduction - Savings Actual Rate vs GMR	(\$1,083.00)					
	Description: z CM Remove New Truck Driver Position	(\$24,660.00)					
	Column Total:	\$93,440.00					
1000.1.300.43155.4213.00000.00.000	CS Storm Water - Dental Insu	\$3,592.21	\$3,294.00	\$4,063.00	\$3,326.00	\$32.00	0.97
	Column: [FY14CityManagerProposed]	Budget	FTE	Position Desc.			
	Description: Dental premiums to LGC Health Trust	\$4,063.00					
	Description: z CM Remove New Truck Driver Position	(\$737.00)					
	Column Total:	\$3,326.00					
1000.1.300.43155.4213.00000.00.000	CS Storm Water - Life Insurar	\$493.74	\$691.00	\$706.00	\$630.00	(\$61.00)	(8.83)
	Column: [FY14CityManagerProposed]	Budget	FTE	Position Desc.			
	Description: Life premiums to LGC Health Trust	\$706.00					
	Description: z CM Remove New Truck Driver Position	(\$76.00)					
	Column Total:	\$630.00					
1000.1.300.43155.4220.00000.00.000	CS Storm Water - FICA	\$16,540.41	\$17,383.00	\$17,451.00	\$15,947.00	(\$1,436.00)	(8.26)
	Column: [FY14CityManagerProposed]	Budget	FTE	Position Desc.			
	Description: Cost of FICA - 6.2% of Wages	\$17,451.00					
	Description: z CM Remove New Truck Driver Position	(\$1,504.00)					
	Column Total:	\$15,947.00					

City of Dover, New Hampshire

General Fund Expenditure Detail Report

Fiscal Year: 2013-2014

Print accounts with zero balance Round to whole dollars Account on new page

From Date: 7/1/2013

To Date: 6/30/2014

Definition: FY14 City Manager Proposed

Account	Description	FY12 Actual	FY13 Adopted Budget	FY14 Department Request	FY14 City Manager Proposed	Dollar Change	Percent Change
1000.1.300.43155.4225.00000.00.000	CS Storm Water - Medicare	\$3,868.40	\$4,066.00	\$4,081.00	\$3,729.00	(\$337.00)	(8.29)
	Column: [FY14CityManagerProposed]	Budget	FTE	Position Desc.			
	Description: Cost of Medi - 1.45% of Wages	\$4,081.00					
	Description: z CM Remove New Truck Driver Position	(\$352.00)					
	Column Total:	\$3,729.00					
1000.1.300.43155.4230.00000.00.000	CS Storm Water - Retirement	\$21,788.42	\$26,076.00	\$32,592.00	\$29,197.00	\$3,121.00	11.97
	Column: [FY14CityManagerProposed]	Budget	FTE	Position Desc.			
	Description: Cost of NH Retirement System Payments	\$32,592.00					
	Description: z CM Remove New Truck Driver Position	(\$3,395.00)					
	Column Total:	\$29,197.00					
1000.1.300.43155.4240.00000.00.000	CS Storm Water - Staff Develk	\$380.00	\$1,500.00	\$1,500.00	\$1,500.00	\$0.00	0.00
	Column: [FY14CityManagerProposed]	Budget	FTE	Position Desc.			
	Description: Classes, Conferences, Seminars	\$1,500.00					
	Column Total:	\$1,500.00					
1000.1.300.43155.4260.00000.00.000	CS Storm Water - Workers Cc	\$7,773.00	\$7,773.00	\$31,778.00	\$31,778.00	\$24,005.00	308.83
	Column: [FY14CityManagerProposed]	Budget	FTE	Position Desc.			
	Description: Workers Comp self insured	\$31,778.00					
	Column Total:	\$31,778.00					
1000.1.300.43155.4290.00000.00.000	CS Storm Water - FSA Fees	\$0.00	\$66.00	\$0.00	\$0.00	(\$66.00)	(100.00)
Budg_Cat: Personal Services - 100		\$367,991.12	\$426,316.00	\$513,969.00	\$450,635.00	\$24,319.00	5.70

City of Dover, New Hampshire

General Fund Expenditure Detail Report

Fiscal Year: 2013-2014

Print accounts with zero balance Round to whole dollars Account on new page

From Date: 7/1/2013

To Date: 6/30/2014

Definition: FY14 City Manager Proposed

Account	Description	FY12 Actual	FY13 Adopted Budget	FY14 Department Request	FY14 City Manager Proposed	Dollar Change	Percent Change
1000.1.300.43155.4339.00000.00.000	CS Storm Water - Consulting	\$0.00	\$2,500.00	\$2,500.00	\$2,500.00	\$0.00	0.00
	Column: [FY14CityManagerProposed]	Budget	FTE	Position Desc.			
	Description: NHDES Groundwater Sampling (River St. Mast Rd.)	\$2,500.00					
	Column Total:	\$2,500.00					
1000.1.300.43155.4411.00000.00.000	CS Storm Water - Water & Se	\$459.26	\$1,000.00	\$1,000.00	\$1,000.00	\$0.00	0.00
	Column: [FY14CityManagerProposed]	Budget	FTE	Position Desc.			
	Description: Water & Sewer expenses	\$1,000.00					
	Column Total:	\$1,000.00					
1000.1.300.43155.4433.00000.00.000	CS Storm Water - Maint Chrgs	\$0.00	\$500.00	\$500.00	\$500.00	\$0.00	0.00
	Column: [FY14CityManagerProposed]	Budget	FTE	Position Desc.			
	Description: Repairs to radio & Equipment	\$500.00					
	Column Total:	\$500.00					
1000.1.300.43155.4435.00000.00.000	CS Storm Water - Maint Chrgs	\$891.50	\$920.00	\$1,349.00	\$1,349.00	\$429.00	46.63
	Column: [FY14CityManagerProposed]	Budget	FTE	Position Desc.			
	Description: Division share of DoverNet support	\$765.00					
	Description: Division Share of Ikon Copier	\$188.00					
	Description: Division Share of PC Replacement	\$336.00					
	Description: Division Share of Simplex time recorder	\$60.00					
	Column Total:	\$1,349.00					
1000.1.300.43155.4443.00000.00.000	CS Storm Water - Rental of E	\$36,852.75	\$63,174.00	\$63,148.00	\$63,148.00	(\$26.00)	(0.04)
	Column: [FY14CityManagerProposed]	Budget	FTE	Position Desc.			
	Description: Catch Basin Cleaning	\$60,000.00					
	Description: Division Share of Ikon Copier	\$148.00					
	Description: Eq. Rental Private Contractors	\$3,000.00					
	Column Total:	\$63,148.00					

City of Dover, New Hampshire

General Fund Expenditure Detail Report

Fiscal Year: 2013-2014

Print accounts with zero balance Round to whole dollars Account on new page

From Date: 7/1/2013

To Date: 6/30/2014

Definition: FY14 City Manager Proposed

Account	Description	FY12 Actual	FY13 Adopted Budget	FY14 Department Request	FY14 City Manager Proposed	Dollar Change	Percent Change
1000.1.300.43155.4521.00000.00.000	CS Storm Water - Property Ins	\$2,462.16	\$2,550.00	\$2,607.00	\$2,607.00	\$57.00	2.24
	Column: [FY14CityManagerProposed]	Budget	FTE	Position Desc.			
	Description: Cost of LGC Property Insurance	\$2,607.00					
	Column Total:	\$2,607.00					
1000.1.300.43155.4522.00000.00.000	CS Storm Water - Vehicle & E	\$5,012.14	\$5,159.00	\$5,383.00	\$5,383.00	\$224.00	4.34
	Column: [FY14CityManagerProposed]	Budget	FTE	Position Desc.			
	Description: Cost of LGC Vehicle Insurance	\$5,383.00					
	Column Total:	\$5,383.00					
1000.1.300.43155.4524.00000.00.000	CS Storm Water - Public Liab	\$2,773.81	\$2,774.00	\$2,775.00	\$2,775.00	\$1.00	0.04
	Column: [FY14CityManagerProposed]	Budget	FTE	Position Desc.			
	Description: Cost of LGC Liability Insurance	\$2,775.00					
	Column Total:	\$2,775.00					
1000.1.300.43155.4531.00000.00.000	Telecommunications	\$5,800.00	\$5,800.00	\$5,743.00	\$5,743.00	(\$57.00)	(0.98)
	Column: [FY14CityManagerProposed]	Budget	FTE	Position Desc.			
	Description: Services/equipment for voice, fax, data, wireless	\$5,743.00					
	Column Total:	\$5,743.00					
1000.1.300.43155.4550.00000.00.000	CS Storm Water - Printing & E	\$170.84	\$0.00	\$0.00	\$0.00	\$0.00	0.00
Budg_Cat: Purchased Services - 300		\$54,422.46	\$84,377.00	\$85,005.00	\$85,005.00	\$628.00	0.74
1000.1.300.43155.4611.00000.00.000	CS Storm Water - Office Supp	\$346.26	\$500.00	\$500.00	\$500.00	\$0.00	0.00
	Column: [FY14CityManagerProposed]	Budget	FTE	Position Desc.			
	Description: Misc. office supplies	\$500.00					
	Column Total:	\$500.00					

City of Dover, New Hampshire

General Fund Expenditure Detail Report

Fiscal Year: 2013-2014

Print accounts with zero balance Round to whole dollars Account on new page

From Date: 7/1/2013

To Date: 6/30/2014

Definition: FY14 City Manager Proposed

Account	Description	FY12 Actual	FY13 Adopted Budget	FY14 Department Request	FY14 City Manager Proposed	Dollar Change	Percent Change
1000.1.300.43155.4612.00000.00.000	CS Storm Water - Operating Expenses	\$496.60	\$900.00	\$900.00	\$900.00	\$0.00	0.00
	Column: [FY14CityManagerProposed]	Budget	FTE	Position Desc.			
	Description: Industrial cleaning and safety supplies	\$900.00					
	Column Total:	\$900.00					
1000.1.300.43155.4615.00000.00.000	CS Storm Water - Clothing & Personal Care	\$5,789.82	\$3,370.00	\$3,370.00	\$3,370.00	\$0.00	0.00
	Column: [FY14CityManagerProposed]	Budget	FTE	Position Desc.			
	Description: Raingear & gloves	\$180.00					
	Description: Safety Shoes AFSCME 4 @ \$300	\$1,200.00					
	Description: Safety Shoes DPEA 1 @ \$300	\$300.00					
	Description: Uniforms 5@ \$338	\$1,690.00					
	Column Total:	\$3,370.00					
1000.1.300.43155.4626.00000.00.000	CS Storm Water - Vehicle Fuel	\$25,180.67	\$38,145.00	\$38,488.00	\$33,488.00	(\$4,657.00)	(12.21)
	Column: [FY14CityManagerProposed]	Budget	FTE	Position Desc.			
	Description: 1,620 gals off road diesel @ 3.53	\$5,718.00					
	Description: 1,822 gals @ \$3.46 unleaded	\$6,304.00					
	Description: 6,856 gals @ \$3.86 diesel	\$26,466.00					
	Description: z CM General Reduction	(\$5,000.00)					
	Column Total:	\$33,488.00					
1000.1.300.43155.4631.00000.00.000	CS Storm Water - Food/Food Service	\$0.00	\$250.00	\$250.00	\$250.00	\$0.00	0.00
	Column: [FY14CityManagerProposed]	Budget	FTE	Position Desc.			
	Description: Public events and meetings	\$250.00					
	Column Total:	\$250.00					
1000.1.300.43155.4651.00000.00.000	CS Storm Water - Maint Support	\$0.00	\$500.00	\$750.00	\$750.00	\$250.00	50.00
	Column: [FY14CityManagerProposed]	Budget	FTE	Position Desc.			
	Description: Upkeep of PWF	\$750.00					
	Column Total:	\$750.00					

City of Dover, New Hampshire

General Fund Expenditure Detail Report

Fiscal Year: 2013-2014

Print accounts with zero balance Round to whole dollars Account on new page

From Date: 7/1/2013

To Date: 6/30/2014

Definition: FY14 City Manager Proposed

Account	Description	FY12 Actual	FY13 Adopted Budget	FY14 Department Request	FY14 City Manager Proposed	Dollar Change	Percent Change
1000.1.300.43155.4652.00000.00.000	CS Storm Water-Maint Suppli	\$24,792.35	\$40,000.00	\$40,000.00	\$40,000.00	\$0.00	0.00
	Column: [FY14CityManagerProposed]	Budget	FTE	Position Desc.			
	Description: Pavement for drainage & catch basins	\$10,000.00					
	Description: Pipe, structures, gravel, stone, mortar	\$30,000.00					
	Column Total:	\$40,000.00					
1000.1.300.43155.4654.00000.00.000	CS Storm Water - Maint Supp	\$39,313.56	\$35,096.00	\$35,096.00	\$35,096.00	\$0.00	0.00
	Column: [FY14CityManagerProposed]	Budget	FTE	Position Desc.			
	Description: Parts & Supplies Division vehicles	\$35,096.00					
	Column Total:	\$35,096.00					
1000.1.300.43155.4661.00000.00.000	CS Storm Water - Fleet Maint	\$57,635.04	\$61,089.00	\$64,517.00	\$64,517.00	\$3,428.00	5.61
	Column: [FY14CityManagerProposed]	Budget	FTE	Position Desc.			
	Description: Division share of Fleet Maint. Budget	\$64,517.00					
	Column Total:	\$64,517.00					
1000.1.300.43155.4681.00000.00.000	CS Storm Water - Minor Equip	\$1,357.68	\$1,500.00	\$1,500.00	\$1,500.00	\$0.00	0.00
	Column: [FY14CityManagerProposed]	Budget	FTE	Position Desc.			
	Description: Shovels carbide saw blades	\$750.00					
	Description: Small tools & hardware under \$500	\$750.00					
	Column Total:	\$1,500.00					
Budg_Cat: Supplies - 600		\$154,911.98	\$181,350.00	\$185,371.00	\$180,371.00	(\$979.00)	(0.54)
1000.1.300.43155.4715.00000.00.000	CS Storm Water - Land Impro	\$113,049.83	\$175,000.00	\$225,000.00	\$175,000.00	\$0.00	0.00
	Column: [FY14CityManagerProposed]	Budget	FTE	Position Desc.			
	Description: General Drainage Improvements	\$150,000.00	Adopted CIP				
	Description: Old Colony Road Drainage	\$75,000.00	Adopted CIP				
	Description: z CM General Reduction	(\$50,000.00)					
	Column Total:	\$175,000.00					

City of Dover, New Hampshire

General Fund Expenditure Detail Report

Fiscal Year: 2013-2014

Print accounts with zero balance Round to whole dollars Account on new page

From Date: 7/1/2013

To Date: 6/30/2014

Definition: FY14 City Manager Proposed

Account	Description	FY12 Actual	FY13 Adopted Budget	FY14 Department Request	FY14 City Manager Proposed	Dollar Change	Percent Change
Budg_Cat: Capital Outlay - 700		\$113,049.83	\$175,000.00	\$225,000.00	\$175,000.00	\$0.00	0.00
1000.1.300.43155.4810.00000.00.000	CS Storm Water - Membershi	\$100.00	\$0.00	\$0.00	\$0.00	\$0.00	0.00
1000.1.300.43155.4819.00000.00.000	CS Storm Water - Fees & Cha	\$800.00	\$900.00	\$900.00	\$900.00	\$0.00	0.00
Column: [FY14CityManagerProposed]	Budget		FTE	Position Desc.			
Description: Annual Dam Registration	\$900.00						
Column Total:	\$900.00						
Budg_Cat: Other Expenses - 800		\$900.00	\$900.00	\$900.00	\$900.00	\$0.00	0.00
Func: CS - Storm Water - 43155		\$691,275.39	\$867,943.00	\$1,010,245.00	\$891,911.00	\$23,968.00	2.76

This page intentionally left blank.

COMMUNITY SERVICES

Division: Street Lighting

Function 43160

Mission Statement:

To provide traffic and street lighting on City streets in order to keep the public safe.

Major Services/Responsibilities:

- Maintain all City street lights and replace as necessary.
- Maintain all City traffic lights, including warning and school zone lights, and replace as necessary.

Key Fiscal Year Objectives:

- Continue to look for ways to reduce the electrical costs of lighting, while keeping safety in mind.
- Install LED lighting in several public areas
- Continued reducing street lights as opportunities arise.

Performance Measures:

Description	FY12 Act	FY13 Act	FY14 Est
Street lights maintained	1,778	1,778	1,778
Traffic Light Systems	41	41	41

City of Dover, New Hampshire

General Fund Expenditure Detail Report

Fiscal Year: 2013-2014

Print accounts with zero balance Round to whole dollars Account on new page

From Date: 7/1/2013

To Date: 6/30/2014

Definition: FY14 City Manager Proposed

Account	Description	FY12 Actual	FY13 Adopted Budget	FY14 Department Request	FY14 City Manager Proposed	Dollar Change	Percent Change
1000.1.300.43160.4524.00000.00.000	CS - Street Lighting - Public L	\$1,941.61	\$1,942.00	\$1,942.00	\$1,942.00	\$0.00	0.00
	Column: [FY14CityManagerProposed]	Budget	FTE	Position Desc.			
	Description: Cost of LGC Public Liability Insur	\$1,942.00					
	Column Total:	\$1,942.00					
Budg_Cat: Purchased Services - 300		\$1,941.61	\$1,942.00	\$1,942.00	\$1,942.00	\$0.00	0.00
1000.1.300.43160.4622.00000.00.000	CS - Street Lighting - Electrici	\$280,941.40	\$281,500.00	\$278,438.00	\$278,438.00	(\$3,062.00)	(1.09)
	Column: [FY14CityManagerProposed]	Budget	FTE	Position Desc.			
	Description: 846,052 KWH PSNH	\$278,438.00					
	Column Total:	\$278,438.00					
1000.1.300.43160.4653.00000.00.000	CS - Street Lighting - Maint St	\$3,137.35	\$3,000.00	\$6,000.00	\$6,000.00	\$3,000.00	100.00
	Column: [FY14CityManagerProposed]	Budget	FTE	Position Desc.			
	Description: Bulbs and supplies	\$1,000.00					
	Description: Downtown decorative lights	\$5,000.00					
	Column Total:	\$6,000.00					
Budg_Cat: Supplies - 600		\$284,078.75	\$284,500.00	\$284,438.00	\$284,438.00	(\$62.00)	(0.02)
Func: CS - Street Lighting - 43160		\$286,020.36	\$286,442.00	\$286,380.00	\$286,380.00	(\$62.00)	(0.02)

COMMUNITY SERVICES

Division: Facilities and Grounds

Function 43180

Mission Statement:

Provide and maintain safe and clean city buildings, parks, playgrounds, ball fields, trails, equipment and other facilities for the safety and quality of life to the community. Maintain municipal traffic light system, all city trees and traffic signs.

Major Services/Responsibilities:

- Design, construct, install and repair equipment and facilities.
- Construct, repair and maintain all buildings using carpentry, mechanical, plumbing, electrical, sheet metal, and welding skills.
- Maintain the equipment necessary to perform landscaping, field maintenance, construction, and tree maintenance.
- Perform landscaping, brush and tree removal at all City facilities.
- Groom, mow and line ball fields.
- Perform custodial duties at all City facilities.
- Coordinate maintenance schedules with other divisions.
- Maintains and installs all City signage.
- Maintain the Community Trail with the assistance of volunteers.

Key Fiscal Year Objectives:

- Upgrade vehicles and equipment.
- Continue staff development and safety awareness.
- Continue to share resources with other departments and agencies.
- Develop a computerized maintenance inventory schedule.
- Monitor Energy Management System for facilities to improve efficiency and achieve cost savings.
- Continue City wide tree maintenance program.
- Successful coordination of field/facility availability with Recreation programs.
- Continue turf treatment program to improve quality of playing fields and public turf areas.
- Assist in the revamping of the signage for the downtown and municipal parking areas.

Performance Measures:

Description	FY12 Act	FY13 Act	FY14 Est
Acres of grounds maintained	325	325	325
Buildings maintained	20	20	20

City of Dover, New Hampshire

General Fund Expenditure Detail Report

Fiscal Year: 2013-2014

Print accounts with zero balance Round to whole dollars Account on new page

From Date: 7/1/2013

To Date: 6/30/2014

Definition: FY14 City Manager Proposed

Account	Description	FY12 Actual	FY13 Adopted Budget	FY14 Department Request	FY14 City Manager Proposed	Dollar Change	Percent Change
1000.1.300.43180.4110.00000.00.000	CS - Fac & Gr-Regular Salarie	\$78,385.20	\$80,406.00	\$81,197.00	\$81,197.00	\$791.00	0.98
	Column: [FY14CityManagerProposed]	Budget	FTE	Position Desc.			
	Description: Sirois, Sharon	\$81,197.00	1.0000	Fac -Ground-Cem			
	Column Total:	\$81,197.00					
1000.1.300.43180.4115.00000.00.000	CS - Fac & Gr-Regular Hourly	\$235,582.27	\$229,640.00	\$280,439.00	\$280,439.00	\$50,799.00	22.12
	Column: [FY14CityManagerProposed]	Budget	FTE	Position Desc.			
	Description: 457 Incentive Pay	\$666.00	1.0000	457 Incentive			
	Description: Dimon, Thomas L	\$41,152.00	1.0000	Truck Driver			
	Description: Hultgren, Michael	\$44,406.00	1.0000	Maintenance Spe			
	Description: Talon, Paul M	\$62,384.00	1.0000	Maintenance Spe			
	Description: Thibodeau, Jason C	\$33,678.00	1.0000	Maintenance Spe			
	Description: Turcotte, Vincent	\$42,613.00	1.0000	Truck Driver			
	Description: Vansylvong, Thavone	\$10,860.00	0.4000	Custodian			
	Description: Wilson, Michael T	\$44,680.00	1.0000	Maintenance Spe			
	Column Total:	\$280,439.00					
1000.1.300.43180.4120.00000.00.000	CS - Fac & Gr - Temporary Er	\$45,546.38	\$47,811.00	\$47,811.00	\$47,811.00	\$0.00	0.00
	Column: [FY14CityManagerProposed]	Budget	FTE	Position Desc.			
	Description: 4 Snl Maint Worker III SFT 4,810 hrs/yr	\$47,811.00					
	Column Total:	\$47,811.00					
1000.1.300.43180.4130.00000.00.000	CS - Fac & Gr-Overtime Pay	\$11,831.94	\$11,000.00	\$11,000.00	\$11,000.00	\$0.00	0.00
	Column: [FY14CityManagerProposed]	Budget	FTE	Position Desc.			
	Description: Special Events and emergency calls	\$11,000.00					
	Column Total:	\$11,000.00					

City of Dover, New Hampshire

General Fund Expenditure Detail Report

Fiscal Year: 2013-2014

Print accounts with zero balance Round to whole dollars Account on new page

From Date: 7/1/2013

To Date: 6/30/2014

Definition: FY14 City Manager Proposed

Account	Description	FY12 Actual	FY13 Adopted Budget	FY14 Department Request	FY14 City Manager Proposed	Dollar Change	Percent Change
1000.1.300.43180.4170.00000.00.000	CS - Fac & Gr-Longevity Pay	\$10,492.31	\$6,000.00	\$8,400.00	\$8,400.00	\$2,400.00	40.00
	Column: [FY14CityManagerProposed]	Budget	FTE	Position Desc.			
	Description: 1 @ 5-9 years	\$400.00	\$400	each			
	Description: 2 @ 10 -14 years	\$1,600.00	\$800	each			
	Description: 4 @ 20 and above years	\$6,400.00	\$1,600	each			
	Column Total:	\$8,400.00					
1000.1.300.43180.4211.00000.00.000	CS - Fac & Gr-Health Insuran	\$108,947.93	\$86,381.00	\$103,751.00	\$102,562.00	\$16,181.00	18.73
	Column: [FY14CityManagerProposed]	Budget	FTE	Position Desc.			
	Description: Medical Premiums to LGC HealthTrust	\$103,751.00					
	Description: z CM Reduction - Savings Actual Rate vs GMR	(\$1,189.00)					
	Column Total:	\$102,562.00					
1000.1.300.43180.4212.00000.00.000	CS - Fac & Gr-Dental Insuran	\$4,822.61	\$3,659.00	\$4,079.00	\$4,079.00	\$420.00	11.48
	Column: [FY14CityManagerProposed]	Budget	FTE	Position Desc.			
	Description: Dental Premiums to LGC HealthTrust	\$4,079.00					
	Column Total:	\$4,079.00					
1000.1.300.43180.4213.00000.00.000	CS - Fac & Gr-Life Insurance	\$679.18	\$711.00	\$840.00	\$840.00	\$129.00	18.14
	Column: [FY14CityManagerProposed]	Budget	FTE	Position Desc.			
	Description: Life Premiums to LGC HealthTrust	\$840.00					
	Column Total:	\$840.00					
1000.1.300.43180.4220.00000.00.000	CS - Fac & Gr-FICA	\$22,645.54	\$21,959.00	\$24,817.00	\$24,817.00	\$2,858.00	13.02
	Column: [FY14CityManagerProposed]	Budget	FTE	Position Desc.			
	Description: Cost of FICA - 6.2% of Wages	\$24,817.00					
	Column Total:	\$24,817.00					

City of Dover, New Hampshire

General Fund Expenditure Detail Report

Fiscal Year: 2013-2014

Print accounts with zero balance Round to whole dollars Account on new page

From Date: 7/1/2013

To Date: 6/30/2014

Definition: FY14 City Manager Proposed

Account	Description	FY12 Actual	FY13 Adopted Budget	FY14 Department Request	FY14 City Manager Proposed	Dollar Change	Percent Change
1000.1.300.43180.4225.00000.00.000	CS - Fac & Gr-Medicare	\$5,296.74	\$5,153.00	\$5,804.00	\$5,804.00	\$651.00	12.63
	Column: [FY14CityManagerProposed]	Budget	FTE	Position Desc.			
	Description: Cost of Medicare - 1.45% of wages	\$5,804.00					
	Column Total:	\$5,804.00					
1000.1.300.43180.4230.00000.00.000	CS - Fac & Gr-Retirement	\$29,234.08	\$27,634.00	\$39,868.00	\$39,868.00	\$12,234.00	44.27
	Column: [FY14CityManagerProposed]	Budget	FTE	Position Desc.			
	Description: Cost of NH Retirement System payments	\$39,868.00					
	Column Total:	\$39,868.00					
1000.1.300.43180.4240.00000.00.000	CS - Fac & Gr-Staff Developpr	\$570.00	\$700.00	\$700.00	\$700.00	\$0.00	0.00
	Column: [FY14CityManagerProposed]	Budget	FTE	Position Desc.			
	Description: Safety and Professional seminars	\$700.00					
	Column Total:	\$700.00					
1000.1.300.43180.4260.00000.00.000	CS - Fac & Gr-Worker's Comp	\$10,842.00	\$10,842.00	\$18,066.00	\$18,066.00	\$7,224.00	66.63
	Column: [FY14CityManagerProposed]	Budget	FTE	Position Desc.			
	Description: Workers Comp allocation of self insurance	\$18,066.00					
	Column Total:	\$18,066.00					
1000.1.300.43180.4290.00000.00.000	CS - Fac & Gr-FSA Fees	\$0.00	\$66.00	\$0.00	\$0.00	(\$66.00)	(100.00)
Budg_Cat: Personal Services - 100		\$564,876.18	\$531,962.00	\$626,772.00	\$625,583.00	\$93,621.00	17.60
1000.1.300.43180.4336.00000.00.000	CS - Fac & Gr-Medical Servic	\$1,093.00	\$500.00	\$500.00	\$500.00	\$0.00	0.00
	Column: [FY14CityManagerProposed]	Budget	FTE	Position Desc.			
	Description: Physical exams for new employees	\$500.00					
	Column Total:	\$500.00					

City of Dover, New Hampshire

General Fund Expenditure Detail Report

Fiscal Year: 2013-2014

Print accounts with zero balance Round to whole dollars Account on new page

From Date: 7/1/2013

To Date: 6/30/2014

Definition: FY14 City Manager Proposed

Account	Description	FY12 Actual	FY13 Adopted Budget	FY14 Department Request	FY14 City Manager Proposed	Dollar Change	Percent Change
1000.1.300.43180.4411.00000.00.000	CS - Fac & Gr-Water And Sev	\$337.31	\$2,203.00	\$8,950.00	\$8,950.00	\$6,747.00	306.26
	Column: [FY14CityManagerProposed]	Budget	FTE	Position Desc.			
	Description: Guppy Park - Service ID 19105	\$125.00					
	Description: Hancock Park - Service ID 19291	\$125.00					
	Description: Henry Law Rotary Park - Service ID12489	\$5,603.00					
	Description: Long Hill Road Park - Service ID 18521	\$3,700.00					
	Description: z Energy Savings Estimate FY14	(\$603.00)					
	Column Total:	\$8,950.00					
1000.1.300.43180.4431.00000.00.000	CS - Fac & Gr-Maint Chrgs - E	\$53,867.60	\$69,900.00	\$74,900.00	\$74,900.00	\$5,000.00	7.15
	Column: [FY14CityManagerProposed]	Budget	FTE	Position Desc.			
	Description: HVAC Maintenance	\$44,900.00					
	Description: Various building maintenance	\$30,000.00					
	Column Total:	\$74,900.00					
1000.1.300.43180.4432.00000.00.000	CS - Fac & Gr-Maint Chrgs - I	\$65,698.62	\$77,000.00	\$86,000.00	\$86,000.00	\$9,000.00	11.69
	Column: [FY14CityManagerProposed]	Budget	FTE	Position Desc.			
	Description: Contract field maint./mowing	\$40,000.00					
	Description: Contract tree removal	\$30,000.00					
	Description: Field and lawn treatments	\$14,000.00					
	Description: Stump grinding	\$2,000.00					
	Column Total:	\$86,000.00					
1000.1.300.43180.4433.00000.00.000	CS - Fac & Gr-Maint Chrgs - F	\$2,052.29	\$3,000.00	\$3,000.00	\$3,000.00	\$0.00	0.00
	Column: [FY14CityManagerProposed]	Budget	FTE	Position Desc.			
	Description: Repairs to small tools & equipment	\$3,000.00					
	Column Total:	\$3,000.00					

City of Dover, New Hampshire

General Fund Expenditure Detail Report

Fiscal Year: 2013-2014

Print accounts with zero balance Round to whole dollars Account on new page

From Date: 7/1/2013

To Date: 6/30/2014

Definition: FY14 City Manager Proposed

Account	Description	FY12 Actual	FY13 Adopted Budget	FY14 Department Request	FY14 City Manager Proposed	Dollar Change	Percent Change
1000.1.300.43180.4435.00000.00.000	CS - Fac & Gr-Maint Chrgs - C	\$2,848.08	\$2,439.00	\$3,518.00	\$3,518.00	\$1,079.00	44.24
	Column: [FY14CityManagerProposed]	Budget	FTE	Position Desc.			
	Description: Division share of DoverNet support	\$2,439.00					
	Description: Division share PC Replacement	\$1,079.00					
	Column Total:	\$3,518.00					
1000.1.300.43180.4443.00000.00.000	CS - Fac & Gr - Rental of Equi	\$330.00	\$1,000.00	\$1,000.00	\$1,000.00	\$0.00	0.00
	Column: [FY14CityManagerProposed]	Budget	FTE	Position Desc.			
	Description: 1/2 Copier Rental	\$500.00					
	Description: Tools & Equipment	\$500.00					
	Column Total:	\$1,000.00					
1000.1.300.43180.4521.00000.00.000	CS - Fac & Gr-Property Insura	\$2,080.63	\$2,096.00	\$2,457.00	\$2,457.00	\$361.00	17.22
	Column: [FY14CityManagerProposed]	Budget	FTE	Position Desc.			
	Description: Cost of LGC Property Insur	\$2,457.00					
	Column Total:	\$2,457.00					
1000.1.300.43180.4522.00000.00.000	CS - Fac & Gr-Vehicle & Equi	\$3,700.76	\$3,589.00	\$4,486.00	\$4,486.00	\$897.00	24.99
	Column: [FY14CityManagerProposed]	Budget	FTE	Position Desc.			
	Description: Cost of LGC Vehicle Insur	\$4,486.00					
	Column Total:	\$4,486.00					
1000.1.300.43180.4524.00000.00.000	CS - Fac & Gr-Public Liab Insi	\$4,558.68	\$4,559.00	\$4,559.00	\$4,559.00	\$0.00	0.00
	Column: [FY14CityManagerProposed]	Budget	FTE	Position Desc.			
	Description: Cost of LGC Public Liability Insur	\$4,559.00					
	Column Total:	\$4,559.00					
1000.1.300.43180.4531.00000.00.000	Telecommunications	\$2,160.81	\$2,950.00	\$3,516.00	\$3,516.00	\$566.00	19.19
	Column: [FY14CityManagerProposed]	Budget	FTE	Position Desc.			
	Description: Services/equipment for voice, fax, data, wireless	\$3,516.00					
	Column Total:	\$3,516.00					

City of Dover, New Hampshire

General Fund Expenditure Detail Report

Fiscal Year: 2013-2014

Print accounts with zero balance Round to whole dollars Account on new page

From Date: 7/1/2013

To Date: 6/30/2014

Definition: FY14 City Manager Proposed

Account	Description	FY12 Actual	FY13 Adopted Budget	FY14 Department Request	FY14 City Manager Proposed	Dollar Change	Percent Change
Budg_Cat: Purchased Services - 300		\$138,727.78	\$169,236.00	\$192,886.00	\$192,886.00	\$23,650.00	13.97
1000.1.300.43180.4611.00000.00.000	CS - Fac & Gr-Office Supplies	\$466.86	\$800.00	\$800.00	\$800.00	\$0.00	0.00
	Column: [FY14CityManagerProposed]	Budget	FTE	Position Desc.			
	Description: General office supplies	\$800.00					
	Column Total:	\$800.00					
1000.1.300.43180.4612.00000.00.000	CS - Fac & Gr-Operating Supp	\$5,287.59	\$4,900.00	\$4,900.00	\$4,900.00	\$0.00	0.00
	Column: [FY14CityManagerProposed]	Budget	FTE	Position Desc.			
	Description: Gauze, bandages, tape, cold packs, etc.	\$1,250.00					
	Description: Public Works Facility supplies	\$2,650.00					
	Description: Safety supplies	\$1,000.00					
	Column Total:	\$4,900.00					
1000.1.300.43180.4615.00000.00.000	CS - Fac & Gr-Clothing & Unif	\$5,502.45	\$5,504.00	\$5,504.00	\$5,504.00	\$0.00	0.00
	Column: [FY14CityManagerProposed]	Budget	FTE	Position Desc.			
	Description: Safety boots - seasonal staff 5 @ \$100 ea	\$500.00					
	Description: Safety boots- per union contract DPEA 2 @ \$250 ea	\$500.00					
	Description: Safety boots-per union contract AFSCM 6 @ \$300 ea	\$1,800.00					
	Description: Uniforms	\$2,704.00					
	Column Total:	\$5,504.00					
1000.1.300.43180.4621.00000.00.000	CS - Fac & Gr-Natural Gas	\$13,134.30	\$7,329.00	\$4,861.00	\$4,861.00	(\$2,468.00)	(33.67)
	Column: [FY14CityManagerProposed]	Budget	FTE	Position Desc.			
	Description: PWF 12,052 Therms @ \$1.21 33% each Water & Sewer	\$5,997.00					
	Description: z Energy Savings Estimate FY14	(\$1,136.00)					
	Column Total:	\$4,861.00					

City of Dover, New Hampshire

General Fund Expenditure Detail Report

Fiscal Year: 2013-2014

Print accounts with zero balance Round to whole dollars Account on new page

From Date: 7/1/2013

To Date: 6/30/2014

Definition: FY14 City Manager Proposed

Account	Description	FY12 Actual	FY13 Adopted Budget	FY14 Department Request	FY14 City Manager Proposed	Dollar Change	Percent Change
1000.1.300.43180.4622.00000.00.000	CS - Fac & Gr-Electricity	\$32,493.99	\$14,795.00	\$13,642.00	\$13,642.00	(\$1,153.00)	(7.79)
	Column: [FY14CityManagerProposed]	Budget	FTE	Position Desc.			
	Description: 2,040 KWH Shaw's Lane	\$525.00		Irrigation syst			
	Description: 216,400 KWH DPW 33% ea shared w/ Water & Sew	\$20,331.00					
	Description: 3,490 KWH Central Ave	\$1,245.00		Irrigation syst			
	Description: 4,228 KWH Henry Law Park	\$1,708.00		Irrigation syst			
	Description: 418 KWH Holiday Lighting	\$200.00					
	Description: 450 KWH Strafford Rd	\$247.00		Irrigation syst			
	Description: Energy Savings Estimate FY14	(\$10,614.00)					
	Column Total:	\$13,642.00					
1000.1.300.43180.4626.00000.00.000	CS - Fac & Gr-Vehicle Fuels	\$16,957.49	\$23,704.00	\$19,978.00	\$19,978.00	(\$3,726.00)	(15.72)
	Column: [FY14CityManagerProposed]	Budget	FTE	Position Desc.			
	Description: 1,142 gls diesel @ 3.86	\$4,408.00					
	Description: 4,500 gls gas @ \$3.46	\$15,570.00					
	Column Total:	\$19,978.00					
1000.1.300.43180.4631.00000.00.000	CS - Fac & Gr - Food	\$70.00	\$100.00	\$100.00	\$100.00	\$0.00	0.00
	Column: [FY14CityManagerProposed]	Budget	FTE	Position Desc.			
	Description: Public Events & Meetings	\$100.00					
	Column Total:	\$100.00					
1000.1.300.43180.4651.00000.00.000	CS - Fac & Gr-Maint Supplies	\$3,439.93	\$3,500.00	\$3,500.00	\$3,500.00	\$0.00	0.00
	Column: [FY14CityManagerProposed]	Budget	FTE	Position Desc.			
	Description: City Facilities	\$3,500.00					
	Column Total:	\$3,500.00					

City of Dover, New Hampshire

General Fund Expenditure Detail Report

Fiscal Year: 2013-2014

Print accounts with zero balance Round to whole dollars Account on new page

From Date: 7/1/2013

To Date: 6/30/2014

Definition: FY14 City Manager Proposed

Account	Description	FY12 Actual	FY13 Adopted Budget	FY14 Department Request	FY14 City Manager Proposed	Dollar Change	Percent Change
1000.1.300.43180.4652.00000.00.000	CS - Fac & Gr-Maint Supplies	\$27,668.31	\$33,250.00	\$36,950.00	\$36,950.00	\$3,700.00	11.13
	Column: [FY14CityManagerProposed]	Budget	FTE	Position Desc.			
	Description: 15 new trees	\$2,250.00					
	Description: Bark mulch - landscape all facilities	\$8,000.00					
	Description: Bark mulch - playground grade	\$2,000.00					
	Description: Holiday lighting supplies	\$200.00					
	Description: Materials & supplies for landscaping	\$4,000.00					
	Description: Outdoor pool maintenance	\$800.00					
	Description: Park, playground, ball field, community trail main	\$4,000.00					
	Description: Signs and posts	\$12,000.00					
	Description: Supplies & equipment for park maintenance	\$3,700.00					
	Column Total:	\$36,950.00					
1000.1.300.43180.4653.00000.00.000	CS - Fac & Gr-Maint Supplies	\$1,499.43	\$1,500.00	\$3,500.00	\$3,500.00	\$2,000.00	133.33
	Column: [FY14CityManagerProposed]	Budget	FTE	Position Desc.			
	Description: Mower maintenance supplies	\$1,500.00					
	Description: Playground equipment maintenance supplies	\$2,000.00					
	Column Total:	\$3,500.00					
1000.1.300.43180.4654.00000.00.000	CS - Fac & Gr-Maint Supplies	\$12,436.96	\$7,000.00	\$7,000.00	\$7,000.00	\$0.00	0.00
	Column: [FY14CityManagerProposed]	Budget	FTE	Position Desc.			
	Description: Parts & supplies to maintain vehicles	\$7,000.00					
	Column Total:	\$7,000.00					
1000.1.300.43180.4661.00000.00.000	CS - Fac & Gr-Fleet Maintena	\$32,604.00	\$34,558.00	\$36,498.00	\$36,498.00	\$1,940.00	5.61
	Column: [FY14CityManagerProposed]	Budget	FTE	Position Desc.			
	Description: Division share of Fleet Maint. Budget	\$36,498.00					
	Column Total:	\$36,498.00					

City of Dover, New Hampshire

General Fund Expenditure Detail Report

Fiscal Year: 2013-2014

Print accounts with zero balance Round to whole dollars Account on new page

From Date: 7/1/2013

To Date: 6/30/2014

Definition: FY14 City Manager Proposed

Account	Description	FY12 Actual	FY13 Adopted Budget	FY14 Department Request	FY14 City Manager Proposed	Dollar Change	Percent Change
1000.1.300.43180.4681.00000.00.000	CS - Fac & Gr-Minor Equipme	\$5,262.57	\$6,300.00	\$6,300.00	\$6,300.00	\$0.00	0.00
	Column: [FY14CityManagerProposed]	Budget	FTE	Position Desc.			
	Description: Landscaping and grooming tools	\$6,300.00					
	Column Total:	\$6,300.00					
Budg_Cat: Supplies - 600		\$156,823.88	\$143,240.00	\$143,533.00	\$143,533.00	\$293.00	0.20
1000.1.300.43180.4810.00000.00.000	CS - Fac & Gr-Membership Di	\$15.00	\$15.00	\$15.00	\$15.00	\$0.00	0.00
	Column: [FY14CityManagerProposed]	Budget	FTE	Position Desc.			
	Description: Arbor Day Foundation	\$15.00					
	Column Total:	\$15.00					
1000.1.300.43180.4819.00000.00.000	CS - Fac & Gr-Fees & Charge	\$1,370.00	\$1,550.00	\$1,550.00	\$1,550.00	\$0.00	0.00
	Column: [FY14CityManagerProposed]	Budget	FTE	Position Desc.			
	Description: Boiler & Elevator Permits 31 @ \$50	\$1,550.00					
	Column Total:	\$1,550.00					
Budg_Cat: Other Expenses - 800		\$1,385.00	\$1,565.00	\$1,565.00	\$1,565.00	\$0.00	0.00
Func: CS - Fac & Gr - 43180		\$861,812.84	\$846,003.00	\$964,756.00	\$963,567.00	\$117,564.00	13.90

COMMUNITY SERVICES

Division: Recycling & Waste Management **Function 43240**

Mission Statement:

To efficiently and effectively handle the recycling and waste management needs of the City to meet all areas of responsibilities including compliance with Federal, State and local laws, collection of household hazardous and yard wastes, provide the most cost effective markets for recyclable goods and to assist the community through education to be as environmentally conscious as possible.

Major Services/Responsibilities:

- Coordination/oversee curbside recycling and management of recycling center.
- Conduct recycling education and provide support for recycling operations.
- Provide household hazardous waste collection and coordinate trash disposal.
- Collection/composting of yard waste.
- Tracking of waste stream and budget.
- Coordinate with State and Federal agencies to insure compliance with all applicable laws.
- Track recycling markets to insure cost effective disposal of recyclable goods.
- Apply for and administer available grant money to aid in programs.

Key Fiscal Year Objectives:

- Continue cost effective approach to handling household hazardous waste.
- Continue to research and implement innovative recycling technologies.
- Update and continue web page link for Solid Waste/Recycling.
- Continued public education through Recycling brochures and web page updates.

Performance Measures:

Description	FY12 Act	FY13 Est	FY14 Est
Recycling Cost per ton	\$69.57	\$67.83	\$65.64
Paper ton recycled from curb - tons	1355	1304	1300
Co-mingled recycled from curb - tons	1248	1146	871
Construction Debris - tons	837	854	\$65.64
Light Iron - tons	247	252	257
Yard Waste - tons	1184	1208	1232

City of Dover, New Hampshire

General Fund Expenditure Detail Report

Fiscal Year: 2013-2014

Print accounts with zero balance Round to whole dollars Account on new page

From Date: 7/1/2013

To Date: 6/30/2014

Definition: FY14 City Manager Proposed

Account	Description	FY12 Actual	FY13 Adopted Budget	FY14 Department Request	FY14 City Manager Proposed	Dollar Change	Percent Change
1000.1.300.43240.4115.00000.00.000	CS - Recycling Mgmt-Regular	\$56,924.68	\$42,123.00	\$42,123.00	\$42,123.00	\$0.00	0.00
	Column: [FY14CityManagerProposed]	Budget	FTE	Position Desc.			
	Description: Cormier, Todd A	(\$25,765.00)	-0.5000	Res Solid Wst			
	Description: Cormier, Todd A	\$51,529.00	1.0000	Solid Waste Ast			
	Description: Moore, Michael T	(\$49,076.00)	-0.7500	Res Solid Wst			
	Description: Moore, Michael T	\$65,435.00	1.0000	Solid Waste Cor			
	Column Total:	\$42,123.00					
1000.1.300.43240.4130.00000.00.000	CS - Recycling Mgmt-Overtim	\$25,447.44	\$18,750.00	\$23,250.00	\$18,750.00	\$0.00	0.00
	Column: [FY14CityManagerProposed]	Budget	FTE	Position Desc.			
	Description: Center Coverage (Saturday's)	\$14,750.00					
	Description: Center Coverage (Sunday's)	\$4,500.00					
	Description: CM Reduction - Sunday Coverage	(\$4,500.00)					
	Description: Fall Leaf Collection	\$2,000.00					
	Description: Household Hazardous Waste Day	\$2,000.00					
	Column Total:	\$18,750.00					
1000.1.300.43240.4170.00000.00.000	CS - Recycling Mgmt-Longevi	\$1,200.00	\$1,000.00	\$800.00	\$800.00	(\$200.00)	(20.00)
	Column: [FY14CityManagerProposed]	Budget	FTE	Position Desc.			
	Description: 1 @ 10-14 years @ 25 %	\$200.00					
	Description: 1 @ 15-19 years @ 50%	\$600.00					
	Column Total:	\$800.00					

City of Dover, New Hampshire

General Fund Expenditure Detail Report

Fiscal Year: 2013-2014

Print accounts with zero balance Round to whole dollars Account on new page

From Date: 7/1/2013

To Date: 6/30/2014

Definition: FY14 City Manager Proposed

Account	Description	FY12 Actual	FY13 Adopted Budget	FY14 Department Request	FY14 City Manager Proposed	Dollar Change	Percent Change
1000.1.300.43240.4211.00000.00.000	CS - Recycling Mgmt-Health I	\$17,550.36	\$11,593.00	\$8,449.00	\$8,352.00	(\$3,241.00)	(27.96)
	Column: [FY14CityManagerProposed]	Budget	FTE	Position Desc.			
	Description: Medical Premiums to LGC HealthTrust	\$8,449.00					
	Description: z CM Reduction - Savings Actual Rate vs GMR	(\$97.00)					
	Column Total:	\$8,352.00					
1000.1.300.43240.4212.00000.00.000	CS - Recycling Mgmt-Dental I	\$730.62	\$551.00	\$373.00	\$373.00	(\$178.00)	(32.30)
	Column: [FY14CityManagerProposed]	Budget	FTE	Position Desc.			
	Description: Dental Premiums to LGC HealthTrust	\$373.00					
	Column Total:	\$373.00					
1000.1.300.43240.4213.00000.00.000	CS - Recycling Mgmt-Life Insu	\$127.45	\$140.00	\$101.00	\$101.00	(\$39.00)	(27.86)
	Column: [FY14CityManagerProposed]	Budget	FTE	Position Desc.			
	Description: Life Insurance	\$101.00					
	Column Total:	\$101.00					
1000.1.300.43240.4220.00000.00.000	CS - Recycling Mgmt-FICA	\$5,788.90	\$4,940.00	\$4,000.00	\$4,000.00	(\$940.00)	(19.03)
	Column: [FY14CityManagerProposed]	Budget	FTE	Position Desc.			
	Description: Cost of FICA -6.2% of Wages	\$4,000.00					
	Column Total:	\$4,000.00					
1000.1.300.43240.4225.00000.00.000	CS - Recycling Mgmt-Medicar	\$1,353.88	\$1,155.00	\$935.00	\$935.00	(\$220.00)	(19.05)
	Column: [FY14CityManagerProposed]	Budget	FTE	Position Desc.			
	Description: Cost of Medicare - 1.45% of wages	\$935.00					
	Column Total:	\$935.00					
1000.1.300.43240.4230.00000.00.000	CS - Recycling Mgmt-Retirem	\$7,601.38	\$7,170.00	\$7,127.00	\$7,127.00	(\$43.00)	(0.60)
	Column: [FY14CityManagerProposed]	Budget	FTE	Position Desc.			
	Description: Cost of NH Retirement System payments	\$7,127.00					
	Column Total:	\$7,127.00					

City of Dover, New Hampshire

General Fund Expenditure Detail Report

Fiscal Year: 2013-2014

Print accounts with zero balance Round to whole dollars Account on new page

From Date: 7/1/2013

To Date: 6/30/2014

Definition: FY14 City Manager Proposed

Account	Description	FY12 Actual	FY13 Adopted Budget	FY14 Department Request	FY14 City Manager Proposed	Dollar Change	Percent Change
1000.1.300.43240.4260.00000.00.000	CS - Recycling Mgmt-Worker!	\$6,543.00	\$6,543.00	\$9,601.00	\$9,601.00	\$3,058.00	46.74
	Column: [FY14CityManagerProposed]	Budget	FTE	Position Desc.			
	Description: Workers Comp allocation of self insur.	\$9,601.00					
	Column Total:	\$9,601.00					
1000.1.300.43240.4290.00000.00.000	CS - Recycling Mgmt-FSA Fe	\$126.00	\$33.00	\$38.00	\$38.00	\$5.00	15.15
	Column: [FY14CityManagerProposed]	Budget	FTE	Position Desc.			
	Description: Admin fees - Flexible Spending Accts	\$38.00					
	Column Total:	\$38.00					
Budg_Cat: Personal Services - 100		\$123,393.71	\$93,998.00	\$96,797.00	\$92,200.00	(\$1,798.00)	(1.91)
1000.1.300.43240.4336.00000.00.000	CS - Recycling Mgmt-Medical	\$144.00	\$0.00	\$0.00	\$0.00	\$0.00	0.00
1000.1.300.43240.4411.00000.00.000	Water & Sewer Expense	\$0.00	\$200.00	\$200.00	\$200.00	\$0.00	0.00
	Column: [FY14CityManagerProposed]	Budget	FTE	Position Desc.			
	Description: Water & Sewer Expense Service ID 18706	\$200.00					
	Column Total:	\$200.00					
1000.1.300.43240.4420.00000.00.000	CS - Recycling Mgmt-Waste C	\$370,483.94	\$381,000.00	\$376,000.00	\$376,000.00	(\$5,000.00)	(1.31)
	Column: [FY14CityManagerProposed]	Budget	FTE	Position Desc.			
	Description: Curbside recycling contract	\$407,000.00					
	Description: Freon reclamation 400 @ \$9.00	\$4,000.00					
	Description: Hazardous waste collection	\$20,000.00					
	Description: Less charge to vehicle reclamation	(\$60,000.00)		Trust Reimburse			
	Description: Special waste	\$5,000.00					
	Column Total:	\$376,000.00					

City of Dover, New Hampshire

General Fund Expenditure Detail Report

Fiscal Year: 2013-2014

Print accounts with zero balance Round to whole dollars Account on new page

From Date: 7/1/2013

To Date: 6/30/2014

Definition: FY14 City Manager Proposed

Account	Description	FY12 Actual	FY13 Adopted Budget	FY14 Department Request	FY14 City Manager Proposed	Dollar Change	Percent Change
1000.1.300.43240.4421.00000.00.000	CS - Recycling Mgmt - Waste	\$94,558.05	\$82,000.00	\$96,600.00	\$96,600.00	\$14,600.00	17.80
	Column: [FY14CityManagerProposed]	Budget	FTE	Position Desc.			
	Description: Anti-freeze Disposal	\$800.00					
	Description: Brush Grinding	\$23,000.00					
	Description: Bulb Disposal	\$3,000.00					
	Description: Construction Debris 900 tons x \$72	\$64,800.00					
	Description: Yard Waste Disposal	\$5,000.00					
	Column Total:	\$96,600.00					
1000.1.300.43240.4435.00000.00.000	CS - Recycling Mgmt-Maint C	\$0.00	\$50.00	\$50.00	\$50.00	\$0.00	0.00
	Column: [FY14CityManagerProposed]	Budget	FTE	Position Desc.			
	Description: PC Maintenance	\$50.00					
	Column Total:	\$50.00					
1000.1.300.43240.4521.00000.00.000	CS - Recycling Mgmt-Property	\$104.42	\$109.00	\$142.00	\$142.00	\$33.00	30.28
	Column: [FY14CityManagerProposed]	Budget	FTE	Position Desc.			
	Description: Cost of LGC Property Insur	\$142.00					
	Column Total:	\$142.00					
1000.1.300.43240.4522.00000.00.000	CS - Recycling Mgmt-Vehicle	\$1,794.00	\$897.00	\$897.00	\$897.00	\$0.00	0.00
	Column: [FY14CityManagerProposed]	Budget	FTE	Position Desc.			
	Description: Cost of LGC Vehicle Insur	\$897.00					
	Column Total:	\$897.00					
1000.1.300.43240.4524.00000.00.000	CS - Recycling Mgmt-Public L	\$1,248.21	\$1,248.00	\$1,248.00	\$1,248.00	\$0.00	0.00
	Column: [FY14CityManagerProposed]	Budget	FTE	Position Desc.			
	Description: Cost of LGC Public Liability Insur	\$1,248.00					
	Column Total:	\$1,248.00					

City of Dover, New Hampshire

General Fund Expenditure Detail Report

Fiscal Year: 2013-2014

Print accounts with zero balance Round to whole dollars Account on new page

From Date: 7/1/2013

To Date: 6/30/2014

Definition: FY14 City Manager Proposed

Account	Description	FY12 Actual	FY13 Adopted Budget	FY14 Department Request	FY14 City Manager Proposed	Dollar Change	Percent Change
1000.1.300.43240.4531.00000.00.000	Telecommunications	\$4,079.26	\$4,100.00	\$2,262.00	\$2,262.00	(\$1,838.00)	(44.83)
	Column: [FY14CityManagerProposed]	Budget	FTE	Position Desc.			
	Description: Services/equipment for voice, fax, data, wireless	\$2,262.00					
	Column Total:	\$2,262.00					
1000.1.300.43240.4540.00000.00.000	CS - Recycling Mgmt-Advertis	\$0.00	\$500.00	\$500.00	\$500.00	\$0.00	0.00
	Column: [FY14CityManagerProposed]	Budget	FTE	Position Desc.			
	Description: Advertising for recycling, HHW	\$500.00					
	Column Total:	\$500.00					
1000.1.300.43240.4550.00000.00.000	CS - Recycling Mgmt-Printing	\$0.00	\$100.00	\$100.00	\$100.00	\$0.00	0.00
	Column: [FY14CityManagerProposed]	Budget	FTE	Position Desc.			
	Description: Brochures and pamphlets	\$100.00					
	Column Total:	\$100.00					
Budg_Cat: Purchased Services - 300		\$472,411.88	\$470,204.00	\$477,999.00	\$477,999.00	\$7,795.00	1.66
1000.1.300.43240.4611.00000.00.000	CS - Recycling Mgmt-Office S	\$1,033.63	\$1,000.00	\$1,000.00	\$1,000.00	\$0.00	0.00
	Column: [FY14CityManagerProposed]	Budget	FTE	Position Desc.			
	Description: Computer, copier & office supplies	\$1,000.00					
	Column Total:	\$1,000.00					
1000.1.300.43240.4612.00000.00.000	CS - Recycling Mgmt-Operati	\$1,310.18	\$1,000.00	\$1,000.00	\$1,000.00	\$0.00	0.00
	Column: [FY14CityManagerProposed]	Budget	FTE	Position Desc.			
	Description: Misc. Supplies to maintain center	\$1,000.00					
	Column Total:	\$1,000.00					

City of Dover, New Hampshire

General Fund Expenditure Detail Report

Fiscal Year: 2013-2014

Print accounts with zero balance Round to whole dollars Account on new page

From Date: 7/1/2013

To Date: 6/30/2014

Definition: FY14 City Manager Proposed

Account	Description	FY12 Actual	FY13 Adopted Budget	FY14 Department Request	FY14 City Manager Proposed	Dollar Change	Percent Change
1000.1.300.43240.4615.00000.00.000	CS - Recycling Mgmt-Clothing	\$2,643.07	\$2,100.00	\$2,100.00	\$2,100.00	\$0.00	0.00
	Column: [FY14CityManagerProposed]	Budget	FTE	Position Desc.			
	Description: Safety boots	\$600.00					
	Description: Uniforms	\$1,500.00					
	Column Total:	\$2,100.00					
1000.1.300.43240.4626.00000.00.000	CS - Recycling Mgmt-Vehicle	\$5,507.01	\$8,635.00	\$8,235.00	\$8,235.00	(\$400.00)	(4.63)
	Column: [FY14CityManagerProposed]	Budget	FTE	Position Desc.			
	Description: 1,950 gals diesel @ \$3.86	\$5,727.00					
	Description: 725 gals gas @ \$3.46	\$2,508.00					
	Column Total:	\$8,235.00					
1000.1.300.43240.4631.00000.00.000	CS - Recycling Mgmt - Food	\$22.60	\$50.00	\$50.00	\$50.00	\$0.00	0.00
	Column: [FY14CityManagerProposed]	Budget	FTE	Position Desc.			
	Description: Public events and meetings	\$50.00					
	Column Total:	\$50.00					
1000.1.300.43240.4652.00000.00.000	CS - Recycling Mgmt - Maint	\$87.88	\$500.00	\$500.00	\$500.00	\$0.00	0.00
	Column: [FY14CityManagerProposed]	Budget	FTE	Position Desc.			
	Description: Center improvements/maintenance includes signs	\$500.00					
	Column Total:	\$500.00					
1000.1.300.43240.4653.00000.00.000	CS - Recycling Mgmt - Maint	\$163.35	\$500.00	\$500.00	\$500.00	\$0.00	0.00
	Column: [FY14CityManagerProposed]	Budget	FTE	Position Desc.			
	Description: Maintenance repairs to tools/equipment	\$500.00					
	Column Total:	\$500.00					

City of Dover, New Hampshire

General Fund Expenditure Detail Report

Fiscal Year: 2013-2014

Print accounts with zero balance Round to whole dollars Account on new page

From Date: 7/1/2013

To Date: 6/30/2014

Definition: FY14 City Manager Proposed

Account	Description	FY12 Actual	FY13 Adopted Budget	FY14 Department Request	FY14 City Manager Proposed	Dollar Change	Percent Change
1000.1.300.43240.4654.00000.00.000	CS - Recycling Mgmt-Maint S	\$2,085.87	\$3,000.00	\$3,000.00	\$3,000.00	\$0.00	0.00
	Column: [FY14CityManagerProposed]	Budget	FTE	Position Desc.			
	Description: Parts/supplies for division vehicles	\$3,000.00					
	Column Total:	\$3,000.00					
1000.1.300.43240.4661.00000.00.000	CS - Recycling Mgmt-Fleet M	\$10,989.96	\$11,648.00	\$12,302.00	\$12,302.00	\$654.00	5.61
	Column: [FY14CityManagerProposed]	Budget	FTE	Position Desc.			
	Description: Division share of Fleet Maint. Budget	\$12,302.00					
	Column Total:	\$12,302.00					
1000.1.300.43240.4681.00000.00.000	CS - Recycling Mgmt-Minor E	\$65.10	\$0.00	\$0.00	\$0.00	\$0.00	0.00
Budg_Cat: Supplies - 600		\$23,908.65	\$28,433.00	\$28,687.00	\$28,687.00	\$254.00	0.89
1000.1.300.43240.4730.00000.00.000	CS - Recycling Mgmt-Improv	\$0.00	\$0.00	\$7,000.00	\$7,000.00	\$7,000.00	0.00
	Column: [FY14CityManagerProposed]	Budget	FTE	Position Desc.			
	Description: New trailer for center	\$7,000.00					
	Notes: Current trailer has multiple issues, including mold						
	Column Total:	\$7,000.00					
1000.1.300.43240.4741.00000.00.000	CS - Recycling Mgmt-Machine	\$16,563.00	\$3,000.00	\$3,000.00	\$3,000.00	\$0.00	0.00
	Column: [FY14CityManagerProposed]	Budget	FTE	Position Desc.			
	Description: Rolloff container replacement - 1/2 the cost of 1	\$3,000.00					
	Column Total:	\$3,000.00					
Budg_Cat: Capital Outlay - 700		\$16,563.00	\$3,000.00	\$10,000.00	\$10,000.00	\$7,000.00	233.33

City of Dover, New Hampshire

General Fund Expenditure Detail Report

Fiscal Year: 2013-2014

Print accounts with zero balance Round to whole dollars Account on new page

From Date: 7/1/2013

To Date: 6/30/2014

Definition: FY14 City Manager Proposed

Account	Description	FY12 Actual	FY13 Adopted Budget	FY14 Department Request	FY14 City Manager Proposed	Dollar Change	Percent Change
1000.1.300.43240.4810.00000.00.000	CS - Recycling Mgmt-Member	\$1,904.35	\$1,100.00	\$1,100.00	\$1,100.00	\$0.00	0.00
	Column: [FY14CityManagerProposed]	Budget	FTE	Position Desc.			
	Description: NRRA	\$1,100.00					
	Column Total:	\$1,100.00					
1000.1.300.43240.4819.00000.00.000	CS - Recycling Mgmt-Fees & ...	\$1,285.00	\$2,660.00	\$2,660.00	\$2,660.00	\$0.00	0.00
	Column: [FY14CityManagerProposed]	Budget	FTE	Position Desc.			
	Description: Annual Scale Inspection/License	\$700.00					
	Description: NH Solid Waste oper/weighmaster license	\$1,460.00					
	Description: State permit requirements	\$500.00					
	Column Total:	\$2,660.00					
Budg_Cat: Other Expenses - 800		\$3,189.35	\$3,760.00	\$3,760.00	\$3,760.00	\$0.00	0.00
Func: CS - Recycling Mgmt - 43240		\$639,466.59	\$599,395.00	\$617,243.00	\$612,646.00	\$13,251.00	2.21

This page intentionally left blank.

COMMUNITY SERVICES

Division: Residential Solid Waste Fund

Function 3320-43230

Mission Statement:

To efficiently and effectively manage the city's Bag & Tag program to meet all areas of responsibility, including the price and supply of the bags and tags and the management of the disposal contract with the waste hauler.

Major Services/Responsibilities:

- Track revenues and expenses of the Bag & Tag program
- Monitor the reductions in the waste stream
- Supply stores with bags for sale to the public
- Make recommendations to the Solid Waste Advisory Commission and City Council on the bag prices necessary to maintain the program
- Provide public information about the program
- Insure compliance with the City ordinance governing waste disposal
- Manage contract with waste hauler

Key Fiscal Year Objectives:

- Seek new technologies and ideas to further reduce the city's waste stream
- Promote the Bag & Tag program on a regional, State and Federal level
- Continue building a computerized database with all information pertinent to the waste stream
- Implement modifications to contractor with waste and recycling hauler
- Continue monitoring revenues and expenses of program; ensure revenues cover expenses

Performance Measures:

Description	FY12 Act	FY13 Act	FY14 Act
Cost per ton for solid waste handled with Bag & Tag	\$64.50	\$66.00	\$68.00
Total trash collected - tons	3,899	3,873	3,900
15 gallon bag sales	138,525	130,000	135,000
30 gallon bag sales	316,250	316,000	310,000
Bulky item tag sales	5,457	6,000	6,000

City of Dover, New Hampshire

Solid Waste Fund Expenditure Detail Report

Fiscal Year: 2013-2014

Print accounts with zero balance Round to whole dollars Account on new page

From Date: 7/1/2013

To Date: 6/30/2014

Definition: FY14 City Manager Proposed

Account	Description	FY12 Actual	FY13 Adopted Budget	FY14 Department Request	FY14 City Manager Proposed	Dollar Change	Percent Change
3320.1.300.43230.4110.00000.00.000	CS - Waste Mgmt - Regular S	\$5,031.11	\$5,603.00	\$5,756.00	\$5,756.00	\$153.00	2.73
Column: [FY14CityManagerProposed]		Budget	FTE	Position Desc.			
	Description: Steele, Douglas W	(\$28,779.00)	-0.2500	25% CS Admin			
	Description: Steele, Douglas W	(\$40,290.00)	-0.3500	35% Sewer			
	Description: Steele, Douglas W	(\$40,290.00)	-0.3500	35% Water			
	Description: Steele, Douglas W	\$115,115.00	1.0000	Director of Com			
	Column Total:	\$5,756.00					
3320.1.300.43230.4115.00000.00.000	CS - Waste Mgmt-Regular Ho	\$68,397.08	\$86,009.00	\$86,010.00	\$86,010.00	\$1.00	0.00
Column: [FY14CityManagerProposed]		Budget	FTE	Position Desc.			
	Description: Cormier, Todd A	(\$25,765.00)	-0.5000	CS Recycling			
	Description: Cormier, Todd A	\$51,529.00	1.0000	Solid Waste Ast			
	Description: Hager, Stacey A	(\$11,170.00)	-0.2500	CS Admin			
	Description: Hager, Stacey A	\$44,680.00	1.0000	Office Manager			
	Description: Hager, Stacey A	(\$11,170.00)	-0.2500	Sewer Fund			
	Description: Hager, Stacey A	(\$11,170.00)	-0.2500	Water Fund			
	Description: Moore, Michael T	(\$16,359.00)	-0.2500	CS Recycling			
	Description: Moore, Michael T	\$65,435.00	1.0000	Solid Waste Coo			
	Column Total:	\$86,010.00					
3320.1.300.43230.4130.00000.00.000	CS - Waste Mgmt-Overtime P	\$1,060.53	\$0.00	\$0.00	\$0.00	\$0.00	0.00

City of Dover, New Hampshire

Solid Waste Fund Expenditure Detail Report

Fiscal Year: 2013-2014

Print accounts with zero balance Round to whole dollars Account on new page

From Date: 7/1/2013

To Date: 6/30/2014

Definition: FY14 City Manager Proposed

Account	Description	FY12 Actual	FY13 Adopted Budget	FY14 Department Request	FY14 City Manager Proposed	Dollar Change	Percent Change
3320.1.300.43230.4170.00000.00.000	CS - Waste Mgmt-Longevity F	\$1,600.00	\$1,240.00	\$1,540.00	\$1,540.00	\$300.00	24.19
	Column: [FY14CityManagerProposed]	Budget	FTE	Position Desc.			
	Description: 1 @ 10-14 years @ 5%	\$40.00					
	Description: 1 @ 10-14 years @ 75%	\$600.00					
	Description: 1 @ 15-19 years @ 25%	\$300.00					
	Description: 1 @ 15-19 years @ 50%	\$600.00					
	Column Total:	\$1,540.00					
3320.1.300.43230.4211.00000.00.000	CS - Waste Mgmt-Health Insu	\$9,658.50	\$18,141.00	\$23,154.00	\$23,154.00	\$5,013.00	27.63
	Column: [FY14CityManagerProposed]	Budget	FTE	Position Desc.			
	Description: Medical Premiums to LGC HealthTrust	\$23,154.00					
	Column Total:	\$23,154.00					
3320.1.300.43230.4212.00000.00.000	CS - Waste Mgmt-Dental Insu	\$925.06	\$740.00	\$944.00	\$944.00	\$204.00	27.57
	Column: [FY14CityManagerProposed]	Budget	FTE	Position Desc.			
	Description: Dental Premiums to LGC HeathTrust	\$944.00					
	Column Total:	\$944.00					
3320.1.300.43230.4213.00000.00.000	CS - Waste Mgmt-Life Insurar	\$169.72	\$173.00	\$220.00	\$220.00	\$47.00	27.17
	Column: [FY14CityManagerProposed]	Budget	FTE	Position Desc.			
	Description: Life Premiums to LGC HealthTrust	\$220.00					
	Column Total:	\$220.00					
3320.1.300.43230.4214.00000.00.000	CS - Waste Mgmt - Disability I	\$24.48	\$40.00	\$43.00	\$43.00	\$3.00	7.50
	Column: [FY14CityManagerProposed]	Budget	FTE	Position Desc.			
	Description: Disability Premiums	\$43.00					
	Column Total:	\$43.00					

City of Dover, New Hampshire

Solid Waste Fund Expenditure Detail Report

Fiscal Year: 2013-2014

Print accounts with zero balance Round to whole dollars Account on new page

From Date: 7/1/2013

To Date: 6/30/2014

Definition: FY14 City Manager Proposed

Account	Description	FY12 Actual	FY13 Adopted Budget	FY14 Department Request	FY14 City Manager Proposed	Dollar Change	Percent Change
3320.1.300.43230.4220.00000.00.000	CS - Waste Mgmt-FICA	\$4,451.96	\$4,291.00	\$5,527.00	\$5,527.00	\$1,236.00	28.80
	Column: [FY14CityManagerProposed]	Budget	FTE	Position Desc.			
	Description: Cost of FICA - 6.2% of Wages	\$5,527.00					
	Column Total:	\$5,527.00					
3320.1.300.43230.4225.00000.00.000	CS - Waste Mgmt-Medicare	\$1,048.20	\$1,005.00	\$1,294.00	\$1,294.00	\$289.00	28.76
	Column: [FY14CityManagerProposed]	Budget	FTE	Position Desc.			
	Description: Cost of Medicare - 1.45% of wages	\$1,294.00					
	Column Total:	\$1,294.00					
3320.1.300.43230.4230.00000.00.000	CS - Waste Mgmt-Retirement	\$6,930.23	\$6,434.00	\$10,049.00	\$10,049.00	\$3,615.00	56.19
	Column: [FY14CityManagerProposed]	Budget	FTE	Position Desc.			
	Description: Cost of NH Retirement System payments	\$10,049.00					
	Column Total:	\$10,049.00					
3320.1.300.43230.4240.00000.00.000	CS - Waste Mgmt-Staff Devel	\$525.00	\$925.00	\$925.00	\$925.00	\$0.00	0.00
	Column: [FY14CityManagerProposed]	Budget	FTE	Position Desc.			
	Description: Hazmat Conferences & Training	\$925.00					
	Column Total:	\$925.00					
3320.1.300.43230.4260.00000.00.000	CS-Waste Mgmt - Workers Co	\$54.00	\$54.00	\$287.00	\$287.00	\$233.00	431.48
	Column: [FY14CityManagerProposed]	Budget	FTE	Position Desc.			
	Description: Workers Comp Allocation of self insurance	\$287.00					
	Column Total:	\$287.00					
3320.1.300.43230.4290.00000.00.000	CS - Waste Mgmt - FSA Fees	\$0.00	\$50.00	\$56.00	\$56.00	\$6.00	12.00
	Column: [FY14CityManagerProposed]	Budget	FTE	Position Desc.			
	Description: Admin Fees - Flexible Spending Accounts	\$56.00					
	Column Total:	\$56.00					
Budg_Cat: Personal Services - 100		\$99,875.87	\$124,705.00	\$135,805.00	\$135,805.00	\$11,100.00	8.90

City of Dover, New Hampshire

Solid Waste Fund Expenditure Detail Report

Fiscal Year: 2013-2014

Print accounts with zero balance Round to whole dollars Account on new page

From Date: 7/1/2013

To Date: 6/30/2014

Definition: FY14 City Manager Proposed

Account	Description	FY12 Actual	FY13 Adopted Budget	FY14 Department Request	FY14 City Manager Proposed	Dollar Change	Percent Change
3320.1.300.43230.4335.00000.00.000	CS - Waste Mgmt - Auditing S	\$1,272.16	\$878.00	\$878.00	\$878.00	\$0.00	0.00
	Column: [FY14CityManagerProposed]	Budget	FTE	Position Desc.			
	Description: Division share of auditing fees	\$878.00					
	Column Total:	\$878.00					
3320.1.300.43230.4420.00000.00.000	CS - Waste Mgmt-Waste Coll	\$350,499.96	\$350,500.00	\$350,500.00	\$350,500.00	\$0.00	0.00
	Column: [FY14CityManagerProposed]	Budget	FTE	Position Desc.			
	Description: Curbside collection and refuse	\$350,500.00					
	Column Total:	\$350,500.00					
3320.1.300.43230.4421.00000.00.000	CS - Waste Mgmt-Waste Disp	\$273,570.18	\$325,500.00	\$333,000.00	\$333,000.00	\$7,500.00	2.30
	Column: [FY14CityManagerProposed]	Budget	FTE	Position Desc.			
	Description: Illegal Dumping Fees	\$3,000.00					
	Description: Waste Disposal 5,000 ton @ \$66.00	\$330,000.00					
	Column Total:	\$333,000.00					
3320.1.300.43230.4435.00000.00.000	CS - Waste Mgmt - Maint Chr	\$391.80	\$400.00	\$376.00	\$376.00	(\$24.00)	(6.00)
	Column: [FY14CityManagerProposed]	Budget	FTE	Position Desc.			
	Description: Ikon Copier(division share)	\$376.00					
	Column Total:	\$376.00					
3320.1.300.43230.4443.00000.00.000	CS - Waste Mgmt-Rental of E	\$0.00	\$0.00	\$296.00	\$296.00	\$296.00	0.00
	Column: [FY14CityManagerProposed]	Budget	FTE	Position Desc.			
	Description: Divison share of Ikon Copier	\$296.00					
	Column Total:	\$296.00					
3320.1.300.43230.4524.00000.00.000	CS - Waste Mgmt-Public Liab	\$1,445.25	\$1,445.00	\$1,445.00	\$1,445.00	\$0.00	0.00
	Column: [FY14CityManagerProposed]	Budget	FTE	Position Desc.			
	Description: Cost of LGC Public Liability Insur	\$1,445.00					
	Column Total:	\$1,445.00					

City of Dover, New Hampshire

Solid Waste Fund Expenditure Detail Report

Fiscal Year: 2013-2014

Print accounts with zero balance Round to whole dollars Account on new page

From Date: 7/1/2013

To Date: 6/30/2014

Definition: FY14 City Manager Proposed

Account	Description	FY12 Actual	FY13 Adopted Budget	FY14 Department Request	FY14 City Manager Proposed	Dollar Change	Percent Change
3320.1.300.43230.4531.00000.00.000	Telecommunications	\$1,270.60	\$1,600.00	\$2,197.00	\$2,197.00	\$597.00	37.31
	Column: [FY14CityManagerProposed]	Budget	FTE	Position Desc.			
	Description: Services/equipment for voice, fax, data, wireless	\$2,197.00					
	Column Total:	\$2,197.00					
3320.1.300.43230.4534.00000.00.000	CS - Waste Mgmt-Postage	\$9.39	\$500.00	\$500.00	\$500.00	\$0.00	0.00
	Column: [FY14CityManagerProposed]	Budget	FTE	Position Desc.			
	Description: Correspondence, express and parcel, delivery servi	\$500.00					
	Column Total:	\$500.00					
3320.1.300.43230.4550.00000.00.000	CS - Waste Mgmt-Printing An	\$0.00	\$1,500.00	\$0.00	\$0.00	(\$1,500.00)	(100.00)
3320.1.300.43230.4580.00000.00.000	CS - Waste Mgmt-Travel Expe	\$0.00	\$400.00	\$400.00	\$400.00	\$0.00	0.00
	Column: [FY14CityManagerProposed]	Budget	FTE	Position Desc.			
	Description: Travel expenses for seminars	\$400.00					
	Column Total:	\$400.00					
Budg_Cat: Purchased Services - 300		\$628,459.34	\$682,723.00	\$689,592.00	\$689,592.00	\$6,869.00	1.01
3320.1.300.43230.4611.00000.00.000	CS - Waste Mgmt-Office Supp	\$642.61	\$800.00	\$800.00	\$800.00	\$0.00	0.00
	Column: [FY14CityManagerProposed]	Budget	FTE	Position Desc.			
	Description: Computer, copier & office supplies	\$800.00					
	Column Total:	\$800.00					
3320.1.300.43230.4612.00000.00.000	CS - Waste Mgmt-Operating S	\$83,798.81	\$100,000.00	\$100,000.00	\$100,000.00	\$0.00	0.00
	Column: [FY14CityManagerProposed]	Budget	FTE	Position Desc.			
	Description: Trash bags	\$100,000.00					
	Column Total:	\$100,000.00					

City of Dover, New Hampshire

Solid Waste Fund Expenditure Detail Report

Fiscal Year: 2013-2014

Print accounts with zero balance Round to whole dollars Account on new page

From Date: 7/1/2013

To Date: 6/30/2014

Definition: FY14 City Manager Proposed

Account	Description	FY12 Actual	FY13 Adopted Budget	FY14 Department Request	FY14 City Manager Proposed	Dollar Change	Percent Change
3320.1.300.43230.4626.00000.00.000	CS - Waste Mgmt - Vehicle Fu	\$1,837.67	\$1,245.00	\$1,245.00	\$1,245.00	\$0.00	0.00
	Column: [FY14CityManagerProposed]	Budget	FTE	Position Desc.			
	Description: 360 gals gas @ \$3.46	\$1,245.00					
	Column Total:	\$1,245.00					
3320.1.300.43230.4631.00000.00.000	CS - Waste Mgmt - Food	\$50.53	\$50.00	\$50.00	\$50.00	\$0.00	0.00
	Column: [FY14CityManagerProposed]	Budget	FTE	Position Desc.			
	Description: Public events and meetings	\$50.00					
	Column Total:	\$50.00					
Budg_Cat: Supplies - 600		\$86,329.62	\$102,095.00	\$102,095.00	\$102,095.00	\$0.00	0.00
3320.1.300.43230.4840.00000.00.000	CS - Waste Mgmt - Contingen	\$0.00	\$41,140.00	\$23,171.00	\$23,171.00	(\$17,969.00)	(43.68)
	Column: [FY14CityManagerProposed]	Budget	FTE	Position Desc.			
	Description: Contingency for Unforeseen Expenses	\$23,171.00					
	Column Total:	\$23,171.00					
Budg_Cat: Other Expenses - 800		\$0.00	\$41,140.00	\$23,171.00	\$23,171.00	(\$17,969.00)	(43.68)
Func: CS - Waste Mgmt - 43230		\$814,664.83	\$950,663.00	\$950,663.00	\$950,663.00	\$0.00	0.00
Grand Total:		\$814,664.83	\$950,663.00	\$950,663.00	\$950,663.00	\$0.00	0.00

End of Report

This page intentionally left blank.

COMMUNITY SERVICES

Division: Water Fund

Function 5300-43320

Mission Statement:

To deliver quality water that meets or exceeds standards on quality and safety, set by state and federal regulatory agencies.

Major Services/Responsibilities:

- Operate and maintain well sites, pumps, treatment equipment, water lines, valves and other related facilities and equipment.
- Test and chemically treat water supply to ensure compliance with State and Federal water quality standards.
- Inspect and certify back-flow protection devices.
- Perform billing for industrial and residential water users.
- Assist the Water and Sewer billing office with abatement review analysis.
- Maintain state-of-the-art water meters to improve efficiency of the Department.

Key Fiscal Year Objectives:

- Re-establish Smith Well
- Continue construction of the North End Water Tower and Pressure Zone including start up of the new system.
- Continue system efficiencies through the Capital Improvement Program.
- Continue annual well cleaning and repairs.
- Continue with implementation of VUEWorks work order system.
- Continue leak detection throughout distribution system.
- Continue development of Willand Pond Well

Performance Measures:

Description	FY12 Act	FY13 Est	FY14 Est
Total gallons of water produced per year (in millions)	1,112	1,114	1,000
Inspect and certify backflow preventers		350	350
Changed out water meters to direct read		200	200
Fire hydrants maintained	1,115	1,120	1,125

City of Dover, New Hampshire

Water Fund Expenditure Detail Report

Fiscal Year: 2013-2014

Print accounts with zero balance Round to whole dollars Account on new page

From Date: 7/1/2013

To Date: 6/30/2014

Definition: FY14 City Manager Proposed

Account	Description	FY12 Actual	FY13 Adopted Budget	FY14 Department Request	FY14 City Manager Proposed	Dollar Change	Percent Change
---------	-------------	-------------	---------------------	-------------------------	----------------------------	---------------	----------------

5300.1.300.43320.4110.00000.00.000	CS - Water - Regular Salaried	\$96,559.30	\$98,099.00	\$99,749.00	\$99,749.00	\$1,650.00	1.68
------------------------------------	-------------------------------	-------------	-------------	-------------	-------------	------------	------

Column: [FY14CityManagerProposed]

Budget FTE Position Desc.

Description: Boulanger, William L	(\$28,437.00)	-0.3300	33% Sewer
Description: Boulanger, William L	(\$28,438.00)	-0.3300	33% Streets
Description: Boulanger, William L	\$86,174.00	1.0000	Public Works Ut
Description: Steele, Douglas W	(\$28,779.00)	-0.2500	25% CS Admin
Description: Steele, Douglas W	(\$40,290.00)	-0.3500	35% Sewer
Description: Steele, Douglas W	(\$5,756.00)	-0.0500	5% Solid Waste
Description: Steele, Douglas W	\$115,115.00	1.0000	Director of Com
Description: White, Dave W	(\$25,853.00)	-0.3000	30% CS Engineer
Description: White, Dave W	(\$30,160.00)	-0.3500	35% Sewer
Description: White, Dave W	\$86,173.00	1.0000	City Engineer

Column Total: \$99,749.00

City of Dover, New Hampshire

Water Fund Expenditure Detail Report

Fiscal Year: 2013-2014

Print accounts with zero balance Round to whole dollars Account on new page

From Date: 7/1/2013

To Date: 6/30/2014

Definition: FY14 City Manager Proposed

Account	Description	FY12 Actual	FY13 Adopted Budget	FY14 Department Request	FY14 City Manager Proposed	Dollar Change	Percent Change
5300.1.300.43320.4115.00000.00.000	CS - Water-Regular Hourly Er	\$621,481.10	\$577,925.00	\$557,921.00	\$557,921.00	(\$20,004.00)	(3.46)
Column: [FY14CityManagerProposed]		Budget	FTE	Position Desc.			
	Description: 457 Incentive Pay	\$611.00		457 Incentive			
	Description: Alonzi, Brian	(\$31,192.00)	-0.5000	50% Sewer Fund			
	Description: Alonzi, Brian	\$62,384.00	1.0000	Maintenance Mec			
	Description: Bretz, Jennifer	(\$19,208.00)	-0.5000	50% CS Engineer			
	Description: Bretz, Jennifer	\$38,415.00	1.0000	Secretary I			
	Description: Chapman, Thomas	(\$31,192.00)	-0.5000	50% Sewer Fund			
	Description: Chapman, Thomas	\$62,385.00	1.0000	Pump Station Op			
	Description: Clark, Benjamin C	(\$20,259.00)	-0.3000	30% CS Engineer			
	Description: Clark, Benjamin C	(\$23,635.00)	-0.3500	35% Sewer			
	Description: Clark, Benjamin C	\$67,529.00	1.0000	Asst City Engrn			
	Description: Fowler, Richard L	(\$32,718.00)	-0.5000	50% Sewer Fund			
	Description: Fowler, Richard L	\$65,435.00	1.0000	Maintenance Mec			
	Description: Frank, William R	(\$22,340.00)	-0.5000	50% Sewer Fund			
	Description: Frank, William R	\$44,680.00	1.0000	Maintenance Mec			
	Description: Grass, Ryan	(\$15,688.00)	-0.5000	50% Sewer Fund			
	Description: Grass, Ryan	\$31,375.00	1.0000	Truck Driver			
	Description: Hager, Stacey A	(\$11,170.00)	-0.2500	25% CS Admin			
	Description: Hager, Stacey A	(\$11,170.00)	-0.2500	25% Sewer			
	Description: Hager, Stacey A	(\$11,170.00)	-0.2500	25% Solid Waste			
	Description: Hager, Stacey A	\$44,680.00	1.0000	Office Manager			
	Description: Heaphy Moisan, Meghan M	(\$12,385.00)	-0.3000	30% CS Admin			
	Description: Heaphy Moisan, Meghan M	(\$14,449.00)	-0.3500	35% Sewer Fund			
	Description: Heaphy Moisan, Meghan M	\$41,283.00	1.0000	Secretary II			
	Description: Lancey, Kenneth	(\$18,708.00)	-0.5000	50% Sewer Fund			
	Description: Lancey, Kenneth	\$37,415.00	1.0000	Truck Driver			
	Description: Mandigo, Alan R	(\$21,541.00)	-0.5000	50% Sewer Fund			

City of Dover, New Hampshire

Water Fund Expenditure Detail Report

Fiscal Year: 2013-2014

 Print accounts with zero balance
 Round to whole dollars
 Account on new page

From Date: 7/1/2013

To Date: 6/30/2014

Definition: FY14 City Manager Proposed

Account	Description	FY12 Actual	FY13 Adopted Budget	FY14 Department Request	FY14 City Manager Proposed	Dollar Change	Percent Change
	Description: Mandigo, Alan R	\$43,082.00	1.0000	Maintenance Mec			
	Description: McCulloch, Jamie	(\$21,306.00)	-0.5000	50% Sewer Fund			
	Description: McCulloch, Jamie	\$42,613.00	1.0000	Bookkeeper			
	Description: Meyers, Kathleen B	(\$27,879.00)	-0.5000	50% Sewer Fund			
	Description: Meyers, Kathleen B	\$55,758.00	1.0000	Engineering Tec			
	Description: Mountain, Fulton T	(\$19,853.00)	-0.5000	50% Sewer Fund			
	Description: Mountain, Fulton T	\$39,705.00	1.0000	Heavy Equipment			
	Description: Nadeau, Michael P	(\$22,412.00)	-0.5000	50% Sewer Fund			
	Description: Nadeau, Michael P	\$44,824.00	1.0000	Heavy Equipment			
	Description: Pilewski, Patrick	(\$25,765.00)	-0.5000	50% Sewer Fund			
	Description: Pilewski, Patrick	\$51,529.00	1.0000	Pump Station Op			
	Description: Pine, Timothy	(\$16,453.00)	-0.5000	50% Sewer Fund			
	Description: Pine, Timothy	\$32,905.00	1.0000	Truck Driver			
	Description: Purpura, William J	(\$24,575.00)	-0.5000	50% Sewer Fund			
	Description: Purpura, William J	\$49,149.00	1.0000	Inventory Coord			
	Description: Rabideau, Matthew T	(\$22,340.00)	-0.5000	50% Sewer Fund			
	Description: Rabideau, Matthew T	\$44,680.00	1.0000	Maintenance Mec			
	Description: SCADA Pay 3,460 hrs @ \$3	\$10,380.00					
	Description: Steneri, Denise	(\$16,767.00)	-0.5000	50% Sewer Fund			
	Description: Steneri, Denise	\$33,535.00	1.0000	Account Clerk I			
	Description: Stevens, Jamie	(\$25,219.00)	-0.5000	50% Sewer Fund			
	Description: Stevens, Jamie	\$50,438.00	1.0000	Pump Station Op			
	Description: TBD - Bookkeeper	(\$14,616.00)	-0.5000	50% Sewer Fund			
	Description: TBD - Bookkeeper	\$29,232.00	1.0000	Bookkeeper			
	Description: TBD - Pump Station Operator	(\$19,052.00)	-0.5000	50% Sewer Fund			
	Description: TBD - Pump Station Operator	\$38,104.00	1.0000	Pump Station Op			
	Description: Waldron, Theresa	(\$8,112.00)	-0.2500	50% Sewer Fund			
	Description: Waldron, Theresa	\$16,224.00	0.5000	Account Clerk I			

City of Dover, New Hampshire

Water Fund Expenditure Detail Report

Fiscal Year: 2013-2014

Print accounts with zero balance Round to whole dollars Account on new page

From Date: 7/1/2013

To Date: 6/30/2014

Definition: FY14 City Manager Proposed

Account	Description	FY12 Actual	FY13 Adopted Budget	FY14 Department Request	FY14 City Manager Proposed	Dollar Change	Percent Change
	Description: Young, Edward W Jr	(\$21,012.00)	-0.5000	50% Sewer Fund			
	Description: Young, Edward W Jr	\$42,024.00	1.0000	Truck Driver			
	Description: Young, Matthew	(\$19,734.00)	-0.5000	50% Sewer Fund			
	Description: Young, Matthew	\$39,467.00	1.0000	Maintenance Mec			
	Column Total:	\$557,921.00					
5300.1.300.43320.4120.00000.00.000	CS - Water - Temporary Empl	\$0.00	\$7,000.00	\$7,000.00	\$7,000.00	\$0.00	0.00
	Column: [FY14CityManagerProposed]	Budget	FTE	Position Desc.			
	Description: Seasonal Maintenance Laborer	\$7,000.00					
	Column Total:	\$7,000.00					
5300.1.300.43320.4130.00000.00.000	CS - Water-Overtime Pay	\$44,739.31	\$50,000.00	\$50,000.00	\$50,000.00	\$0.00	0.00
	Column: [FY14CityManagerProposed]	Budget	FTE	Position Desc.			
	Description: Emergencies and weekend standby	\$50,000.00					
	Column Total:	\$50,000.00					
5300.1.300.43320.4170.00000.00.000	CS - Water-Longevity Pay	\$9,000.00	\$10,784.00	\$10,164.00	\$10,164.00	(\$620.00)	(5.75)
	Column: [FY14CityManagerProposed]	Budget	FTE	Position Desc.			
	Description: 3 @ 15-19 prorated	\$1,500.00					
	Description: 6 @ 10-14 Years prorated	\$2,280.00					
	Description: 6 @ Over 20 years prorated	\$4,304.00					
	Description: 9 @ 5-9 Years prorated	\$2,080.00					
	Column Total:	\$10,164.00					
5300.1.300.43320.4211.00000.00.000	CS - Water-Health Insurance	\$233,725.91	\$238,659.00	\$259,528.00	\$259,528.00	\$20,869.00	8.74
	Column: [FY14CityManagerProposed]	Budget	FTE	Position Desc.			
	Description: Medical Pemiums to LGC HealthTrust	\$259,528.00					
	Column Total:	\$259,528.00					

City of Dover, New Hampshire

Water Fund Expenditure Detail Report

Fiscal Year: 2013-2014

Print accounts with zero balance Round to whole dollars Account on new page

From Date: 7/1/2013

To Date: 6/30/2014

Definition: FY14 City Manager Proposed

Account	Description	FY12 Actual	FY13 Adopted Budget	FY14 Department Request	FY14 City Manager Proposed	Dollar Change	Percent Change
5300.1.300.43320.4212.00000.00.000	CS - Water-Dental Insurance	\$9,659.68	\$6,736.00	\$7,544.00	\$7,544.00	\$808.00	12.00
	Column: [FY14CityManagerProposed]	Budget	FTE	Position Desc.			
	Description: Dental Premium LGC HealthTrust	\$7,544.00					
	Column Total:	\$7,544.00					
5300.1.300.43320.4213.00000.00.000	CS - Water-Life Insurance	\$1,616.12	\$1,584.00	\$1,532.00	\$1,532.00	(\$52.00)	(3.28)
	Column: [FY14CityManagerProposed]	Budget	FTE	Position Desc.			
	Description: Life Premiums to LGC HealthTrust	\$1,532.00					
	Column Total:	\$1,532.00					
5300.1.300.43320.4214.00000.00.000	CS - Water - Disability Insurar	\$171.36	\$294.00	\$302.00	\$302.00	\$8.00	2.72
	Column: [FY14CityManagerProposed]	Budget	FTE	Position Desc.			
	Description: Disability Premiums	\$302.00					
	Column Total:	\$302.00					
5300.1.300.43320.4220.00000.00.000	CS - Water-FICA	\$49,717.97	\$42,376.00	\$41,518.00	\$41,518.00	(\$858.00)	(2.02)
	Column: [FY14CityManagerProposed]	Budget	FTE	Position Desc.			
	Description: Cost of FICA - 6.2% of Wages	\$41,518.00					
	Column Total:	\$41,518.00					
5300.1.300.43320.4225.00000.00.000	CS - Water-Medicare	\$11,679.83	\$9,943.00	\$9,722.00	\$9,722.00	(\$221.00)	(2.22)
	Column: [FY14CityManagerProposed]	Budget	FTE	Position Desc.			
	Description: Cost of Medicare - 1.45% of wages	\$9,722.00					
	Column Total:	\$9,722.00					
5300.1.300.43320.4230.00000.00.000	CS - Water-Retirement	\$70,114.20	\$63,454.00	\$79,785.00	\$79,785.00	\$16,331.00	25.74
	Column: [FY14CityManagerProposed]	Budget	FTE	Position Desc.			
	Description: Cost of NH Retirement System payments	\$79,785.00					
	Column Total:	\$79,785.00					

City of Dover, New Hampshire

Water Fund Expenditure Detail Report

Fiscal Year: 2013-2014

Print accounts with zero balance Round to whole dollars Account on new page

From Date: 7/1/2013

To Date: 6/30/2014

Definition: FY14 City Manager Proposed

Account	Description	FY12 Actual	FY13 Adopted Budget	FY14 Department Request	FY14 City Manager Proposed	Dollar Change	Percent Change
5300.1.300.43320.4240.00000.00.000	CS - Water-Staff Developmen	\$3,296.50	\$3,000.00	\$3,500.00	\$3,500.00	\$500.00	16.67
	Column: [FY14CityManagerProposed]	Budget	FTE	Position Desc.			
	Description: Training for Operator Certification	\$3,500.00					
	Notes: Additional request for require asbestos training						
	Column Total:	\$3,500.00					
5300.1.300.43320.4260.00000.00.000	CS - Water-Worker's Comp In	\$21,057.96	\$21,058.00	\$27,884.00	\$27,884.00	\$6,826.00	32.42
	Column: [FY14CityManagerProposed]	Budget	FTE	Position Desc.			
	Description: Workers Comp allocation of self insur.	\$27,884.00					
	Column Total:	\$27,884.00					
5300.1.300.43320.4290.00000.00.000	CS - Water-FSA Fees	\$72.00	\$248.00	\$281.00	\$281.00	\$33.00	13.31
	Column: [FY14CityManagerProposed]	Budget	FTE	Position Desc.			
	Description: Admin fees - Flexible Spending Accts	\$281.00					
	Column Total:	\$281.00					
5300.1.300.43320.4295.00000.00.000	CS - Water - Compensated At	\$6,869.58	\$1,000.00	\$1,000.00	\$1,000.00	\$0.00	0.00
	Column: [FY14CityManagerProposed]	Budget	FTE	Position Desc.			
	Description: Payment of unused leave and annual	\$1,000.00					
	Column Total:	\$1,000.00					
Budg_Cat: Personal Services - 100		\$1,179,760.82	\$1,132,160.00	\$1,157,430.00	\$1,157,430.00	\$25,270.00	2.23
5300.1.300.43320.4311.00000.00.000	CS - Water-Administrative Ser	\$9,576.71	\$0.00	\$0.00	\$0.00	\$0.00	0.00
5300.1.300.43320.4335.00000.00.000	CS - Water-Auditing Services	\$6,387.29	\$3,938.00	\$3,938.00	\$3,938.00	\$0.00	0.00
	Column: [FY14CityManagerProposed]	Budget	FTE	Position Desc.			
	Description: Division share of auditing costs	\$3,938.00					
	Column Total:	\$3,938.00					

City of Dover, New Hampshire

Water Fund Expenditure Detail Report

Fiscal Year: 2013-2014

Print accounts with zero balance Round to whole dollars Account on new page

From Date: 7/1/2013

To Date: 6/30/2014

Definition: FY14 City Manager Proposed

Account	Description	FY12 Actual	FY13 Adopted Budget	FY14 Department Request	FY14 City Manager Proposed	Dollar Change	Percent Change
5300.1.300.43320.4336.00000.00.000	CS - Water-Medical Services	\$655.00	\$650.00	\$650.00	\$650.00	\$0.00	0.00
Column: [FY14CityManagerProposed]		Budget	FTE	Position Desc.			
	Description: Doctors Certificates/ Drug & Alcohol Testing	\$650.00					
	Column Total:	\$650.00					
5300.1.300.43320.4339.00000.00.000	CS - Water - Consulting Servi	\$25,503.35	\$28,281.00	\$29,339.00	\$29,339.00	\$1,058.00	3.74
Column: [FY14CityManagerProposed]		Budget	FTE	Position Desc.			
	Description: 10 % Allocated to Engineering	(\$9,669.00)					
	Description: 20% Allocated to Sewer Fund	(\$19,339.00)					
	Description: 50% Allocated to Landfill	(\$48,347.00)					
	Description: Environmental Consultant	\$96,694.00					
	Description: Other Consulting Services	\$10,000.00					
	Column Total:	\$29,339.00					
5300.1.300.43320.4341.00000.00.000	CS - Water-Technical Service	\$15,266.79	\$19,124.00	\$18,110.00	\$18,110.00	(\$1,014.00)	(5.30)
Column: [FY14CityManagerProposed]		Budget	FTE	Position Desc.			
	Description: Bacteria Testing	\$3,600.00					
	Description: Combined Radium Testing	\$600.00					
	Description: Compaction Testing	\$500.00					
	Description: Dig Safe Charges	\$2,900.00					
	Description: Flouride Testing	\$200.00					
	Description: IOC Testing	\$1,650.00					
	Description: Nitrites/Nitrates Testing	\$100.00					
	Description: Other contracted technical services	\$2,000.00					
	Description: SOC Testing	\$4,550.00					
	Description: TTHM/HAA5 Testing	\$1,050.00					
	Description: VOC Testing	\$960.00					
	Column Total:	\$18,110.00					

City of Dover, New Hampshire

Water Fund Expenditure Detail Report

Fiscal Year: 2013-2014

Print accounts with zero balance Round to whole dollars Account on new page

From Date: 7/1/2013

To Date: 6/30/2014

Definition: FY14 City Manager Proposed

Account	Description	FY12 Actual	FY13 Adopted Budget	FY14 Department Request	FY14 City Manager Proposed	Dollar Change	Percent Change
5300.1.300.43320.4411.00000.00.000	CS - Water-Water And Sewer	\$57,745.22	\$66,000.00	\$67,500.00	\$67,500.00	\$1,500.00	2.27
	Column: [FY14CityManagerProposed]	Budget	FTE	Position Desc.			
	Description: Lowell Ave. Treatment Plant	\$66,000.00					
	Description: Waste Water Permit Fee	\$1,500.00					
	Column Total:	\$67,500.00					
5300.1.300.43320.4431.00000.00.000	CS - Water-Maint Chrgs - Buil	\$6,420.75	\$16,000.00	\$16,000.00	\$16,000.00	\$0.00	0.00
	Column: [FY14CityManagerProposed]	Budget	FTE	Position Desc.			
	Description: Maint. and building repairs for 3 water treatment	\$16,000.00					
	Column Total:	\$16,000.00					
5300.1.300.43320.4432.00000.00.000	CS - Water-Maint Chrgs - Imp	\$95,121.12	\$67,000.00	\$60,000.00	\$60,000.00	(\$7,000.00)	(10.45)
	Column: [FY14CityManagerProposed]	Budget	FTE	Position Desc.			
	Description: Clean/repair two wells	\$60,000.00					
	Column Total:	\$60,000.00					
5300.1.300.43320.4433.00000.00.000	CS - Water-Maint Chrgs - Equ	\$27,573.50	\$31,250.00	\$31,250.00	\$31,250.00	\$0.00	0.00
	Column: [FY14CityManagerProposed]	Budget	FTE	Position Desc.			
	Description: Radio Calibration	\$1,250.00					
	Description: Repairs to motors/alarms, elec. system & chem. fee	\$20,000.00					
	Description: SCADA Service	\$10,000.00					
	Column Total:	\$31,250.00					

City of Dover, New Hampshire

Water Fund Expenditure Detail Report

Fiscal Year: 2013-2014

Print accounts with zero balance Round to whole dollars Account on new page

From Date: 7/1/2013

To Date: 6/30/2014

Definition: FY14 City Manager Proposed

Account	Description	FY12 Actual	FY13 Adopted Budget	FY14 Department Request	FY14 City Manager Proposed	Dollar Change	Percent Change
5300.1.300.43320.4435.00000.00.000	CS - Water-Maint Chrgs - Offi	\$12,989.05	\$12,329.00	\$19,927.00	\$19,927.00	\$7,598.00	61.63
Column: [FY14CityManagerProposed]		Budget	FTE	Position Desc.			
	Description: Badger Meter Service Contract Meter Software	\$3,545.00					
	Description: Division share of DoverNet support	\$7,389.00					
	Description: Division share of Ikon copier	\$376.00					
	Description: Division share of PC replacement	\$684.00					
	Description: Division Share UB Billing Software	\$6,200.00					
	Description: ESRI Arc View	\$233.00					
	Description: SCADA radio system mainteance agreement	\$1,400.00					
	Description: Simplex Time Recorder Maintenance	\$100.00					
	Column Total:	\$19,927.00					
5300.1.300.43320.4443.00000.00.000	CS - Water-Rental of Equipme	\$1,910.90	\$9,500.00	\$9,776.00	\$9,776.00	\$276.00	2.91
Column: [FY14CityManagerProposed]		Budget	FTE	Position Desc.			
	Description: Contractor rentals; excavators	\$9,000.00					
	Description: Div. Share Ikon Copier	\$296.00					
	Description: MFP (finance office)	\$480.00					
	Column Total:	\$9,776.00					
5300.1.300.43320.4460.00000.00.000	CS - Water-Taxes	\$11,994.97	\$12,032.00	\$22,234.00	\$22,234.00	\$10,202.00	84.79
Column: [FY14CityManagerProposed]		Budget	FTE	Position Desc.			
	Description: B & M Railroad Lease	\$700.00					
	Description: Madbury land/building taxes	\$10,840.00					
	Description: Rochester land/building taxes	\$728.00					
	Description: Somersworth land taxes	\$9,966.00					
	Column Total:	\$22,234.00					

City of Dover, New Hampshire

Water Fund Expenditure Detail Report

Fiscal Year: 2013-2014

Print accounts with zero balance Round to whole dollars Account on new page

From Date: 7/1/2013

To Date: 6/30/2014

Definition: FY14 City Manager Proposed

Account	Description	FY12 Actual	FY13 Adopted Budget	FY14 Department Request	FY14 City Manager Proposed	Dollar Change	Percent Change
5300.1.300.43320.4521.00000.00.000	CS - Water-Property Insuranc	\$5,128.97	\$5,348.00	\$6,748.00	\$6,748.00	\$1,400.00	26.18
	Column: [FY14CityManagerProposed]	Budget	FTE	Position Desc.			
	Description: Cost of LGC Property Insur	\$6,748.00					
	Column Total:	\$6,748.00					
5300.1.300.43320.4522.00000.00.000	CS - Water-Vehicle & Equip Ir	\$6,729.00	\$6,729.00	\$5,383.00	\$5,383.00	(\$1,346.00)	(20.00)
	Column: [FY14CityManagerProposed]	Budget	FTE	Position Desc.			
	Description: Cost of LGC Vehicle Insur	\$5,383.00					
	Column Total:	\$5,383.00					
5300.1.300.43320.4524.00000.00.000	CS - Water-Public Liab Insura	\$11,376.45	\$11,377.00	\$11,377.00	\$11,377.00	\$0.00	0.00
	Column: [FY14CityManagerProposed]	Budget	FTE	Position Desc.			
	Description: Cost of LGC Public Liability Insur	\$11,377.00					
	Column Total:	\$11,377.00					
5300.1.300.43320.4531.00000.00.000	Telecommunications	\$10,417.03	\$12,120.00	\$11,566.00	\$11,566.00	(\$554.00)	(4.57)
	Column: [FY14CityManagerProposed]	Budget	FTE	Position Desc.			
	Description: Services/equipment for voice, fax, data, wireless	\$11,566.00					
	Column Total:	\$11,566.00					
5300.1.300.43320.4534.00000.00.000	CS - Water-Postage	\$12,422.54	\$9,700.00	\$12,000.00	\$12,000.00	\$2,300.00	23.71
	Column: [FY14CityManagerProposed]	Budget	FTE	Position Desc.			
	Description: Correspondence, Utility Bills, express & parcels	\$12,000.00					
	Column Total:	\$12,000.00					
5300.1.300.43320.4540.00000.00.000	CS - Water-Advertising	\$0.00	\$350.00	\$350.00	\$350.00	\$0.00	0.00
	Column: [FY14CityManagerProposed]	Budget	FTE	Position Desc.			
	Description: Consumer Confidence Report Notice	\$350.00					
	Column Total:	\$350.00					

City of Dover, New Hampshire

Water Fund Expenditure Detail Report

Fiscal Year: 2013-2014

Print accounts with zero balance Round to whole dollars Account on new page

From Date: 7/1/2013

To Date: 6/30/2014

Definition: FY14 City Manager Proposed

Account	Description	FY12 Actual	FY13 Adopted Budget	FY14 Department Request	FY14 City Manager Proposed	Dollar Change	Percent Change
5300.1.300.43320.4550.00000.00.000	CS - Water-Printing And Bindi	\$1,870.04	\$4,000.00	\$3,000.00	\$3,000.00	(\$1,000.00)	(25.00)
	Column: [FY14CityManagerProposed]	Budget	FTE	Position Desc.			
	Description: Consumer Confidence Report	\$1,500.00					
	Description: Various forms & permits	\$1,500.00					
	Column Total:	\$3,000.00					
5300.1.300.43320.4580.00000.00.000	CS - Water-Travel Expense	\$40.49	\$1,000.00	\$1,000.00	\$1,000.00	\$0.00	0.00
	Column: [FY14CityManagerProposed]	Budget	FTE	Position Desc.			
	Description: Travel expenses for seminars	\$1,000.00					
	Column Total:	\$1,000.00					
Budg_Cat: Purchased Services - 300		\$319,129.17	\$316,728.00	\$330,148.00	\$330,148.00	\$13,420.00	4.24
5300.1.300.43320.4611.00000.00.000	CS - Water-Office Supplies	\$1,044.96	\$2,500.00	\$2,500.00	\$2,500.00	\$0.00	0.00
	Column: [FY14CityManagerProposed]	Budget	FTE	Position Desc.			
	Description: Office, copy and computer supplies	\$2,500.00					
	Column Total:	\$2,500.00					
5300.1.300.43320.4612.00000.00.000	CS - Water-Operating Supplie	\$80,339.48	\$111,500.00	\$111,500.00	\$111,500.00	\$0.00	0.00
	Column: [FY14CityManagerProposed]	Budget	FTE	Position Desc.			
	Description: Caustic to control PH of water	\$39,100.00					
	Description: Chlorine	\$7,800.00					
	Description: Fluoride	\$23,600.00					
	Description: Industrial supplies for cleaning/service	\$1,200.00					
	Description: Phosphates	\$3,200.00					
	Description: Potassium	\$4,200.00					
	Description: Sodium F	\$6,100.00					
	Description: Zinc Ortho	\$26,300.00					
	Column Total:	\$111,500.00					

City of Dover, New Hampshire

Water Fund Expenditure Detail Report

Fiscal Year: 2013-2014

Print accounts with zero balance Round to whole dollars Account on new page

From Date: 7/1/2013

To Date: 6/30/2014

Definition: FY14 City Manager Proposed

Account	Description	FY12 Actual	FY13 Adopted Budget	FY14 Department Request	FY14 City Manager Proposed	Dollar Change	Percent Change
5300.1.300.43320.4615.00000.00.000	CS - Water-Clothing & Uniform	\$7,745.66	\$7,618.00	\$8,500.00	\$8,500.00	\$882.00	11.58
	Column: [FY14CityManagerProposed]	Budget	FTE	Position Desc.			
	Description: Boots per union contract AFSCME 7 @ \$300	\$2,100.00					
	Description: Boots per union contract DPEA 6 @ 300	\$600.00					
	Description: Rain gear	\$300.00					
	Description: Uniforms	\$5,500.00					
	Column Total:	\$8,500.00					
5300.1.300.43320.4619.00000.00.000	CS - Water-Supplies for Resa	\$0.00	\$0.00	\$4,000.00	\$4,000.00	\$4,000.00	0.00
	Column: [FY14CityManagerProposed]	Budget	FTE	Position Desc.			
	Description: Water supplies for resale	\$4,000.00					
	Column Total:	\$4,000.00					
5300.1.300.43320.4621.00000.00.000	CS-Water - Natural Gas	\$4,042.10	\$16,531.00	\$12,321.00	\$12,321.00	(\$4,210.00)	(25.47)
	Column: [FY14CityManagerProposed]	Budget	FTE	Position Desc.			
	Description: Booster Station - North End	\$2,500.00					
	Description: Natural Gas - Lowell Ave 4,099 Therms @ \$1.21	\$4,960.00					
	Description: PWF 12,052 therms @ \$1.21 shared 33% w/ F&G & sewe	\$5,997.00					
	Description: z Energy Savings Estimate FY14	(\$1,136.00)					
	Column Total:	\$12,321.00					

City of Dover, New Hampshire

Water Fund Expenditure Detail Report

Fiscal Year: 2013-2014

Print accounts with zero balance Round to whole dollars Account on new page

From Date: 7/1/2013

To Date: 6/30/2014

Definition: FY14 City Manager Proposed

Account	Description	FY12 Actual	FY13 Adopted Budget	FY14 Department Request	FY14 City Manager Proposed	Dollar Change	Percent Change
5300.1.300.43320.4622.00000.00.000	CS - Water-Electricity	\$234,175.68	\$298,060.00	\$267,588.00	\$267,588.00	(\$30,472.00)	(10.22)
	Column: [FY14CityManagerProposed]	Budget	FTE	Position Desc.			
	Description: Booster Station - North End	\$8,500.00					
	Description: Power for wells & Treatment Plants 1,836,659 KWH	\$249,371.00					
	Description: PWF shared 33 % w/ F&G & Sewer	\$20,331.00					
	Description: z Energy Savings Estimate FY14	(\$10,614.00)					
	Column Total:	\$267,588.00					
5300.1.300.43320.4623.00000.00.000	CS - Water - Propane	\$26,156.48	\$34,999.00	\$27,030.00	\$27,030.00	(\$7,969.00)	(22.77)
	Column: [FY14CityManagerProposed]	Budget	FTE	Position Desc.			
	Description: 15,445 Gals @ \$1.75	\$27,030.00					
	Column Total:	\$27,030.00					
5300.1.300.43320.4626.00000.00.000	CS - Water-Vehicle Fuels	\$44,075.17	\$37,225.00	\$44,765.00	\$44,765.00	\$7,540.00	20.26
	Column: [FY14CityManagerProposed]	Budget	FTE	Position Desc.			
	Description: 2,800 gals diesel @ \$3.86	\$10,808.00					
	Description: 3,227 gals off road diesel @ \$3.53	\$11,391.00					
	Description: 6,522 gals unleaded fuel @ \$3.46	\$22,566.00					
	Column Total:	\$44,765.00					
5300.1.300.43320.4631.00000.00.000	CS - Water - Food	\$0.00	\$100.00	\$100.00	\$100.00	\$0.00	0.00
	Column: [FY14CityManagerProposed]	Budget	FTE	Position Desc.			
	Description: Public events and meetings	\$100.00					
	Column Total:	\$100.00					
5300.1.300.43320.4635.00000.00.000	CS water- Medicinal Supplies	\$125.17	\$0.00	\$100.00	\$100.00	\$100.00	0.00
	Column: [FY14CityManagerProposed]	Budget	FTE	Position Desc.			
	Description: CS water- Medicinal Supplies	\$100.00					
	Column Total:	\$100.00					

City of Dover, New Hampshire

Water Fund Expenditure Detail Report

Fiscal Year: 2013-2014

Print accounts with zero balance Round to whole dollars Account on new page

From Date: 7/1/2013

To Date: 6/30/2014

Definition: FY14 City Manager Proposed

Account	Description	FY12 Actual	FY13 Adopted Budget	FY14 Department Request	FY14 City Manager Proposed	Dollar Change	Percent Change
5300.1.300.43320.4640.00000.00.000	CS - Water-Books & Publicati	\$0.00	\$200.00	\$200.00	\$200.00	\$0.00	0.00
	Column: [FY14CityManagerProposed]	Budget	FTE	Position Desc.			
	Description: Technical publications/trade journals	\$200.00					
	Column Total:	\$200.00					
5300.1.300.43320.4651.00000.00.000	CS - Water-Maint Supplies - E	\$716.67	\$3,000.00	\$3,000.00	\$3,000.00	\$0.00	0.00
	Column: [FY14CityManagerProposed]	Budget	FTE	Position Desc.			
	Description: Upkeep of Public Works Facility and Wells	\$3,000.00					
	Column Total:	\$3,000.00					
5300.1.300.43320.4652.00000.00.000	CS - Water-Maint Supplies - Ir	\$72,896.30	\$62,000.00	\$65,000.00	\$65,000.00	\$3,000.00	4.84
	Column: [FY14CityManagerProposed]	Budget	FTE	Position Desc.			
	Description: Water system maint. supplies	\$65,000.00					
	Column Total:	\$65,000.00					
5300.1.300.43320.4653.00000.00.000	CS - Water-Maint Supplies - E	\$8,198.19	\$15,000.00	\$15,000.00	\$15,000.00	\$0.00	0.00
	Column: [FY14CityManagerProposed]	Budget	FTE	Position Desc.			
	Description: Well seals, repairs to chemical pumps	\$15,000.00					
	Column Total:	\$15,000.00					
5300.1.300.43320.4654.00000.00.000	CS - Water-Maint Supplies - V	\$47,530.56	\$37,265.00	\$37,265.00	\$37,265.00	\$0.00	0.00
	Column: [FY14CityManagerProposed]	Budget	FTE	Position Desc.			
	Description: Repairs/Parts for dept. vehicles	\$37,265.00					
	Column Total:	\$37,265.00					
5300.1.300.43320.4661.00000.00.000	CS - Water-Fleet Maintenance	\$71,276.04	\$75,548.00	\$79,788.00	\$79,788.00	\$4,240.00	5.61
	Column: [FY14CityManagerProposed]	Budget	FTE	Position Desc.			
	Description: Division share of Fleet Maint. Budget	\$79,788.00					
	Column Total:	\$79,788.00					

City of Dover, New Hampshire

Water Fund Expenditure Detail Report

Fiscal Year: 2013-2014

Print accounts with zero balance Round to whole dollars Account on new page

From Date: 7/1/2013

To Date: 6/30/2014

Definition: FY14 City Manager Proposed

Account	Description	FY12 Actual	FY13 Adopted Budget	FY14 Department Request	FY14 City Manager Proposed	Dollar Change	Percent Change
5300.1.300.43320.4681.00000.00.000	CS - Water-Minor Equipment	\$3,148.30	\$4,500.00	\$4,500.00	\$4,500.00	\$0.00	0.00
	Column: [FY14CityManagerProposed]	Budget	FTE	Position Desc.			
	Description: Diamond cutting blades, comp. bits	\$250.00					
	Description: Shovels, brooms, hoses for pumps, small tools	\$4,250.00					
	Column Total:	\$4,500.00					
Budg_Cat: Supplies - 600		\$601,470.76	\$706,046.00	\$683,157.00	\$683,157.00	(\$22,889.00)	(3.24)
5300.1.300.43320.4741.00000.00.000	CS - Water-Machinery & Equip	\$68,695.28	\$150,000.00	\$150,000.00	\$150,000.00	\$0.00	0.00
	Column: [FY14CityManagerProposed]	Budget	FTE	Position Desc.			
	Description: Treatment Plant & Well eq. replacement	\$75,000.00					
	Description: Water Meters	\$75,000.00					
	Column Total:	\$150,000.00					
5300.1.300.43320.4741.00000.99.000	Machinery & Equipment - CFV	\$3,994.00	\$0.00	\$0.00	\$0.00	\$0.00	0.00
5300.1.300.43320.4742.00000.00.000	CS - Water-Light Vehicles	\$0.00	\$12,500.00	\$12,500.00	\$12,500.00	\$0.00	0.00
	Column: [FY14CityManagerProposed]	Budget	FTE	Position Desc.			
	Description: Vehicle Replacement Program	\$12,500.00					
	Column Total:	\$12,500.00					
5300.1.300.43320.4760.00000.00.000	CS - Water-Depreciation Expe	\$946,000.08	\$1,171,666.00	\$1,189,276.00	\$1,189,276.00	\$17,610.00	1.50
	Column: [FY14CityManagerProposed]	Budget	FTE	Position Desc.			
	Description: 1/2 yr depreciation on antic. additions	\$126,302.00					
	Description: Existing capital assets depreciation	\$867,132.00					
	Description: Full yr deprec on current year additions	\$195,842.00					
	Column Total:	\$1,189,276.00					
Budg_Cat: Capital Outlay - 700		\$1,018,689.36	\$1,334,166.00	\$1,351,776.00	\$1,351,776.00	\$17,610.00	1.32

City of Dover, New Hampshire

Water Fund Expenditure Detail Report

Fiscal Year: 2013-2014

Print accounts with zero balance Round to whole dollars Account on new page

From Date: 7/1/2013

To Date: 6/30/2014

Definition: FY14 City Manager Proposed

Account	Description	FY12 Actual	FY13 Adopted Budget	FY14 Department Request	FY14 City Manager Proposed	Dollar Change	Percent Change
5300.1.300.43320.4810.00000.00.000	CS - Water-Membership Dues	\$3,962.00	\$4,285.00	\$4,285.00	\$4,285.00	\$0.00	0.00
	Column: [FY14CityManagerProposed]	Budget	FTE	Position Desc.			
	Description: American Water Works	\$1,615.00					
	Description: NE Rural Water Assoc.	\$50.00					
	Description: NE Water Works Member/Cert.	\$820.00					
	Description: NH Water Works & Council	\$1,000.00					
	Description: State Certification	\$800.00					
	Column Total:	\$4,285.00					
5300.1.300.43320.4820.00000.00.000	CS - Water-Dept Overhead Cl	\$150,700.08	\$155,500.00	\$155,500.00	\$155,500.00	\$0.00	0.00
	Column: [FY14CityManagerProposed]	Budget	FTE	Position Desc.			
	Description: Indirect Costs Allocation	\$155,500.00					
	Column Total:	\$155,500.00					
5300.1.300.43320.4840.00000.00.000	CS - Water - Contingency	\$0.00	\$13,200.00	\$17,500.00	\$17,500.00	\$4,300.00	32.58
	Column: [FY14CityManagerProposed]	Budget	FTE	Position Desc.			
	Description: To Address Unanticipated Needs 0.36% Policy Target	\$17,500.00					
	Column Total:	\$17,500.00					
5300.1.300.43320.4891.00000.00.000	CS - Water-Abatements	\$480.00	\$10,000.00	\$10,000.00	\$10,000.00	\$0.00	0.00
	Column: [FY14CityManagerProposed]	Budget	FTE	Position Desc.			
	Description: Estimated expense for uncollectibles	\$10,000.00					
	Column Total:	\$10,000.00					
Budg_Cat: Other Expenses - 800		\$155,142.08	\$182,985.00	\$187,285.00	\$187,285.00	\$4,300.00	2.35

City of Dover, New Hampshire

Water Fund Expenditure Detail Report

Fiscal Year: 2013-2014

Print accounts with zero balance Round to whole dollars Account on new page

From Date: 7/1/2013

To Date: 6/30/2014

Definition: FY14 City Manager Proposed

Account	Description	FY12 Actual	FY13 Adopted Budget	FY14 Department Request	FY14 City Manager Proposed	Dollar Change	Percent Change
5300.1.300.43320.4912.00000.00.000	CS - Water - Transfer to Spec	\$75,552.00	\$75,005.00	\$89,130.00	\$89,130.00	\$14,125.00	18.83
	Column: [FY14CityManagerProposed]	Budget	FTE	Position Desc.			
	Description: 15% of Water Fund Share of OPEB ARC	\$22,999.00		Target 15% FY14			
	Description: Insurance Premium Costs for 6 Retirees to OPEB Lia	\$66,131.00					
	Column Total:	\$89,130.00					
5300.1.300.43320.4918.00000.00.000	CS - Water-Transfer To Trust	\$475,000.00	\$500,000.00	\$500,000.00	\$500,000.00	\$0.00	0.00
	Column: [FY14CityManagerProposed]	Budget	FTE	Position Desc.			
	Description: Allocation to Capital Reserve per Policy Target	\$500,000.00		Adopted CIP			
	Column Total:	\$500,000.00					
Budg_Cat: Operating Transfers Out - 910		\$550,552.00	\$575,005.00	\$589,130.00	\$589,130.00	\$14,125.00	2.46
5300.1.300.43320.4921.00000.00.000	CS - Water-Interest - Bonds	\$369,039.26	\$462,672.00	\$554,588.00	\$554,588.00	\$91,916.00	19.87
	Column: [FY14CityManagerProposed]	Budget	FTE	Position Desc.			
	Description: Accrued cost of bond interest (current)	\$477,811.00					
	Description: Anticipated new debt Interest	\$76,777.00					
	Column Total:	\$554,588.00					
Budg_Cat: Debt Service - 920		\$369,039.26	\$462,672.00	\$554,588.00	\$554,588.00	\$91,916.00	19.87
Func: CS - Water - 43320		\$4,193,783.45	\$4,709,762.00	\$4,853,514.00	\$4,853,514.00	\$143,752.00	3.05
Grand Total:		\$4,193,783.45	\$4,709,762.00	\$4,853,514.00	\$4,853,514.00	\$143,752.00	3.05

End of Report

COMMUNITY SERVICES

Division: Sewer Fund

Function 5320-43250

Mission Statement:

To efficiently maintain the City's sewer collection system.

Major Services/Responsibilities:

- Continue implementing the findings of the Inflow and Infiltration Study.
- Operate and maintain the City's lift stations, sewer mains and other related facilities and equipment.
- Continue the operation of the SCADA system, which will allow efficient monitoring of the sewer facilities.

Key Fiscal Year Objectives:

- Continue inspections and televising of sewer lines to identify and prevent inflow and infiltration problems, thereby preserving system capacity for future development.
- Replace manhole covers with watertight covers, thereby preventing the inflow of and need to treat clean surface waters.
- Continue favorable expansion of sewer collection system to increase revenues while holding down costs, as well as eliminate sewer discharges into the storm sewer system.
- Begin the operation of the groundwater pumping system from Tolend Landfill into the sewer system.

Performance Measures:

Description	FY12 Act	FY13 Act	FY14 Est
Cleaned miles of collection system		5	5
Preventative maintenance tasks		500	2,300
Televised miles of sewer main		5	5

City of Dover, New Hampshire

Sewer Fund Expenditure Detail Report

Fiscal Year: 2013-2014

Print accounts with zero balance Round to whole dollars Account on new page

From Date: 7/1/2013

To Date: 6/30/2014

Definition: FY14 City Manager Proposed

Account	Description	FY12 Actual	FY13 Adopted Budget	FY14 Department Request	FY14 City Manager Proposed	Dollar Change	Percent Change
---------	-------------	-------------	---------------------	-------------------------	----------------------------	---------------	----------------

5320.1.300.43250.4110.00000.00.000	CS - Sewer - Regular Salariec	\$95,608.60	\$97,246.00	\$98,887.00	\$98,887.00	\$1,641.00	1.69
------------------------------------	-------------------------------	-------------	-------------	-------------	-------------	------------	------

Column: [FY14CityManagerProposed]

Budget FTE Position Desc.

Description: Boulanger, William L	(\$28,438.00)	-0.3300	33% CS Streets
Description: Boulanger, William L	(\$29,299.00)	-0.3400	34% Water Fund
Description: Boulanger, William L	\$86,174.00	1.0000	Public Works Ut
Description: Steele, Douglas W	(\$28,779.00)	-0.2500	25% CS Admin
Description: Steele, Douglas W	(\$40,290.00)	-0.3500	35% Water
Description: Steele, Douglas W	(\$5,756.00)	-0.0500	5% Solid Waste
Description: Steele, Douglas W	\$115,115.00	1.0000	Director of Com
Description: White, Dave W	(\$25,853.00)	-0.3000	30% CS Engineer
Description: White, Dave W	(\$30,160.00)	-0.3500	35% Water Fund
Description: White, Dave W	\$86,173.00	1.0000	City Engineer

Column Total: \$98,887.00

City of Dover, New Hampshire

Sewer Fund Expenditure Detail Report

Fiscal Year: 2013-2014

Print accounts with zero balance Round to whole dollars Account on new page

From Date: 7/1/2013

To Date: 6/30/2014

Definition: FY14 City Manager Proposed

Account	Description	FY12 Actual	FY13 Adopted Budget	FY14 Department Request	FY14 City Manager Proposed	Dollar Change	Percent Change
5320.1.300.43250.4115.00000.00.000	CS - Sewer-Regular Hourly Ei	\$328,495.81	\$444,318.00	\$539,490.00	\$539,490.00	\$95,172.00	21.42

Column: [FY14CityManagerProposed]

Description	Budget	FTE	Position Desc.
Description: 457 Incentive Pay	\$1,382.00		457 Incentive
Description: Alonzi, Brian	(\$31,192.00)	-0.5000	50% Water Fund
Description: Alonzi, Brian	\$62,384.00	1.0000	Maintenance Mec
Description: Chapman, Thomas	(\$31,193.00)	-0.5000	50% Water Fund
Description: Chapman, Thomas	\$62,385.00	1.0000	Pump Station Op
Description: Clark, Benjamin C	(\$20,259.00)	-0.3000	30% CS Engineer
Description: Clark, Benjamin C	(\$23,635.00)	-0.3500	35% Water Fund
Description: Clark, Benjamin C	\$67,529.00	1.0000	Asst City Engin
Description: Fowler, Richard L	(\$32,717.00)	-0.5000	50% Water Fund
Description: Fowler, Richard L	\$65,435.00	1.0000	Maintenance Mec
Description: Frank, William R	(\$22,340.00)	-0.5000	50% Water Fund
Description: Frank, William R	\$44,680.00	1.0000	Maintenance Mec
Description: Grass, Ryan	(\$15,687.00)	-0.5000	50% Water Fund
Description: Grass, Ryan	\$31,375.00	1.0000	Truck Driver
Description: Hager, Stacey A	(\$11,170.00)	-0.2500	25% CS Admin
Description: Hager, Stacey A	(\$11,170.00)	-0.2500	25% Solid Waste
Description: Hager, Stacey A	(\$11,170.00)	-0.2500	25% Water Fund
Description: Hager, Stacey A	\$44,680.00	1.0000	Office Manager
Description: Heaphy Moisan, Meghan M	(\$12,385.00)	-0.3000	30% CS Admin
Description: Heaphy Moisan, Meghan M	(\$14,449.00)	-0.3500	35% Water Fund
Description: Heaphy Moisan, Meghan M	\$41,283.00	1.0000	Secretary II
Description: Lancey, Kenneth	(\$18,707.00)	-0.5000	50% Water Fund
Description: Lancey, Kenneth	\$37,415.00	1.0000	Truck Driver
Description: Mandigo, Alan R	(\$21,541.00)	-0.5000	50% Water Fund
Description: Mandigo, Alan R	\$43,082.00	1.0000	Maintenance Mec
Description: McCulloch, Jamie	(\$21,307.00)	-0.5000	50% Water Fund

City of Dover, New Hampshire

Sewer Fund Expenditure Detail Report

Fiscal Year: 2013-2014

 Print accounts with zero balance
 Round to whole dollars
 Account on new page

From Date: 7/1/2013

To Date: 6/30/2014

Definition: FY14 City Manager Proposed

Account	Description	FY12 Actual	FY13 Adopted Budget	FY14 Department Request	FY14 City Manager Proposed	Dollar Change	Percent Change
Description:	McCulloch, Jamie	\$42,613.00	1.0000	Bookkeeper			
Description:	Meyers, Kathleen B	(\$27,879.00)	-0.5000	50% Water Fund			
Description:	Meyers, Kathleen B	\$55,758.00	1.0000	Engineering Tec			
Description:	Mountain, Fulton T	(\$19,852.00)	-0.5000	50% Water Fund			
Description:	Mountain, Fulton T	\$39,705.00	1.0000	Heavy Equipment			
Description:	Nadeau, Michael P	(\$22,412.00)	-0.5000	50% Water Fund			
Description:	Nadeau, Michael P	\$44,824.00	1.0000	Heavy Equipment			
Description:	Pilewski, Patrick	(\$25,764.00)	-0.5000	50% Water Fund			
Description:	Pilewski, Patrick	\$51,529.00	1.0000	Pump Station Op			
Description:	Pine, Timothy	(\$16,452.00)	-0.5000	50% Water Fund			
Description:	Pine, Timothy	\$32,905.00	1.0000	Truck Driver			
Description:	Purpura, William J	(\$24,574.00)	-0.5000	50% Water Fund			
Description:	Purpura, William J	\$49,149.00	1.0000	Inventory Coord			
Description:	Rabideau, Matthew T	(\$22,340.00)	-0.5000	50% Water Fund			
Description:	Rabideau, Matthew T	\$44,680.00	1.0000	Maintenance Mec			
Description:	SCADA Pay 3,460 hrs @ \$3	\$10,380.00					
Description:	Steneri, Denise	(\$16,768.00)	-0.5000	50% Water Fund			
Description:	Steneri, Denise	\$33,535.00	1.0000	Account Clerk I			
Description:	Stevens, Jamie	(\$25,219.00)	-0.5000	50% Water Fund			
Description:	Stevens, Jamie	\$50,438.00	1.0000	Pump Station Op			
Description:	TBD - Bookkeeper	\$14,616.00	0.5000	Bookkeeper			
Description:	TBD - Pump Station Operator	(\$19,052.00)	-0.5000	50% Water Fund			
Description:	TBD - Pump Station Operator	\$38,104.00	1.0000	Pump Station Op			
Description:	Waldron, Theresa	(\$8,112.00)	-0.2500	50% Water Fund			
Description:	Waldron, Theresa	\$16,224.00	0.5000	Account Clerk I			
Description:	Young, Edward W Jr	(\$21,012.00)	-0.5000	50% Water Fund			
Description:	Young, Edward W Jr	\$42,024.00	1.0000	Truck Driver			
Description:	Young, Matthew	(\$19,733.00)	-0.5000	50% Water Fund			

City of Dover, New Hampshire

Sewer Fund Expenditure Detail Report

Fiscal Year: 2013-2014

Print accounts with zero balance Round to whole dollars Account on new page

From Date: 7/1/2013

To Date: 6/30/2014

Definition: FY14 City Manager Proposed

Account	Description	FY12 Actual	FY13 Adopted Budget	FY14 Department Request	FY14 City Manager Proposed	Dollar Change	Percent Change
	Description: Young, Matthew	\$39,467.00	1.0000	Maintenance Mec			
	Column Total:	\$539,490.00					
5320.1.300.43250.4130.00000.00.000	CS - Sewer-Overtime Pay	\$25,576.13	\$40,000.00	\$40,000.00	\$40,000.00	\$0.00	0.00
	Column: [FY14CityManagerProposed]	Budget	FTE	Position Desc.			
	Description: Weekend, holiday and emergency call backs	\$40,000.00					
	Column Total:	\$40,000.00					
5320.1.300.43250.4170.00000.00.000	CS - Sewer-Longevity Pay	\$7,000.00	\$6,508.00	\$9,948.00	\$9,948.00	\$3,440.00	52.86
	Column: [FY14CityManagerProposed]	Budget	FTE	Position Desc.			
	Description: 10 @ 5-9 years prorated	\$1,880.00					
	Description: 3 @ 15-19 years prorated	\$1,500.00					
	Description: 6 @ 10-14 years prorated	\$2,280.00					
	Description: 6 @ over 20 years prorated	\$4,288.00					
	Column Total:	\$9,948.00					
5320.1.300.43250.4211.00000.00.000	CS - Sewer-Health Insurance	\$154,114.94	\$206,946.00	\$251,581.00	\$251,581.00	\$44,635.00	21.57
	Column: [FY14CityManagerProposed]	Budget	FTE	Position Desc.			
	Description: Medical Premiums to LGC HealthTrust	\$251,581.00					
	Column Total:	\$251,581.00					
5320.1.300.43250.4212.00000.00.000	CS - Sewer-Dental Insurance	\$6,444.15	\$6,536.00	\$7,355.00	\$7,355.00	\$819.00	12.53
	Column: [FY14CityManagerProposed]	Budget	FTE	Position Desc.			
	Description: Dental Premiums to LGC HealthTrust	\$7,355.00					
	Column Total:	\$7,355.00					
5320.1.300.43250.4213.00000.00.000	CS - Sewer-Life Insurance	\$976.83	\$1,255.00	\$1,485.00	\$1,485.00	\$230.00	18.33
	Column: [FY14CityManagerProposed]	Budget	FTE	Position Desc.			
	Description: Life Premiums to LGC HealthTrust	\$1,485.00					
	Column Total:	\$1,485.00					

City of Dover, New Hampshire

Sewer Fund Expenditure Detail Report

Fiscal Year: 2013-2014

Print accounts with zero balance Round to whole dollars Account on new page

From Date: 7/1/2013

To Date: 6/30/2014

Definition: FY14 City Manager Proposed

Account	Description	FY12 Actual	FY13 Adopted Budget	FY14 Department Request	FY14 City Manager Proposed	Dollar Change	Percent Change
5320.1.300.43250.4214.00000.00.000	CS - Sewer - Disability Insuranc	\$171.36	\$294.00	\$302.00	\$302.00	\$8.00	2.72
	Column: [FY14CityManagerProposed]	Budget	FTE	Position Desc.			
	Description: Disability Premiums	\$302.00					
	Column Total:	\$302.00					
5320.1.300.43250.4220.00000.00.000	CS - Sewer-FICA	\$26,768.96	\$34,226.00	\$38,580.00	\$38,580.00	\$4,354.00	12.72
	Column: [FY14CityManagerProposed]	Budget	FTE	Position Desc.			
	Description: Cost of FICA - 6.2% of Wages	\$38,580.00					
	Column Total:	\$38,580.00					
5320.1.300.43250.4225.00000.00.000	CS - Sewer-Medicare	\$6,309.83	\$7,895.00	\$9,033.00	\$9,033.00	\$1,138.00	14.41
	Column: [FY14CityManagerProposed]	Budget	FTE	Position Desc.			
	Description: Cost of Medicare - 1.45% of wages	\$9,033.00					
	Column Total:	\$9,033.00					
5320.1.300.43250.4230.00000.00.000	CS - Sewer-Retirement	\$41,524.94	\$51,107.00	\$68,927.00	\$68,927.00	\$17,820.00	34.87
	Column: [FY14CityManagerProposed]	Budget	FTE	Position Desc.			
	Description: Cost of NH Retirement System payments	\$68,927.00					
	Column Total:	\$68,927.00					
5320.1.300.43250.4240.00000.00.000	CS - Sewer-Staff Developer	\$2,336.50	\$3,000.00	\$3,500.00	\$3,500.00	\$500.00	16.67
	Column: [FY14CityManagerProposed]	Budget	FTE	Position Desc.			
	Description: Training for Operator Certification	\$3,500.00					
	Notes: Additional request for required asbestos training.						
	Column Total:	\$3,500.00					
5320.1.300.43250.4260.00000.00.000	CS - Sewer-Worker's Comp Ir	\$3,477.96	\$3,478.00	\$23,079.00	\$23,079.00	\$19,601.00	563.57
	Column: [FY14CityManagerProposed]	Budget	FTE	Position Desc.			
	Description: Workers Comp allocation of self insur.	\$23,079.00					
	Column Total:	\$23,079.00					

City of Dover, New Hampshire

Sewer Fund Expenditure Detail Report

Fiscal Year: 2013-2014

Print accounts with zero balance Round to whole dollars Account on new page

From Date: 7/1/2013

To Date: 6/30/2014

Definition: FY14 City Manager Proposed

Account	Description	FY12 Actual	FY13 Adopted Budget	FY14 Department Request	FY14 City Manager Proposed	Dollar Change	Percent Change
5320.1.300.43250.4290.00000.00.000	CS - Sewer-FSA Fees	\$198.00	\$182.00	\$169.00	\$169.00	(\$13.00)	(7.14)
	Column: [FY14CityManagerProposed]	Budget	FTE	Position Desc.			
	Description: Admin fees - Flexible Spending Accts	\$169.00					
	Column Total:	\$169.00					
5320.1.300.43250.4295.00000.00.000	CS - Sewer - Compensated A	\$2,429.07	\$1,000.00	\$1,000.00	\$1,000.00	\$0.00	0.00
	Column: [FY14CityManagerProposed]	Budget	FTE	Position Desc.			
	Description: Payment of unused leave and annual	\$1,000.00					
	Column Total:	\$1,000.00					
Budg_Cat: Personal Services - 100		\$701,433.08	\$903,991.00	\$1,093,336.00	\$1,093,336.00	\$189,345.00	20.95
5320.1.300.43250.4311.00000.00.000	CS - Sewer-Administrative Se	\$2,100.12	\$0.00	\$0.00	\$0.00	\$0.00	0.00
5320.1.300.43250.4334.00000.00.000	CS - Sewer - Legal Services	\$57,857.21	\$0.00	\$0.00	\$0.00	\$0.00	0.00
5320.1.300.43250.4335.00000.00.000	CS - Sewer-Auditing Services	\$7,179.58	\$4,455.00	\$4,455.00	\$4,455.00	\$0.00	0.00
	Column: [FY14CityManagerProposed]	Budget	FTE	Position Desc.			
	Description: Division share of auditing services	\$4,455.00					
	Column Total:	\$4,455.00					
5320.1.300.43250.4336.00000.00.000	CS - Sewer-Medical Services	\$478.00	\$400.00	\$400.00	\$400.00	\$0.00	0.00
	Column: [FY14CityManagerProposed]	Budget	FTE	Position Desc.			
	Description: New Employee Physicals/Drug Testing	\$400.00					
	Column Total:	\$400.00					

City of Dover, New Hampshire

Sewer Fund Expenditure Detail Report

Fiscal Year: 2013-2014

Print accounts with zero balance Round to whole dollars Account on new page

From Date: 7/1/2013

To Date: 6/30/2014

Definition: FY14 City Manager Proposed

Account	Description	FY12 Actual	FY13 Adopted Budget	FY14 Department Request	FY14 City Manager Proposed	Dollar Change	Percent Change
5320.1.300.43250.4339.00000.00.000	CS - Sewer - Consulting Servi	\$18,259.24	\$18,282.00	\$19,339.00	\$19,339.00	\$1,057.00	5.78
	Column: [FY14CityManagerProposed]	Budget	FTE	Position Desc.			
	Description: 10% Allocated to Engineering	(\$9,669.00)					
	Description: 20% Allocated to Water Fund	(\$19,339.00)					
	Description: 50% Allocated to Landfill	(\$48,347.00)					
	Description: Environmental Consultant	\$96,694.00					
	Column Total:	\$19,339.00					
5320.1.300.43250.4341.00000.00.000	CS - Sewer-Technical Service	\$3,668.29	\$3,400.00	\$3,400.00	\$3,400.00	\$0.00	0.00
	Column: [FY14CityManagerProposed]	Budget	FTE	Position Desc.			
	Description: Compaction Testing	\$500.00					
	Description: Dig Safe Charges	\$2,900.00					
	Column Total:	\$3,400.00					
5320.1.300.43250.4411.00000.00.000	CS - Sewer-Water And Sewer	\$3,594.02	\$4,800.00	\$4,800.00	\$4,800.00	\$0.00	0.00
	Column: [FY14CityManagerProposed]	Budget	FTE	Position Desc.			
	Description: Cost of water consumption PS	\$4,800.00					
	Column Total:	\$4,800.00					
5320.1.300.43250.4421.00000.00.000	CS - Sewer - Waste Disposal	\$3,698.52	\$5,000.00	\$4,000.00	\$4,000.00	(\$1,000.00)	(20.00)
	Column: [FY14CityManagerProposed]	Budget	FTE	Position Desc.			
	Description: Grit Disposal/Screenings disposal	\$4,000.00					
	Column Total:	\$4,000.00					
5320.1.300.43250.4432.00000.00.000	CS - Sewer-Maint Chrgs - Imp	\$10,963.55	\$12,000.00	\$12,000.00	\$12,000.00	\$0.00	0.00
	Column: [FY14CityManagerProposed]	Budget	FTE	Position Desc.			
	Description: Pave after sewer line repairs	\$7,000.00					
	Description: Problem Services	\$5,000.00					
	Column Total:	\$12,000.00					

City of Dover, New Hampshire

Sewer Fund Expenditure Detail Report

Fiscal Year: 2013-2014

Print accounts with zero balance Round to whole dollars Account on new page

From Date: 7/1/2013

To Date: 6/30/2014

Definition: FY14 City Manager Proposed

Account	Description	FY12 Actual	FY13 Adopted Budget	FY14 Department Request	FY14 City Manager Proposed	Dollar Change	Percent Change
5320.1.300.43250.4433.00000.00.000	CS - Sewer-Maint Chrgs - Equ	\$34,130.56	\$31,200.00	\$31,200.00	\$31,200.00	\$0.00	0.00
	Column: [FY14CityManagerProposed]	Budget	FTE	Position Desc.			
	Description: Contract repair services	\$20,000.00					
	Description: Radio Calibrations	\$1,200.00					
	Description: SCADA Maintenance	\$10,000.00					
	Column Total:	\$31,200.00					
5320.1.300.43250.4435.00000.00.000	CS - Sewer-Maint Chrgs - Offi	\$12,983.15	\$11,763.00	\$14,963.00	\$14,963.00	\$3,200.00	27.20
	Column: [FY14CityManagerProposed]	Budget	FTE	Position Desc.			
	Description: Division share of DoverNet support	\$7,383.00					
	Description: Division Share of Ikon copier	\$376.00					
	Description: Division share of PC Replacement	\$671.00					
	Description: Division share of Simplex Time Recorder	\$100.00					
	Description: Division Share of UB Billing Software	\$6,200.00					
	Description: ESRI Arc View	\$233.00					
	Column Total:	\$14,963.00					
5320.1.300.43250.4443.00000.00.000	CS - Sewer-Rental of Equipm	\$15,948.95	\$25,500.00	\$25,776.00	\$25,776.00	\$276.00	1.08
	Column: [FY14CityManagerProposed]	Budget	FTE	Position Desc.			
	Description: Contractor Rentals & Excavation Eq.	\$10,000.00					
	Description: Div. Share Ikon Copier	\$296.00					
	Description: MFP (finance office)	\$480.00					
	Description: Root Control	\$15,000.00					
	Column Total:	\$25,776.00					
5320.1.300.43250.4521.00000.00.000	CS - Sewer-Property Insuranc	\$5,405.13	\$5,588.00	\$5,540.00	\$5,540.00	(\$48.00)	(0.86)
	Column: [FY14CityManagerProposed]	Budget	FTE	Position Desc.			
	Description: Cost of LGC Property Insur	\$5,540.00					
	Column Total:	\$5,540.00					

City of Dover, New Hampshire

Sewer Fund Expenditure Detail Report

Fiscal Year: 2013-2014

Print accounts with zero balance Round to whole dollars Account on new page

From Date: 7/1/2013

To Date: 6/30/2014

Definition: FY14 City Manager Proposed

Account	Description	FY12 Actual	FY13 Adopted Budget	FY14 Department Request	FY14 City Manager Proposed	Dollar Change	Percent Change
5320.1.300.43250.4522.00000.00.000	CS - Sewer-Vehicle & Equip In	\$5,266.60	\$4,486.00	\$4,935.00	\$4,935.00	\$449.00	10.01
	Column: [FY14CityManagerProposed]	Budget	FTE	Position Desc.			
	Description: Cost of LGC Vehicle Insur	\$4,935.00					
	Column Total:	\$4,935.00					
5320.1.300.43250.4524.00000.00.000	CS - Sewer-Public Liab Insura	\$8,514.37	\$8,514.00	\$8,514.00	\$8,514.00	\$0.00	0.00
	Column: [FY14CityManagerProposed]	Budget	FTE	Position Desc.			
	Description: Cost of LGC Public Liability Insur	\$8,514.00					
	Column Total:	\$8,514.00					
5320.1.300.43250.4531.00000.00.000	Telecommunications	\$9,772.77	\$7,100.00	\$14,608.00	\$14,608.00	\$7,508.00	105.75
	Column: [FY14CityManagerProposed]	Budget	FTE	Position Desc.			
	Description: Services/Equipment for voice, fax, data, wireless	\$14,608.00					
	Column Total:	\$14,608.00					
5320.1.300.43250.4534.00000.00.000	CS - Sewer-Postage	\$5,941.94	\$7,100.00	\$7,000.00	\$7,000.00	(\$100.00)	(1.41)
	Column: [FY14CityManagerProposed]	Budget	FTE	Position Desc.			
	Description: Correspondence, Utility Bills, express & parcel de	\$7,000.00					
	Column Total:	\$7,000.00					
5320.1.300.43250.4540.00000.00.000	CS - Sewer-Advertising	\$0.00	\$500.00	\$500.00	\$500.00	\$0.00	0.00
	Column: [FY14CityManagerProposed]	Budget	FTE	Position Desc.			
	Description: Legal advertising and notices	\$500.00					
	Column Total:	\$500.00					
5320.1.300.43250.4550.00000.00.000	CS - Sewer-Printing And Bind	\$0.00	\$500.00	\$500.00	\$500.00	\$0.00	0.00
	Column: [FY14CityManagerProposed]	Budget	FTE	Position Desc.			
	Description: Misc. printing/notifications	\$500.00					
	Column Total:	\$500.00					

City of Dover, New Hampshire

Sewer Fund Expenditure Detail Report

Fiscal Year: 2013-2014

Print accounts with zero balance Round to whole dollars Account on new page

From Date: 7/1/2013

To Date: 6/30/2014

Definition: FY14 City Manager Proposed

Account	Description	FY12 Actual	FY13 Adopted Budget	FY14 Department Request	FY14 City Manager Proposed	Dollar Change	Percent Change
5320.1.300.43250.4580.00000.00.000	CS - Sewer-Travel Expense	\$222.53	\$500.00	\$500.00	\$500.00	\$0.00	0.00
	Column: [FY14CityManagerProposed]	Budget	FTE	Position Desc.			
	Description: Travel expenses for seminars/	\$500.00					
	Column Total:	\$500.00					
Budg_Cat: Purchased Services - 300		\$205,984.53	\$151,088.00	\$162,430.00	\$162,430.00	\$11,342.00	7.51
5320.1.300.43250.4611.00000.00.000	CS - Sewer-Office Supplies	\$1,705.30	\$2,000.00	\$2,000.00	\$2,000.00	\$0.00	0.00
	Column: [FY14CityManagerProposed]	Budget	FTE	Position Desc.			
	Description: General Office Supplies	\$2,000.00					
	Column Total:	\$2,000.00					
5320.1.300.43250.4612.00000.00.000	CS - Sewer-Operating Supplie	\$33,593.89	\$32,500.00	\$32,500.00	\$32,500.00	\$0.00	0.00
	Column: [FY14CityManagerProposed]	Budget	FTE	Position Desc.			
	Description: Chemicals for River St. Pump Station	\$30,000.00					
	Description: Custodial supplies and operating supplies	\$2,500.00					
	Column Total:	\$32,500.00					
	Account Note: Paper towles, rubber gloves, safety glasses, work gloves, road paint						
5320.1.300.43250.4615.00000.00.000	CS - Sewer-Clothing & Uniform	\$7,895.55	\$6,730.00	\$8,350.00	\$8,350.00	\$1,620.00	24.07
	Column: [FY14CityManagerProposed]	Budget	FTE	Position Desc.			
	Description: Boots per Union Contract AFSCME 6 @ \$300	\$1,800.00					
	Description: Boots per Union Contract DPEA 2 @ \$300	\$600.00					
	Description: Employee Uniforms	\$5,650.00					
	Description: Rain gear	\$300.00					
	Column Total:	\$8,350.00					

City of Dover, New Hampshire

Sewer Fund Expenditure Detail Report

Fiscal Year: 2013-2014

Print accounts with zero balance Round to whole dollars Account on new page

From Date: 7/1/2013

To Date: 6/30/2014

Definition: FY14 City Manager Proposed

Account	Description	FY12 Actual	FY13 Adopted Budget	FY14 Department Request	FY14 City Manager Proposed	Dollar Change	Percent Change
5320.1.300.43250.4619.00000.00.000	CS - Sewer-Supplies for Resa	\$0.00	\$0.00	\$4,000.00	\$4,000.00	\$4,000.00	0.00
Column: [FY14CityManagerProposed]		Budget	FTE	Position Desc.			
	Description: Sewer supplies for resale	\$4,000.00					
	Column Total:	\$4,000.00					
5320.1.300.43250.4621.00000.00.000	CS -Sewer - Natural Gas	\$2,614.41	\$10,081.00	\$6,450.00	\$6,450.00	(\$3,631.00)	(36.02)
Column: [FY14CityManagerProposed]		Budget	FTE	Position Desc.			
	Description: Natural Gas 1,313 Therms @ \$1.21	\$1,589.00					
	Description: PWF12,052 Therms @ \$1.21 shared 33 % w/ F&G & wate	\$5,997.00					
	Description: z Energy Savings Estimate FY14	(\$1,136.00)					
	Column Total:	\$6,450.00					
5320.1.300.43250.4622.00000.00.000	CS - Sewer-Electricity	\$129,126.91	\$195,828.00	\$147,835.00	\$147,835.00	(\$47,993.00)	(24.51)
Column: [FY14CityManagerProposed]		Budget	FTE	Position Desc.			
	Description: 23 pump stations 858,103 KWH	\$138,118.00					
	Description: PWF shared 33% with F&G & Water	\$20,331.00					
	Description: z Energy Savings Estimate FY14	(\$10,614.00)					
	Column Total:	\$147,835.00					
5320.1.300.43250.4623.00000.00.000	CS - Sewer - Propane	\$4,032.35	\$6,707.00	\$3,825.00	\$3,825.00	(\$2,882.00)	(42.97)
Column: [FY14CityManagerProposed]		Budget	FTE	Position Desc.			
	Description: Lift Stations 2,185 gls @ \$1.75	\$3,825.00					
	Column Total:	\$3,825.00					
5320.1.300.43250.4624.00000.00.000	CS - Sewer-Heating Oil	\$12,893.19	\$7,282.00	\$7,282.00	\$7,282.00	\$0.00	0.00
Column: [FY14CityManagerProposed]		Budget	FTE	Position Desc.			
	Description: diesel for lift stations 2,123 gls @ \$3.43	\$7,282.00					
	Column Total:	\$7,282.00					

City of Dover, New Hampshire

Sewer Fund Expenditure Detail Report

Fiscal Year: 2013-2014

Print accounts with zero balance Round to whole dollars Account on new page

From Date: 7/1/2013

To Date: 6/30/2014

Definition: FY14 City Manager Proposed

Account	Description	FY12 Actual	FY13 Adopted Budget	FY14 Department Request	FY14 City Manager Proposed	Dollar Change	Percent Change
5320.1.300.43250.4626.00000.00.000	CS - Sewer-Vehicle Fuels	\$33,157.02	\$25,302.00	\$34,372.00	\$34,372.00	\$9,070.00	35.85
	Column: [FY14CityManagerProposed]	Budget	FTE	Position Desc.			
	Description: 1,585 gals unleaded fuel @ \$3.46	\$5,484.00					
	Description: 3,227 gals off road diesel @ \$3.53	\$11,391.00					
	Description: 4,533 gals diesel @ \$3.86	\$17,497.00					
	Column Total:	\$34,372.00					
5320.1.300.43250.4635.00000.00.000	CS Sewer - Medicinal Supplie	\$28.63	\$150.00	\$150.00	\$150.00	\$0.00	0.00
	Column: [FY14CityManagerProposed]	Budget	FTE	Position Desc.			
	Description: Medical/First Aid Supplies	\$150.00					
	Column Total:	\$150.00					
5320.1.300.43250.4640.00000.00.000	CS - Sewer-Books & Publicati	\$136.00	\$200.00	\$200.00	\$200.00	\$0.00	0.00
	Column: [FY14CityManagerProposed]	Budget	FTE	Position Desc.			
	Description: Federal Register, EPA manuals	\$200.00					
	Column Total:	\$200.00					
5320.1.300.43250.4651.00000.00.000	CS - Sewer-Maint Supplies - E	\$716.67	\$3,500.00	\$3,500.00	\$3,500.00	\$0.00	0.00
	Column: [FY14CityManagerProposed]	Budget	FTE	Position Desc.			
	Description: Paint & general upkeep of buildings	\$2,500.00					
	Description: Upkeep of Public Works Facility	\$1,000.00					
	Column Total:	\$3,500.00					
5320.1.300.43250.4652.00000.00.000	CS - Sewer-Maint Supplies - I	\$10,099.17	\$20,000.00	\$20,000.00	\$20,000.00	\$0.00	0.00
	Column: [FY14CityManagerProposed]	Budget	FTE	Position Desc.			
	Description: Maintenance Materials	\$20,000.00					
	Column Total:	\$20,000.00					

City of Dover, New Hampshire

Sewer Fund Expenditure Detail Report

Fiscal Year: 2013-2014

Print accounts with zero balance Round to whole dollars Account on new page

From Date: 7/1/2013

To Date: 6/30/2014

Definition: FY14 City Manager Proposed

Account	Description	FY12 Actual	FY13 Adopted Budget	FY14 Department Request	FY14 City Manager Proposed	Dollar Change	Percent Change
5320.1.300.43250.4653.00000.00.000	CS - Sewer-Maint Supplies - E	\$11,379.32	\$25,000.00	\$25,000.00	\$25,000.00	\$0.00	0.00
	Column: [FY14CityManagerProposed]	Budget	FTE	Position Desc.			
	Description: Scheduled & unscheduled maintenance	\$25,000.00					
	Column Total:	\$25,000.00					
5320.1.300.43250.4654.00000.00.000	CS - Sewer-Maint Supplies - V	\$22,357.21	\$23,061.00	\$23,061.00	\$23,061.00	\$0.00	0.00
	Column: [FY14CityManagerProposed]	Budget	FTE	Position Desc.			
	Description: Repairs & parts for sewer dept. vehicles	\$23,061.00					
	Column Total:	\$23,061.00					
5320.1.300.43250.4661.00000.00.000	CS - Sewer-Fleet Maintenance	\$44,778.00	\$47,462.00	\$50,126.00	\$50,126.00	\$2,664.00	5.61
	Column: [FY14CityManagerProposed]	Budget	FTE	Position Desc.			
	Description: Division share of Fleet Maint. Budget	\$50,126.00					
	Column Total:	\$50,126.00					
5320.1.300.43250.4681.00000.00.000	CS - Sewer-Minor Equipment	\$3,842.82	\$4,000.00	\$4,000.00	\$4,000.00	\$0.00	0.00
	Column: [FY14CityManagerProposed]	Budget	FTE	Position Desc.			
	Description: Small tools and lab supplies	\$4,000.00					
	Column Total:	\$4,000.00					
Budg_Cat: Supplies - 600		\$318,356.44	\$409,803.00	\$372,651.00	\$372,651.00	(\$37,152.00)	(9.07)
5320.1.300.43250.4725.00000.00.000	CS - Sewer - Building Improve	\$10,665.00	\$0.00	\$0.00	\$0.00	\$0.00	0.00
5320.1.300.43250.4741.00000.00.000	CS - Sewer-Machinery & Equi	\$32,296.67	\$75,000.00	\$75,000.00	\$75,000.00	\$0.00	0.00
	Column: [FY14CityManagerProposed]	Budget	FTE	Position Desc.			
	Description: Pump Station Equipment Replacment/Maint.	\$75,000.00					
	Column Total:	\$75,000.00					
5320.1.300.43250.4741.00000.90.000	Machinery & Equipment	\$2,166.00	\$0.00	\$0.00	\$0.00	\$0.00	0.00
5320.1.300.43250.4741.00000.99.000	Machinery & Equipment - FY0	\$2,218.59	\$0.00	\$0.00	\$0.00	\$0.00	0.00

City of Dover, New Hampshire

Sewer Fund Expenditure Detail Report

Fiscal Year: 2013-2014

Print accounts with zero balance Round to whole dollars Account on new page

From Date: 7/1/2013

To Date: 6/30/2014

Definition: FY14 City Manager Proposed

Account	Description	FY12 Actual	FY13 Adopted Budget	FY14 Department Request	FY14 City Manager Proposed	Dollar Change	Percent Change
5320.1.300.43250.4742.00000.00.000	CS - Sewer-Light Vehicles	\$0.00	\$12,500.00	\$12,500.00	\$12,500.00	\$0.00	0.00
	Column: [FY14CityManagerProposed]	Budget	FTE	Position Desc.			
	Description: Vehicle Replacement Program	\$12,500.00					
	Column Total:	\$12,500.00					
5320.1.300.43250.4760.00000.00.000	CS - Sewer-Depreciation Exp	\$2,152,449.00	\$2,152,449.00	\$2,209,486.00	\$2,209,486.00	\$57,037.00	2.65
	Column: [FY14CityManagerProposed]	Budget	FTE	Position Desc.			
	Description: 1/2 yr depreciation on antic. additions	\$87,500.00					
	Description: Existing capital assets depreciation	\$2,027,549.00					
	Description: Full yr deprec on current year additions	\$94,437.00					
	Column Total:	\$2,209,486.00					
Budg_Cat: Capital Outlay - 700		\$2,199,795.26	\$2,239,949.00	\$2,296,986.00	\$2,296,986.00	\$57,037.00	2.55
5320.1.300.43250.4810.00000.00.000	CS - Sewer-Membership Due:	\$425.00	\$1,000.00	\$1,000.00	\$1,000.00	\$0.00	0.00
	Column: [FY14CityManagerProposed]	Budget	FTE	Position Desc.			
	Description: Certification renewals	\$1,000.00					
	Column Total:	\$1,000.00					
5320.1.300.43250.4820.00000.00.000	CS - Sewer-Dept Overhead C	\$219,600.00	\$219,600.00	\$219,600.00	\$219,600.00	\$0.00	0.00
	Column: [FY14CityManagerProposed]	Budget	FTE	Position Desc.			
	Description: Indirect Cost Allocation	\$219,600.00					
	Column Total:	\$219,600.00					
5320.1.300.43250.4840.00000.00.000	CS - Sewer-Contingency	\$0.00	\$18,500.00	\$18,500.00	\$18,500.00	\$0.00	0.00
	Column: [FY14CityManagerProposed]	Budget	FTE	Position Desc.			
	Description: To Address Unanticipated Needs Policy Target 0.36%	\$18,500.00					
	Column Total:	\$18,500.00					

City of Dover, New Hampshire

Sewer Fund Expenditure Detail Report

Fiscal Year: 2013-2014

Print accounts with zero balance Round to whole dollars Account on new page

From Date: 7/1/2013

To Date: 6/30/2014

Definition: FY14 City Manager Proposed

Account	Description	FY12 Actual	FY13 Adopted Budget	FY14 Department Request	FY14 City Manager Proposed	Dollar Change	Percent Change
5320.1.300.43250.4891.00000.00.000	CS - Sewer-Abatements	\$0.00	\$10,000.00	\$10,000.00	\$10,000.00	\$0.00	0.00
	Column: [FY14CityManagerProposed]	Budget	FTE	Position Desc.			
	Description: Estimated expense for uncollectible acct	\$10,000.00					
	Column Total:	\$10,000.00					
Budg_Cat: Other Expenses - 800		\$220,025.00	\$249,100.00	\$249,100.00	\$249,100.00	\$0.00	0.00
5320.1.300.43250.4912.00000.00.000	CS - Sewer - Transfer to Spec	\$13,646.00	\$20,377.00	\$33,542.00	\$33,542.00	\$13,165.00	64.61
	Column: [FY14CityManagerProposed]	Budget	FTE	Position Desc.			
	Description: 15% of Sewer Fund Share of OPEB ARC	\$24,134.00		Target 15% FY14			
	Description: Insurance Premium Costs for 1 Retiree to OPEB Liab	\$9,408.00					
	Column Total:	\$33,542.00					
5320.1.300.43250.4918.00000.00.000	CS - Sewer-Transfer To Trust	\$420,000.00	\$440,000.00	\$460,000.00	\$460,000.00	\$20,000.00	4.55
	Column: [FY14CityManagerProposed]	Budget	FTE	Position Desc.			
	Description: Allocation to Capital Reserve per Policy Target	\$460,000.00		Adopted CIP			
	Column Total:	\$460,000.00					
Budg_Cat: Operating Transfers Out - 910		\$433,646.00	\$460,377.00	\$493,542.00	\$493,542.00	\$33,165.00	7.20

City of Dover, New Hampshire

Sewer Fund Expenditure Detail Report

Fiscal Year: 2013-2014

Print accounts with zero balance Round to whole dollars Account on new page

From Date: 7/1/2013

To Date: 6/30/2014

Definition: FY14 City Manager Proposed

Account	Description	FY12 Actual	FY13 Adopted Budget	FY14 Department Request	FY14 City Manager Proposed	Dollar Change	Percent Change
5320.1.300.43250.4921.00000.00.000	CS - Sewer-Interest - Bonds	\$284,743.50	\$451,771.00	\$492,762.00	\$492,762.00	\$40,991.00	9.07
Column: [FY14CityManagerProposed]		Budget	FTE	Position Desc.			
	Description: Accrued cost of bond interest (existing)	\$346,137.00					
	Description: Anticipated new debt Interest	\$146,625.00					
	Description: Energy Cost Savings Estimate	(\$39,326.00)	WWTP				
	Description: Energy Improvement Interest (anticipated)	\$29,774.00					
	Description: Energy Improvement Interest (existing)	\$9,552.00					
	Column Total:	\$492,762.00					
Budg_Cat: Debt Service - 920		\$284,743.50	\$451,771.00	\$492,762.00	\$492,762.00	\$40,991.00	9.07
Func: CS - Sewer - 43250		\$4,363,983.81	\$4,866,079.00	\$5,160,807.00	\$5,160,807.00	\$294,728.00	6.06

This page intentionally left blank.

COMMUNITY SERVICES

Division: Wastewater Treatment Facility **Function: 5320-43256**

Mission Statement:

To efficiently treat wastewater and dispose of biosolids generated from Dover's residents and businesses.

Major Services/Responsibilities:

- Operate and maintain the Wastewater Treatment Facility
- Receive domestic septage from residents and surrounding communities
- Perform inspections on industrial sewer users
- Comply with Federal and State discharge permit
- Inspect and oversee 6 significant industrial users, 70 class II permits and 70 restaurants

Key Fiscal Year Objectives:

- Continue operating and maintaining the facility in the most cost-effective way possible.
- Evaluate replacement and relocation of the facility odor control system.
- Start the Phase I Upgrade from the Facility Evaluation conducted by Wright Pierce.
- Continue to negotiate an acceptable NPDES Permit with USEPA for Nitrogen removal.

Performance Measures:

Description	FY12Act	FY12Est	FY13Est
Compliance of discharge permit	Yes	Yes	Yes
Average Daily Treatment In Millions of Gallons	2.3 MGD	2.3 MGD	2.3 MGD
Effectively treat approximately 850 million gallons of wastewater	850 MG	850 MG	850 MG
Process and dispose of Boisolids	3,000 tons	3,000 tons	3,000 tons
Receive and process residential Septage	2,000 gal	2,000 gal	2,000 gal

City of Dover, New Hampshire

Sewer Fund Expenditure Detail Report

Fiscal Year: 2013-2014

 Print accounts with zero balance
 Round to whole dollars
 Account on new page

From Date: 7/1/2013

To Date: 6/30/2014

Definition: FY14 City Manager Proposed

Account	Description	FY12 Actual	FY13 Adopted Budget	FY14 Department Request	FY14 City Manager Proposed	Dollar Change	Percent Change
5320.1.300.43256.4110.00000.00.000	CS - Sewer - WWTP-Regular	\$135,249.96	\$137,928.00	\$137,928.00	\$137,928.00	\$0.00	0.00
	Column: [FY14CityManagerProposed]	Budget	FTE	Position Desc.			
	Description: Powers, Arnold S	\$62,387.00	1.0000	WWTP Lab Indust			
	Description: Vermette, Raymond A Jr	\$75,541.00	1.0000	WWTP Supervisor			
	Column Total:	\$137,928.00					
5320.1.300.43256.4115.00000.00.000	CS - Sewer - WWTP-Regular	\$245,379.24	\$258,090.00	\$244,687.00	\$244,687.00	(\$13,403.00)	(5.19)
	Column: [FY14CityManagerProposed]	Budget	FTE	Position Desc.			
	Description: 457 Incentive Plan	\$884.00					
	Description: Bougie, Tammy J	\$48,282.00	1.0000	WWTP Lab Techni			
	Description: Friede, Earl L	\$44,680.00	1.0000	Maintenance Mec			
	Description: Johnstone, Allan	\$51,529.00	1.0000	Pump Station Op			
	Description: McNeil, Raymond	\$48,033.00	1.0000	Pump Station Op			
	Description: Roger, Stephen A	\$51,279.00	1.0000	Pump Station Op			
	Column Total:	\$244,687.00					
5320.1.300.43256.4130.00000.00.000	CS - Sewer - WWTP-Overtime	\$14,690.97	\$6,000.00	\$6,000.00	\$6,000.00	\$0.00	0.00
	Column: [FY14CityManagerProposed]	Budget	FTE	Position Desc.			
	Description: Weekend, holiday and emergency call backs	\$6,000.00					
	Column Total:	\$6,000.00					
5320.1.300.43256.4170.00000.00.000	CS - Sewer - WWTP-Longevit	\$4,000.00	\$4,800.00	\$4,800.00	\$4,800.00	\$0.00	0.00
	Column: [FY14CityManagerProposed]	Budget	FTE	Position Desc.			
	Description: 6 @ 10-14 years	\$4,800.00		\$800 each			
	Column Total:	\$4,800.00					

City of Dover, New Hampshire

Sewer Fund Expenditure Detail Report

Fiscal Year: 2013-2014

Print accounts with zero balance Round to whole dollars Account on new page

From Date: 7/1/2013

To Date: 6/30/2014

Definition: FY14 City Manager Proposed

Account	Description	FY12 Actual	FY13 Adopted Budget	FY14 Department Request	FY14 City Manager Proposed	Dollar Change	Percent Change
5320.1.300.43256.4211.00000.00.000	CS - Sewer - WWTP-Health Ir	\$95,951.26	\$100,587.00	\$110,516.00	\$110,516.00	\$9,929.00	9.87
	Column: [FY14CityManagerProposed]	Budget	FTE	Position Desc.			
	Description: Medical Premiums to LGC HealthTrust	\$110,516.00					
	Column Total:	\$110,516.00					
5320.1.300.43256.4212.00000.00.000	CS - Sewer - WWTP-Dental Ir	\$4,605.98	\$3,666.00	\$3,702.00	\$3,702.00	\$36.00	0.98
	Column: [FY14CityManagerProposed]	Budget	FTE	Position Desc.			
	Description: Dental Premiums to LGC HealthTrust	\$3,702.00					
	Column Total:	\$3,702.00					
5320.1.300.43256.4213.00000.00.000	CS - Sewer - WWTP-Life Insu	\$756.26	\$950.00	\$917.00	\$917.00	(\$33.00)	(3.47)
	Column: [FY14CityManagerProposed]	Budget	FTE	Position Desc.			
	Description: Life Premiums to LGC HealthTrust	\$917.00					
	Column Total:	\$917.00					
5320.1.300.43256.4220.00000.00.000	CS - Sewer - WWTP-FICA	\$25,688.21	\$23,926.00	\$23,661.00	\$23,661.00	(\$265.00)	(1.11)
	Column: [FY14CityManagerProposed]	Budget	FTE	Position Desc.			
	Description: Cost of FICA - 6.2% of Wages	\$23,661.00					
	Column Total:	\$23,661.00					
5320.1.300.43256.4225.00000.00.000	CS - Sewer - WWTP-Medicar	\$6,008.23	\$5,595.00	\$5,534.00	\$5,534.00	(\$61.00)	(1.09)
	Column: [FY14CityManagerProposed]	Budget	FTE	Position Desc.			
	Description: Cost of Medicare - 1.45% of wages	\$5,534.00					
	Column Total:	\$5,534.00					
5320.1.300.43256.4230.00000.00.000	CS - Sewer - WWTP-Retirem	\$34,577.59	\$35,800.00	\$43,152.00	\$43,152.00	\$7,352.00	20.54
	Column: [FY14CityManagerProposed]	Budget	FTE	Position Desc.			
	Description: Cost of NH Retirement System payments	\$43,152.00					
	Column Total:	\$43,152.00					

City of Dover, New Hampshire

Sewer Fund Expenditure Detail Report

Fiscal Year: 2013-2014

Print accounts with zero balance Round to whole dollars Account on new page

From Date: 7/1/2013

To Date: 6/30/2014

Definition: FY14 City Manager Proposed

Account	Description	FY12 Actual	FY13 Adopted Budget	FY14 Department Request	FY14 City Manager Proposed	Dollar Change	Percent Change
5320.1.300.43256.4240.00000.00.000	CS - Sewer - WWTP-Staff De	\$2,590.00	\$2,700.00	\$2,700.00	\$2,700.00	\$0.00	0.00
	Column: [FY14CityManagerProposed]	Budget	FTE	Position Desc.			
	Description: Local, state and national seminars	\$2,700.00					
	Column Total:	\$2,700.00					
5320.1.300.43256.4260.00000.00.000	CS - Sewer - WWTP-Workers	\$2,181.00	\$2,181.00	\$15,327.00	\$15,327.00	\$13,146.00	602.75
	Column: [FY14CityManagerProposed]	Budget	FTE	Position Desc.			
	Description: Workers Comp allocation of self insur.	\$15,327.00					
	Column Total:	\$15,327.00					
5320.1.300.43256.4290.00000.00.000	CS - Sewer - WWTP-FSA Fee	\$66.00	\$66.00	\$75.00	\$75.00	\$9.00	13.64
	Column: [FY14CityManagerProposed]	Budget	FTE	Position Desc.			
	Description: Administrative cost Flexible Spending Acct.	\$75.00					
	Column Total:	\$75.00					
5320.1.300.43256.4295.00000.00.000	CS - Sewer - WWTP - Compe	\$8,488.05	\$7,000.00	\$7,000.00	\$7,000.00	\$0.00	0.00
	Column: [FY14CityManagerProposed]	Budget	FTE	Position Desc.			
	Description: CS - Sewer - WWTP - Compensated Absences	\$7,000.00					
	Column Total:	\$7,000.00					
Budg_Cat: Personal Services - 100		\$580,232.75	\$589,289.00	\$605,999.00	\$605,999.00	\$16,710.00	2.84
5320.1.300.43256.4336.00000.00.000	CS - Sewer - WWTP-Medical	\$519.00	\$500.00	\$500.00	\$500.00	\$0.00	0.00
	Column: [FY14CityManagerProposed]	Budget	FTE	Position Desc.			
	Description: New employee physicals, random screening	\$500.00					
	Column Total:	\$500.00					

City of Dover, New Hampshire

Sewer Fund Expenditure Detail Report

Fiscal Year: 2013-2014

Print accounts with zero balance Round to whole dollars Account on new page

From Date: 7/1/2013

To Date: 6/30/2014

Definition: FY14 City Manager Proposed

Account	Description	FY12 Actual	FY13 Adopted Budget	FY14 Department Request	FY14 City Manager Proposed	Dollar Change	Percent Change
5320.1.300.43256.4339.00000.00.000	CS - Sewer - WWTP-Consulti	\$87,659.27	\$100,000.00	\$100,000.00	\$100,000.00	\$0.00	0.00
	Column: [FY14CityManagerProposed]	Budget	FTE	Position Desc.			
	Description: Nutrient addition to discharge permit	\$100,000.00					
	Column Total:	\$100,000.00					
5320.1.300.43256.4341.00000.00.000	CS - Sewer - WWTP-Technic	\$68,170.06	\$8,000.00	\$8,000.00	\$8,000.00	\$0.00	0.00
	Column: [FY14CityManagerProposed]	Budget	FTE	Position Desc.			
	Description: Sludge SQC Testing	\$4,500.00					
	Description: Toxicity Testing	\$2,000.00					
	Description: WP and WS studies	\$1,500.00					
	Column Total:	\$8,000.00					
5320.1.300.43256.4411.00000.00.000	CS - Sewer - WWTP-Water &	\$28,934.17	\$31,000.00	\$31,000.00	\$31,000.00	\$0.00	0.00
	Column: [FY14CityManagerProposed]	Budget	FTE	Position Desc.			
	Description: Water/Sewer Use- 9,325 hcf- odor control	\$31,000.00					
	Column Total:	\$31,000.00					
5320.1.300.43256.4421.00000.00.000	CS - Sewer - WWTP - Waste	\$0.00	\$210,500.00	\$210,500.00	\$210,500.00	\$0.00	0.00
	Column: [FY14CityManagerProposed]	Budget	FTE	Position Desc.			
	Description: Sludge Disposal	\$210,000.00					
	Description: UV Bulb Disposal	\$500.00					
	Column Total:	\$210,500.00					
5320.1.300.43256.4433.00000.00.000	CS - Sewer - WWTP-Maint Cf	\$2,485.00	\$0.00	\$0.00	\$0.00	\$0.00	0.00
5320.1.300.43256.4435.00000.00.000	CS - Sewer - WWTP-Maint Cf	\$17,613.92	\$17,175.00	\$17,892.00	\$17,892.00	\$717.00	4.17
	Column: [FY14CityManagerProposed]	Budget	FTE	Position Desc.			
	Description: Division share of DoverNet support	\$17,105.00					
	Description: Division share of PC Replacement	\$717.00					
	Description: Typewriter Annual Maintenance	\$70.00					
	Column Total:	\$17,892.00					

City of Dover, New Hampshire

Sewer Fund Expenditure Detail Report

Fiscal Year: 2013-2014

Print accounts with zero balance Round to whole dollars Account on new page

From Date: 7/1/2013

To Date: 6/30/2014

Definition: FY14 City Manager Proposed

Account	Description	FY12 Actual	FY13 Adopted Budget	FY14 Department Request	FY14 City Manager Proposed	Dollar Change	Percent Change
5320.1.300.43256.4443.00000.00.000	CS - Sewer - WWTP-Rental o	\$0.00	\$2,000.00	\$2,000.00	\$2,000.00	\$0.00	0.00
	Column: [FY14CityManagerProposed]	Budget	FTE	Position Desc.			
	Description: Odor Control	\$2,000.00					
	Column Total:	\$2,000.00					
5320.1.300.43256.4521.00000.00.000	CS - Sewer - WWTP-Property	\$15,734.36	\$16,424.00	\$16,122.00	\$16,122.00	(\$302.00)	(1.84)
	Column: [FY14CityManagerProposed]	Budget	FTE	Position Desc.			
	Description: Cost of LGC Property Insur	\$16,122.00					
	Column Total:	\$16,122.00					
5320.1.300.43256.4522.00000.00.000	CS - Sewer - WWTP-Vehicle	\$3,140.00	\$3,140.00	\$3,140.00	\$3,140.00	\$0.00	0.00
	Column: [FY14CityManagerProposed]	Budget	FTE	Position Desc.			
	Description: Cost of LGC Vehicle Insur	\$3,140.00					
	Column Total:	\$3,140.00					
5320.1.300.43256.4524.00000.00.000	CS - Sewer - WWTP-Public Li	\$7,786.80	\$7,787.00	\$7,787.00	\$7,787.00	\$0.00	0.00
	Column: [FY14CityManagerProposed]	Budget	FTE	Position Desc.			
	Description: Cost of LGC Public Liability Insur	\$7,787.00					
	Column Total:	\$7,787.00					
5320.1.300.43256.4529.00000.00.000	CS - Sewer - WWTP - Insurar	\$1,686.78	\$0.00	\$0.00	\$0.00	\$0.00	0.00
5320.1.300.43256.4531.00000.00.000	Telecommunications	\$7,464.58	\$6,602.00	\$10,420.00	\$10,420.00	\$3,818.00	57.83
	Column: [FY14CityManagerProposed]	Budget	FTE	Position Desc.			
	Description: Services/equipment for voice, fax, data, wireless	\$10,420.00					
	Column Total:	\$10,420.00					
5320.1.300.43256.4534.00000.00.000	CS - Sewer - WWTP-Postage	\$91.50	\$500.00	\$500.00	\$500.00	\$0.00	0.00
	Column: [FY14CityManagerProposed]	Budget	FTE	Position Desc.			
	Description: Correspondence, express and parcel	\$500.00					
	Column Total:	\$500.00					

City of Dover, New Hampshire

Sewer Fund Expenditure Detail Report

Fiscal Year: 2013-2014

Print accounts with zero balance Round to whole dollars Account on new page

From Date: 7/1/2013

To Date: 6/30/2014

Definition: FY14 City Manager Proposed

Account	Description	FY12 Actual	FY13 Adopted Budget	FY14 Department Request	FY14 City Manager Proposed	Dollar Change	Percent Change
5320.1.300.43256.4540.00000.00.000	CS - Sewer - WWTP-Advertisi	\$0.00	\$150.00	\$150.00	\$150.00	\$0.00	0.00
	Column: [FY14CityManagerProposed]	Budget	FTE	Position Desc.			
	Description: Notice Advertising	\$150.00					
	Column Total:	\$150.00					
5320.1.300.43256.4550.00000.00.000	CS - Sewer - WWTP-Printing	\$734.93	\$400.00	\$400.00	\$400.00	\$0.00	0.00
	Column: [FY14CityManagerProposed]	Budget	FTE	Position Desc.			
	Description: Brochures and pamphlets	\$400.00					
	Column Total:	\$400.00					
5320.1.300.43256.4580.00000.00.000	CS - Sewer - WWTP-Travel E	\$642.06	\$500.00	\$500.00	\$500.00	\$0.00	0.00
	Column: [FY14CityManagerProposed]	Budget	FTE	Position Desc.			
	Description: Travel expenses for seminars/conferences	\$500.00					
	Column Total:	\$500.00					
Budg_Cat: Purchased Services - 300		\$242,662.43	\$404,678.00	\$408,911.00	\$408,911.00	\$4,233.00	1.05
5320.1.300.43256.4611.00000.00.000	CS - Sewer - WWTP-Office S	\$2,206.01	\$2,000.00	\$2,000.00	\$2,000.00	\$0.00	0.00
	Column: [FY14CityManagerProposed]	Budget	FTE	Position Desc.			
	Description: General office supplies	\$2,000.00					
	Column Total:	\$2,000.00					
5320.1.300.43256.4612.00000.00.000	CS - Sewer - WWTP-Operatin	\$107,492.25	\$70,000.00	\$70,000.00	\$70,000.00	\$0.00	0.00
	Column: [FY14CityManagerProposed]	Budget	FTE	Position Desc.			
	Description: Lab supplies, chemicals	\$70,000.00					
	Column Total:	\$70,000.00					

City of Dover, New Hampshire

Sewer Fund Expenditure Detail Report

Fiscal Year: 2013-2014

Print accounts with zero balance Round to whole dollars Account on new page

From Date: 7/1/2013

To Date: 6/30/2014

Definition: FY14 City Manager Proposed

Account	Description	FY12 Actual	FY13 Adopted Budget	FY14 Department Request	FY14 City Manager Proposed	Dollar Change	Percent Change
5320.1.300.43256.4615.00000.00.000	CS - Sewer - WWTP-Clothing	\$6,910.92	\$5,700.00	\$6,400.00	\$6,400.00	\$700.00	12.28
	Column: [FY14CityManagerProposed]	Budget	FTE	Position Desc.			
	Description: Boots 8 @ \$300	\$2,400.00					
	Description: Uniforms	\$4,000.00					
	Column Total:	\$6,400.00					
5320.1.300.43256.4622.00000.00.000	CS - Sewer - WWTP-Electricit	\$203,500.12	\$238,000.00	\$238,000.00	\$238,000.00	\$0.00	0.00
	Column: [FY14CityManagerProposed]	Budget	FTE	Position Desc.			
	Description: 1,682,344 KWH	\$276,167.00					
	Description: Energy Savings Estimate FY14 330,859 KWH	(\$38,167.00)					
	Column Total:	\$238,000.00					
5320.1.300.43256.4623.00000.00.000	CS - Sewer - WWTP - Propan	\$22,402.14	\$46,154.00	\$34,742.00	\$34,742.00	(\$11,412.00)	(24.73)
	Column: [FY14CityManagerProposed]	Budget	FTE	Position Desc.			
	Description: Propane 18,852 gals @ \$1.75 gal	\$34,742.00					
	Column Total:	\$34,742.00					
5320.1.300.43256.4624.00000.00.000	CS - Sewer - WWTP-Heating	\$17,020.00	\$24,600.00	\$24,534.00	\$24,534.00	(\$66.00)	(0.27)
	Column: [FY14CityManagerProposed]	Budget	FTE	Position Desc.			
	Description: Energy Savings Estimate FY14	(\$1,159.00)					
	Description: Facility heat & generator 6,525 gals @ \$3.76 gal	\$25,693.00					
	Column Total:	\$24,534.00					
5320.1.300.43256.4626.00000.00.000	CS - Sewer - WWTP-Vehicle F	\$14,381.39	\$7,761.00	\$4,845.00	\$4,845.00	(\$2,916.00)	(37.57)
	Column: [FY14CityManagerProposed]	Budget	FTE	Position Desc.			
	Description: Vehicle fuels 1,400 gals unleaded @ \$3.46	\$4,845.00					
	Column Total:	\$4,845.00					

City of Dover, New Hampshire

Sewer Fund Expenditure Detail Report

Fiscal Year: 2013-2014

Print accounts with zero balance Round to whole dollars Account on new page

From Date: 7/1/2013

To Date: 6/30/2014

Definition: FY14 City Manager Proposed

Account	Description	FY12 Actual	FY13 Adopted Budget	FY14 Department Request	FY14 City Manager Proposed	Dollar Change	Percent Change
5320.1.300.43256.4631.00000.00.000	CS - Sewer - WWTP - Food	\$42.99	\$100.00	\$100.00	\$100.00	\$0.00	0.00
	Column: [FY14CityManagerProposed]	Budget	FTE	Position Desc.			
	Description: Public events and meetings	\$100.00					
	Column Total:	\$100.00					
5320.1.300.43256.4640.00000.00.000	CS - Sewer - WWTP-Books & Journals	\$236.85	\$200.00	\$200.00	\$200.00	\$0.00	0.00
	Column: [FY14CityManagerProposed]	Budget	FTE	Position Desc.			
	Description: Technical publications & trade journals	\$200.00					
	Column Total:	\$200.00					
5320.1.300.43256.4652.00000.00.000	CS - Sewer - WWTP-Maint Su	\$50,641.65	\$120,000.00	\$120,000.00	\$120,000.00	\$0.00	0.00
	Column: [FY14CityManagerProposed]	Budget	FTE	Position Desc.			
	Description: Repair parts as need to support plant	\$70,000.00					
	Description: UV Bulbs and sleeves	\$50,000.00					
	Column Total:	\$120,000.00					
5320.1.300.43256.4653.00000.00.000	CS - Sewer - WWTP-Maint Su	\$95.35	\$0.00	\$0.00	\$0.00	\$0.00	0.00
5320.1.300.43256.4654.00000.00.000	CS - Sewer - WWTP-Maint Su	\$5,523.16	\$4,000.00	\$4,000.00	\$4,000.00	\$0.00	0.00
	Column: [FY14CityManagerProposed]	Budget	FTE	Position Desc.			
	Description: Parts for division vehicles	\$4,000.00					
	Column Total:	\$4,000.00					
5320.1.300.43256.4661.00000.00.000	CS - Sewer - WWTP-Fleet Ma	\$18,837.00	\$19,966.00	\$21,087.00	\$21,087.00	\$1,121.00	5.61
	Column: [FY14CityManagerProposed]	Budget	FTE	Position Desc.			
	Description: Division share of Fleet Maint. Budget	\$21,087.00					
	Column Total:	\$21,087.00					

City of Dover, New Hampshire

Sewer Fund Expenditure Detail Report

Fiscal Year: 2013-2014

Print accounts with zero balance Round to whole dollars Account on new page

From Date: 7/1/2013

To Date: 6/30/2014

Definition: FY14 City Manager Proposed

Account	Description	FY12 Actual	FY13 Adopted Budget	FY14 Department Request	FY14 City Manager Proposed	Dollar Change	Percent Change
5320.1.300.43256.4681.00000.00.000	CS - Sewer - WWTP-Minor Ec	\$3,237.52	\$3,000.00	\$3,000.00	\$3,000.00	\$0.00	0.00
	Column: [FY14CityManagerProposed]	Budget	FTE	Position Desc.			
	Description: Small tools and equipment	\$3,000.00					
	Column Total:	\$3,000.00					
Budg_Cat: Supplies - 600		\$452,527.35	\$541,481.00	\$528,908.00	\$528,908.00	(\$12,573.00)	(2.32)
5320.1.300.43256.4741.00000.00.000	CS - Sewer - WWTP-Machine	\$17,382.48	\$0.00	\$0.00	\$0.00	\$0.00	0.00
5320.1.300.43256.4745.00000.99.000	CS - Sewer - WWTP - Compu	\$1,189.17	\$0.00	\$0.00	\$0.00	\$0.00	0.00
Budg_Cat: Capital Outlay - 700		\$18,571.65	\$0.00	\$0.00	\$0.00	\$0.00	0.00
5320.1.300.43256.4810.00000.00.000	CS - Sewer - WWTP-Member	\$1,197.00	\$1,300.00	\$1,300.00	\$1,300.00	\$0.00	0.00
	Column: [FY14CityManagerProposed]	Budget	FTE	Position Desc.			
	Description: State and National Prof. Memberships	\$1,300.00					
	Column Total:	\$1,300.00					
5320.1.300.43256.4819.00000.00.000	CS - Sewer - WWTP-Fees & C	\$240.00	\$1,500.00	\$1,600.00	\$1,600.00	\$100.00	6.67
	Column: [FY14CityManagerProposed]	Budget	FTE	Position Desc.			
	Description: Annual SQC sludge/compost permit fee	\$500.00					
	Description: NHDES Annual Lab Audit/Certification	\$1,100.00					
	Column Total:	\$1,600.00					
Budg_Cat: Other Expenses - 800		\$1,437.00	\$2,800.00	\$2,900.00	\$2,900.00	\$100.00	3.57
Func: CS - Sewer - WWTP - 43256		\$1,295,431.18	\$1,538,248.00	\$1,546,718.00	\$1,546,718.00	\$8,470.00	0.55

City of Dover, New Hampshire

Sewer Fund Expenditure Detail Report

Fiscal Year: 2013-2014

Print accounts with zero balance Round to whole dollars Account on new page

From Date: 7/1/2013

To Date: 6/30/2014

Definition: FY14 City Manager Proposed

Account	Description	FY12 Actual	FY13 Adopted Budget	FY14 Department Request	FY14 City Manager Proposed	Dollar Change	Percent Change
Grand Total:		\$5,659,414.99	\$6,404,327.00	\$6,707,525.00	\$6,707,525.00	\$303,198.00	4.73

End of Report

This page intentionally left blank.

RECREATION

TAB 12

RECREATION

TAB 12

RECREATION

Division: Recreation Administration

Function 1000-45110

Mission Statement:

To provide the highest quality recreation services at reasonable costs for the Citizens of Dover. To build partnerships with volunteers, businesses, City staff and program participants in order to maximize the efficiency and economy of service delivery. To continually meet or exceed community expectations.

Major Services/Responsibilities:

- Provide administrative support for all recreation divisions
- Coordinate all program development and promotion
- Hire and train all recreation personnel
- Handle all recreation personnel records and processing
- Account for all recreation revenue and expenditures by all divisions
- Develop and monitor annual recreation budget
- Plan and implement recreation improvements in both facilities and programs
- Work with other public and private entities to solicit support and cooperation
- Follow through on Recreation Master Plan

Key Fiscal Year Objectives:

- Continue development of new athletic fields and facilities
- Work on repair of Willand Pond trails system
- Work on plans to develop active recreation facilities on the Waterfront
- Implement Master Plan recommendations to improve neighborhood parks
- Continue the development of multiple recreation features at Garrison Hill Park
- Continue UNH internship program focused on Recreation program development
- Work with other McConnell Center tenants to develop new programs
- Work closely with the School Department to evaluate space use and maximize the value of all spaces as designed

Performance Measures:

Description	FY12 Act	FY13 Est	FY14 Est
Addition of new ball fields	0	0	1
Growth of program sponsors	75	80	90
Trail systems improved and added	0	1	2
Special Events program growth	4	4	5
Growth of recreation programs in the McConnell Center	2	3	4

City of Dover, New Hampshire

General Fund Expenditure Detail Report

Fiscal Year: 2013-2014

 Print accounts with zero balance
 Round to whole dollars
 Account on new page

From Date: 7/1/2013

To Date: 6/30/2014

Definition: FY14 City Manager Proposed

Account	Description	FY12 Actual	FY13 Adopted Budget	FY14 Department Request	FY14 City Manager Proposed	Dollar Change	Percent Change
1000.1.350.45110.4110.00000.00.000	Rec Admin - Regular Salaried	\$101,934.02	\$89,022.00	\$90,774.00	\$90,774.00	\$1,752.00	1.97
	Column: [FY14CityManagerProposed]	Budget	FTE	Position Desc.			
	Description: 457 Incentive Pay	\$26.00		457 Incentive			
	Description: Bannon, Gary S	(\$19,584.00)	-0.2500	25% McConnell			
	Description: Bannon, Gary S	\$78,339.00	1.0000	Director of Rec			
	Description: Trefethen, Krista S	(\$31,993.00)	-0.5000	50% Rec Fund			
	Description: Trefethen, Krista S	\$63,986.00	1.0000	Asst Rec Direct			
	Column Total:	\$90,774.00					
1000.1.350.45110.4115.00000.00.000	Rec Admin - Regular Hourly E	\$61,286.47	\$63,328.00	\$63,510.00	\$63,510.00	\$182.00	0.29
	Column: [FY14CityManagerProposed]	Budget	FTE	Position Desc.			
	Description: Gingras, Brenda L	\$24,415.00	0.7250	Clerk Typist I			
	Description: Rowe, Laura L	\$39,095.00	0.8750	Office Manager			
	Column Total:	\$63,510.00					
1000.1.350.45110.4170.00000.00.000	Rec Admin - Longevity Pay	\$3,890.00	\$3,692.00	\$3,780.00	\$3,780.00	\$88.00	2.38
	Column: [FY14CityManagerProposed]	Budget	FTE	Position Desc.			
	Description: 1 @ 10 - 14 years 50%	\$400.00					
	Description: 1 @ 10 - 14 years Prorated	\$580.00					
	Description: 1 @ 20 - 25 years 75%	\$1,200.00					
	Description: 1 @ 30 - 35 years	\$1,600.00					
	Column Total:	\$3,780.00					

City of Dover, New Hampshire

General Fund Expenditure Detail Report

Fiscal Year: 2013-2014

Print accounts with zero balance Round to whole dollars Account on new page

From Date: 7/1/2013

To Date: 6/30/2014

Definition: FY14 City Manager Proposed

Account	Description	FY12 Actual	FY13 Adopted Budget	FY14 Department Request	FY14 City Manager Proposed	Dollar Change	Percent Change
1000.1.350.45110.4211.00000.00.000	Rec Admin - Health Insurance	\$55,623.48	\$65,294.00	\$64,849.00	\$64,106.00	(\$1,188.00)	(1.82)
	Column: [FY14CityManagerProposed]	Budget	FTE	Position Desc.			
	Description: Medical Premiums to LGC HealthTrust	\$64,849.00					
	Description: z CM Reduction - Savings Actual Rate vs GMR	(\$743.00)					
	Column Total:	\$64,106.00					
1000.1.350.45110.4212.00000.00.000	Rec Admin - Dental Insurance	\$2,305.44	\$2,003.00	\$1,843.00	\$1,843.00	(\$160.00)	(7.99)
	Column: [FY14CityManagerProposed]	Budget	FTE	Position Desc.			
	Description: Dental Premiums to LGC HealthTrust	\$1,843.00					
	Column Total:	\$1,843.00					
1000.1.350.45110.4213.00000.00.000	Rec Admin - Life Insurance	\$421.45	\$429.00	\$435.00	\$435.00	\$6.00	1.40
	Column: [FY14CityManagerProposed]	Budget	FTE	Position Desc.			
	Description: Life Premiums to LGC HealthTrust	\$435.00					
	Column Total:	\$435.00					
1000.1.350.45110.4214.00000.00.000	Recreation - Disability Insuran	\$419.44	\$572.00	\$588.00	\$588.00	\$16.00	2.80
	Column: [FY14CityManagerProposed]	Budget	FTE	Position Desc.			
	Description: Disability Premiums	\$588.00					
	Column Total:	\$588.00					
1000.1.350.45110.4220.00000.00.000	Rec Admin - FICA	\$9,380.64	\$9,567.00	\$8,746.00	\$8,746.00	(\$821.00)	(8.58)
	Column: [FY14CityManagerProposed]	Budget	FTE	Position Desc.			
	Description: Cost of FICA - 6.2% of Wages	\$8,746.00					
	Column Total:	\$8,746.00					
1000.1.350.45110.4225.00000.00.000	Rec Admin - Medicare	\$2,182.87	\$2,243.00	\$2,045.00	\$2,045.00	(\$198.00)	(8.83)
	Column: [FY14CityManagerProposed]	Budget	FTE	Position Desc.			
	Description: Cost of Medicare - 1.45% of wages	\$2,045.00					
	Column Total:	\$2,045.00					

City of Dover, New Hampshire

General Fund Expenditure Detail Report

Fiscal Year: 2013-2014

Print accounts with zero balance Round to whole dollars Account on new page

From Date: 7/1/2013

To Date: 6/30/2014

Definition: FY14 City Manager Proposed

Account	Description	FY12 Actual	FY13 Adopted Budget	FY14 Department Request	FY14 City Manager Proposed	Dollar Change	Percent Change
1000.1.350.45110.4230.00000.00.000	Rec Admin - Retirement	\$12,751.87	\$12,984.00	\$14,332.00	\$14,332.00	\$1,348.00	10.38
	Column: [FY14CityManagerProposed]	Budget	FTE	Position Desc.			
	Description: Cost of NH Retirement System payments	\$14,332.00					
	Column Total:	\$14,332.00					
1000.1.350.45110.4240.00000.00.000	Rec Admin - Staff Developme	\$0.00	\$1,200.00	\$1,200.00	\$1,200.00	\$0.00	0.00
	Column: [FY14CityManagerProposed]	Budget	FTE	Position Desc.			
	Description: NRPA Conf.,computer trng. mgmt. seminars	\$1,200.00					
	Column Total:	\$1,200.00					
1000.1.350.45110.4260.00000.00.000	Rec Admin - Workers Comp Ir	\$441.00	\$441.00	\$2,731.00	\$2,731.00	\$2,290.00	519.27
	Column: [FY14CityManagerProposed]	Budget	FTE	Position Desc.			
	Description: Workers Comp allocation of self insur.	\$2,731.00					
	Column Total:	\$2,731.00					
1000.1.350.45110.4290.00000.00.000	Rec Admin - FSA Fees	\$72.00	\$66.00	\$75.00	\$75.00	\$9.00	13.64
	Column: [FY14CityManagerProposed]	Budget	FTE	Position Desc.			
	Description: Admin fees - Flexible Spending Accts	\$75.00					
	Column Total:	\$75.00					
Budg_Cat: Personal Services - 100		\$250,708.68	\$250,841.00	\$254,908.00	\$254,165.00	\$3,324.00	1.33
1000.1.350.45110.4336.00000.00.000	Rec Admin - Medical Services	\$101.00	\$228.00	\$228.00	\$228.00	\$0.00	0.00
	Column: [FY14CityManagerProposed]	Budget	FTE	Position Desc.			
	Description: Pre-employment physicals 2 @ \$114	\$228.00					
	Column Total:	\$228.00					

City of Dover, New Hampshire

General Fund Expenditure Detail Report

Fiscal Year: 2013-2014

Print accounts with zero balance Round to whole dollars Account on new page

From Date: 7/1/2013

To Date: 6/30/2014

Definition: FY14 City Manager Proposed

Account	Description	FY12 Actual	FY13 Adopted Budget	FY14 Department Request	FY14 City Manager Proposed	Dollar Change	Percent Change
1000.1.350.45110.4433.00000.00.000	Rec Admin - Maint Chrgs - Eq	\$1,200.00	\$1,500.00	\$1,500.00	\$1,500.00	\$0.00	0.00
	Column: [FY14CityManagerProposed]	Budget	FTE	Position Desc.			
	Description: Communication Equip. repairs	\$1,500.00					
	Column Total:	\$1,500.00					
1000.1.350.45110.4433.00000.00.000	Rec Admin - Maint Chrgs - Off	\$3,789.96	\$6,002.00	\$8,896.00	\$8,896.00	\$2,894.00	48.22
	Column: [FY14CityManagerProposed]	Budget	FTE	Position Desc.			
	Description: Division share of DoverNet support	\$6,030.00					
	Description: Division Share of PC Replacement	\$596.00					
	Description: Regular maint. for office equip.	\$915.00					
	Description: Service Contract-Rec Software	\$1,300.00					
	Description: Typewriters 1 EA \$55	\$55.00					
	Column Total:	\$8,896.00					
1000.1.350.45110.4443.00000.00.000	Rec Admin - Rental of Equipm	\$1,221.00	\$1,439.00	\$1,439.00	\$1,439.00	\$0.00	0.00
	Column: [FY14CityManagerProposed]	Budget	FTE	Position Desc.			
	Description: Copy Machine Rental	\$1,439.00					
	Column Total:	\$1,439.00					
1000.1.350.45110.4524.00000.00.000	Rec Admin - Public Liab Insur	\$1,337.19	\$1,337.00	\$1,337.00	\$1,337.00	\$0.00	0.00
	Column: [FY14CityManagerProposed]	Budget	FTE	Position Desc.			
	Description: Cost of LGC Public Liability Insur	\$1,337.00					
	Column Total:	\$1,337.00					
1000.1.350.45110.4531.00000.00.000	Telecommunications	\$5,937.90	\$5,000.00	\$5,000.00	\$5,000.00	\$0.00	0.00
	Column: [FY14CityManagerProposed]	Budget	FTE	Position Desc.			
	Description: Services/equipment for voice, fax, data, wireless	\$5,000.00					
	Column Total:	\$5,000.00					

City of Dover, New Hampshire

General Fund Expenditure Detail Report

Fiscal Year: 2013-2014

Print accounts with zero balance Round to whole dollars Account on new page

From Date: 7/1/2013

To Date: 6/30/2014

Definition: FY14 City Manager Proposed

Account	Description	FY12 Actual	FY13 Adopted Budget	FY14 Department Request	FY14 City Manager Proposed	Dollar Change	Percent Change
1000.1.350.45110.4534.00000.00.000	Rec Admin - Postage	\$1,635.71	\$1,000.00	\$1,000.00	\$1,000.00	\$0.00	0.00
	Column: [FY14CityManagerProposed]	Budget	FTE	Position Desc.			
	Description: Correspondence, express and parcel delivery	\$1,000.00					
	Column Total:	\$1,000.00					
1000.1.350.45110.4540.00000.00.000	Rec Admin - Advertising	\$0.00	\$200.00	\$200.00	\$200.00	\$0.00	0.00
	Column: [FY14CityManagerProposed]	Budget	FTE	Position Desc.			
	Description: Program Publicity	\$200.00					
	Column Total:	\$200.00					
1000.1.350.45110.4550.00000.00.000	Rec Admin - Printing & Bindin	\$0.00	\$500.00	\$500.00	\$500.00	\$0.00	0.00
	Column: [FY14CityManagerProposed]	Budget	FTE	Position Desc.			
	Description: Printing & Binding	\$500.00					
	Column Total:	\$500.00					
1000.1.350.45110.4580.00000.00.000	Rec Admin - Travel Expense	\$92.13	\$90.00	\$90.00	\$90.00	\$0.00	0.00
	Column: [FY14CityManagerProposed]	Budget	FTE	Position Desc.			
	Description: Travel expenses for seminars, conferences, mileage	\$90.00					
	Column Total:	\$90.00					
Budg_Cat: Purchased Services - 300		\$15,314.89	\$17,296.00	\$20,190.00	\$20,190.00	\$2,894.00	16.73
1000.1.350.45110.4611.00000.00.000	Rec Admin - Office Supplies	\$3,404.09	\$2,500.00	\$2,500.00	\$2,500.00	\$0.00	0.00
	Column: [FY14CityManagerProposed]	Budget	FTE	Position Desc.			
	Description: Copier, computer and office supplies	\$2,500.00					
	Column Total:	\$2,500.00					

City of Dover, New Hampshire

General Fund Expenditure Detail Report

Fiscal Year: 2013-2014

Print accounts with zero balance Round to whole dollars Account on new page

From Date: 7/1/2013

To Date: 6/30/2014

Definition: FY14 City Manager Proposed

Account	Description	FY12 Actual	FY13 Adopted Budget	FY14 Department Request	FY14 City Manager Proposed	Dollar Change	Percent Change
1000.1.350.45110.4612.00000.00.000	Rec Admin - Operating Suppli	\$469.57	\$500.00	\$500.00	\$500.00	\$0.00	0.00
	Column: [FY14CityManagerProposed]	Budget	FTE	Position Desc.			
	Description: Program Support Materials	\$500.00					
	Column Total:	\$500.00					
1000.1.350.45110.4615.00000.00.000	Rec Admin - Clothing & Unifor	\$0.00	\$250.00	\$250.00	\$250.00	\$0.00	0.00
	Column: [FY14CityManagerProposed]	Budget	FTE	Position Desc.			
	Description: Footwear (per contract)	\$250.00					
	Column Total:	\$250.00					
1000.1.350.45110.4626.00000.00.000	Rec Admin - Vehicle Fuels	\$218.06	\$1,000.00	\$1,000.00	\$1,000.00	\$0.00	0.00
	Column: [FY14CityManagerProposed]	Budget	FTE	Position Desc.			
	Description: Gas for staff car 520 GA \$3.46	\$1,000.00					
	Column Total:	\$1,000.00					
1000.1.350.45110.4631.00000.00.000	Rec Admin - Food	\$428.31	\$250.00	\$250.00	\$250.00	\$0.00	0.00
	Column: [FY14CityManagerProposed]	Budget	FTE	Position Desc.			
	Description: Public events and meetings	\$250.00					
	Column Total:	\$250.00					
1000.1.350.45110.4640.00000.00.000	Rec Admin - Books & Publicat	\$203.20	\$500.00	\$500.00	\$500.00	\$0.00	0.00
	Column: [FY14CityManagerProposed]	Budget	FTE	Position Desc.			
	Description: Professional journals & subscriptions	\$500.00					
	Column Total:	\$500.00					
1000.1.350.45110.4654.00000.00.000	Rec Admin - Maint Supplies -	\$0.00	\$250.00	\$250.00	\$250.00	\$0.00	0.00
	Column: [FY14CityManagerProposed]	Budget	FTE	Position Desc.			
	Description: Vehicle Repair Parts	\$250.00					
	Column Total:	\$250.00					

City of Dover, New Hampshire

General Fund Expenditure Detail Report

Fiscal Year: 2013-2014

Print accounts with zero balance Round to whole dollars Account on new page

From Date: 7/1/2013

To Date: 6/30/2014

Definition: FY14 City Manager Proposed

Account	Description	FY12 Actual	FY13 Adopted Budget	FY14 Department Request	FY14 City Manager Proposed	Dollar Change	Percent Change
1000.1.350.45110.4661.00000.00.000	Rec Admin - Fleet Maint Char	\$1,356.96	\$1,438.00	\$1,519.00	\$1,519.00	\$81.00	5.63
	Column: [FY14CityManagerProposed]	Budget	FTE	Position Desc.			
	Description: Division share of Fleet Maint. Budget	\$1,519.00					
	Column Total:	\$1,519.00					
Budg_Cat: Supplies - 600		\$6,080.19	\$6,688.00	\$6,769.00	\$6,769.00	\$81.00	1.21
1000.1.350.45110.4745.00000.00.000	Rec Admin - Computers & Co	\$0.00	\$0.00	\$5,000.00	\$2,500.00	\$2,500.00	0.00
	Column: [FY14CityManagerProposed]	Budget	FTE	Position Desc.			
	Description: Rec Admin - Computers & Communications Equip	\$5,000.00					
	Description: z CM General Reduction	(\$2,500.00)					
	Column Total:	\$2,500.00					
Budg_Cat: Capital Outlay - 700		\$0.00	\$0.00	\$5,000.00	\$2,500.00	\$2,500.00	0.00
1000.1.350.45110.4810.00000.00.000	Rec Admin - Membership Due	\$736.00	\$750.00	\$750.00	\$750.00	\$0.00	0.00
	Column: [FY14CityManagerProposed]	Budget	FTE	Position Desc.			
	Description: Dues and Memberships	\$750.00					
	Column Total:	\$750.00					
1000.1.350.45110.4819.00000.00.000	Rec - Administration - Fees &	\$980.00	\$1,000.00	\$1,000.00	\$1,000.00	\$0.00	0.00
	Column: [FY14CityManagerProposed]	Budget	FTE	Position Desc.			
	Description: New employee background checks	\$1,000.00					
	Column Total:	\$1,000.00					
Budg_Cat: Other Expenses - 800		\$1,716.00	\$1,750.00	\$1,750.00	\$1,750.00	\$0.00	0.00
Func: Administration - 45110		\$273,819.76	\$276,575.00	\$288,617.00	\$285,374.00	\$8,799.00	3.18

RECREATION

Division: Recreation Programs

Function 1000-45120

Mission Statement:

Provide administrative support and direction to our paid staff and volunteers in an effort to better serve the general public and provide a variety of affordable recreation opportunities to the entire community, and to enhance the quality of life in Dover.

Major Services/Responsibilities:

- Perform fundraising and solicit donations
- Support and assist adult & youth sport leagues
- Support and assist senior citizens groups
- Provide programming for special needs population
- Organize and conduct special events
- Plan and organize special trips
- Provide coaches training for youth sports
- Coordinate city-wide projects for recreation facility development

Key Fiscal Year Objectives:

- Continue recreation facility and field development with community involvement
- Continue to improve customer service/public relations
- Cultivate employee excellence
- Continue to evaluate existing programs
- Maximize efficiency in manpower usage

Performance Measures:

Description	FY12 Act	FY13 Est	FY14 Est
Expand publicity for programs, e newsletter, (Brochures, Flyers, website etc.)	2,000	3,000	5,000
Increase networking of various sports leagues	1	3	4
Develop new Athletic and Park Facilities	-	1	1
Address needs and potential to move Skate park		0	1
Expand snowboard, skiing and sledding areas	1	2	2

City of Dover, New Hampshire

General Fund Expenditure Detail Report

Fiscal Year: 2013-2014

Print accounts with zero balance Round to whole dollars Account on new page

From Date: 7/1/2013

To Date: 6/30/2014

Definition: FY14 City Manager Proposed

Account	Description	FY12 Actual	FY13 Adopted Budget	FY14 Department Request	FY14 City Manager Proposed	Dollar Change	Percent Change
1000.1.350.45120.4411.00000.00.000	Recr Pgm - Water & Sewer Ex	\$26.37	\$350.00	\$350.00	\$100.00	(\$250.00)	(71.43)
	Column: [FY14CityManagerProposed]	Budget	FTE	Position Desc.			
	Description: Water & Sewer Usage	\$350.00					
	Description: z CM General Reduction	(\$250.00)					
	Column Total:	\$100.00					
	Account Note: Bellamy Park Bldg.						
1000.1.350.45120.4431.00000.00.000	Maint Chrgs - Buildings	\$0.00	\$0.00	\$1,000.00	\$1,000.00	\$1,000.00	0.00
	Column: [FY14CityManagerProposed]	Budget	FTE	Position Desc.			
	Description: Rec Program Main Chrgs Buildings	\$1,000.00					
	Column Total:	\$1,000.00					
1000.1.350.45120.4433.00000.00.000	Recr Pgm-Maint Chrgs - Equip	\$1,304.00	\$0.00	\$0.00	\$0.00	\$0.00	0.00
1000.1.350.45120.4435.00000.00.000	Recr Pgm-Maint Chrgs - Office	\$0.00	\$900.00	\$900.00	\$900.00	\$0.00	0.00
	Column: [FY14CityManagerProposed]	Budget	FTE	Position Desc.			
	Description: Service Contract-Rec Software	\$900.00					
	Column Total:	\$900.00					
1000.1.350.45120.4521.00000.00.000	Recr Pgm - Property Insuranc	\$401.54	\$420.00	\$420.00	\$420.00	\$0.00	0.00
	Column: [FY14CityManagerProposed]	Budget	FTE	Position Desc.			
	Description: Cost of LGC Property Insur	\$420.00					
	Column Total:	\$420.00					
1000.1.350.45120.4522.00000.00.000	Recr Pgm-Vehicle & Equip Ins	\$2,243.00	\$2,243.00	\$2,243.00	\$2,243.00	\$0.00	0.00
	Column: [FY14CityManagerProposed]	Budget	FTE	Position Desc.			
	Description: Cost of LGC Vehicle Insur	\$2,243.00					
	Column Total:	\$2,243.00					

City of Dover, New Hampshire

General Fund Expenditure Detail Report

Fiscal Year: 2013-2014

Print accounts with zero balance Round to whole dollars Account on new page

From Date: 7/1/2013

To Date: 6/30/2014

Definition: FY14 City Manager Proposed

Account	Description	FY12 Actual	FY13 Adopted Budget	FY14 Department Request	FY14 City Manager Proposed	Dollar Change	Percent Change
1000.1.350.45120.4524.00000.00.000	Recr Pgm-Public Liab Insuran	\$534.62	\$535.00	\$535.00	\$535.00	\$0.00	0.00
	Column: [FY14CityManagerProposed]	Budget	FTE	Position Desc.			
	Description: Cost of LGC Public Liability Insur	\$535.00					
	Column Total:	\$535.00					
1000.1.350.45120.4531.00000.00.000	Telecommunications	\$1,434.58	\$1,000.00	\$1,000.00	\$1,000.00	\$0.00	0.00
	Column: [FY14CityManagerProposed]	Budget	FTE	Position Desc.			
	Description: Services/equipment for voice, fax, data, wireless	\$1,000.00					
	Column Total:	\$1,000.00					
1000.1.350.45120.4550.00000.00.000	Recr Pgm - Printing & Binding	\$0.00	\$500.00	\$500.00	\$500.00	\$0.00	0.00
	Column: [FY14CityManagerProposed]	Budget	FTE	Position Desc.			
	Description: Recr Pgm - Printing & Binding	\$500.00					
	Column Total:	\$500.00					
1000.1.350.45120.4591.00000.00.000	Recr Pgm-Special Programs	\$2,121.40	\$2,500.00	\$4,500.00	\$2,500.00	\$0.00	0.00
	Column: [FY14CityManagerProposed]	Budget	FTE	Position Desc.			
	Description: Garrison Hill & Skate Park	\$2,500.00					
	Description: July 4th/Special Events	\$2,000.00					
	Description: z CM General Reduction	(\$2,000.00)					
	Column Total:	\$2,500.00					
Budg_Cat: Purchased Services - 300		\$8,065.51	\$8,448.00	\$11,448.00	\$9,198.00	\$750.00	8.88
1000.1.350.45120.4612.00000.00.000	Recr Pgm-Operating Supplies	\$141.11	\$500.00	\$500.00	\$500.00	\$0.00	0.00
	Column: [FY14CityManagerProposed]	Budget	FTE	Position Desc.			
	Description: Various Supplies	\$500.00					
	Column Total:	\$500.00					

City of Dover, New Hampshire

General Fund Expenditure Detail Report

Fiscal Year: 2013-2014

Print accounts with zero balance Round to whole dollars Account on new page

From Date: 7/1/2013

To Date: 6/30/2014

Definition: FY14 City Manager Proposed

Account	Description	FY12 Actual	FY13 Adopted Budget	FY14 Department Request	FY14 City Manager Proposed	Dollar Change	Percent Change
1000.1.350.45120.4622.00000.00.000	Recr Pgm-Electricity	\$5,362.64	\$6,000.00	\$6,000.00	\$6,000.00	\$0.00	0.00
	Column: [FY14CityManagerProposed]	Budget	FTE	Position Desc.			
	Description: Henry Law / Shaws Lane 23,790 KWH	\$6,000.00					
	Column Total:	\$6,000.00					
1000.1.350.45120.4623.00000.00.000	Propane	\$140.91	\$500.00	\$500.00	\$500.00	\$0.00	0.00
	Column: [FY14CityManagerProposed]	Budget	FTE	Position Desc.			
	Description: Propane - storage facility -603 gallons	\$500.00					
	Column Total:	\$500.00					
1000.1.350.45120.4624.00000.00.000	Recr Pgm - Heating Oil	\$796.16	\$2,000.00	\$2,000.00	\$2,000.00	\$0.00	0.00
	Column: [FY14CityManagerProposed]	Budget	FTE	Position Desc.			
	Description: Heating Oil - Bellamy Park Building	\$2,000.00					
	Column Total:	\$2,000.00					
1000.1.350.45120.4626.00000.00.000	Recr Pgm-Vehicle Fuels	\$709.67	\$1,200.00	\$1,200.00	\$1,200.00	\$0.00	0.00
	Column: [FY14CityManagerProposed]	Budget	FTE	Position Desc.			
	Description: Vehicle Fuel 486.31 gallons gasoline	\$1,200.00					
	Column Total:	\$1,200.00					
1000.1.350.45120.4651.00000.00.000	Recr Pgm - Maint Supplies - E	\$147.06	\$250.00	\$250.00	\$250.00	\$0.00	0.00
	Column: [FY14CityManagerProposed]	Budget	FTE	Position Desc.			
	Description: Cleaning Supplies	\$250.00					
	Column Total:	\$250.00					
1000.1.350.45120.4654.00000.00.000	Recr Pgm-Maint Supplies - Ve	\$1,233.51	\$1,000.00	\$1,000.00	\$1,000.00	\$0.00	0.00
	Column: [FY14CityManagerProposed]	Budget	FTE	Position Desc.			
	Description: Parts for division vehicles	\$1,000.00					
	Column Total:	\$1,000.00					

City of Dover, New Hampshire

General Fund Expenditure Detail Report

Fiscal Year: 2013-2014

Print accounts with zero balance Round to whole dollars Account on new page

From Date: 7/1/2013

To Date: 6/30/2014

Definition: FY14 City Manager Proposed

Account	Description	FY12 Actual	FY13 Adopted Budget	FY14 Department Request	FY14 City Manager Proposed	Dollar Change	Percent Change
1000.1.350.45120.4661.00000.00.000	Recr Pgm-Fleet Maintenance	\$9,258.00	\$9,812.00	\$10,364.00	\$10,364.00	\$552.00	5.63
	Column: [FY14CityManagerProposed]	Budget	FTE	Position Desc.			
	Description: Division share of Fleet Maint. Budget	\$10,364.00					
	Column Total:	\$10,364.00					
Budg_Cat: Supplies - 600		\$17,789.06	\$21,262.00	\$21,814.00	\$21,814.00	\$552.00	2.60
1000.1.350.45120.4835.00000.00.000	Recr Pgm-Grants/Subsidy	\$10,000.00	\$0.00	\$10,000.00	\$0.00	\$0.00	0.00
	Column: [FY14CityManagerProposed]	Budget	FTE	Position Desc.			
	Description: Cocheco Arts Festival	\$10,000.00		FY14 Request			
	Description: z CM Reduction	(\$10,000.00)					
	Column Total:	\$0.00					
Budg_Cat: Other Expenses - 800		\$10,000.00	\$0.00	\$10,000.00	\$0.00	\$0.00	0.00
1000.1.350.45120.4912.00000.00.000	Programs - Transfer to Specia	\$15,500.00	\$15,500.00	\$15,500.00	\$15,500.00	\$0.00	0.00
	Column: [FY14CityManagerProposed]	Budget	FTE	Position Desc.			
	Description: Hardship Scholarships	\$15,500.00					
	Column Total:	\$15,500.00					
Budg_Cat: Operating Transfers Out - 910		\$15,500.00	\$15,500.00	\$15,500.00	\$15,500.00	\$0.00	0.00
Func: Programs - 45120		\$51,354.57	\$45,210.00	\$58,762.00	\$46,512.00	\$1,302.00	2.88

This page intentionally left blank.

RECREATION

Division: McConnell Center

Function 1000-45121

Mission Statement:

To develop and provide high quality, affordable and accessible recreation programs and facilities. To encourage participation of community members of all ages and abilities. To work with community organizations to provide a comprehensive package of programs and services in this facility.

Major Services/Responsibilities:

- Provide space for recreation programs and community activities
- Run a variety of athletic, educational and cultural recreation activities
- Provide supervision of the facility use
- Schedule room and court activities for user groups and our programs
- Provide management and oversight for the McConnell Tenants use of the building and act as the city's representative

Key Fiscal Year Objectives:

- Work with other tenants and community groups to carry out the vision for the McConnell Center
- Develop new collaborative programming and market those programs to the community
- Develop programs for Senior Citizens and market all senior programs to be hosted here
- Expand new recreation programming and special events
- Develop the Community Center concept for the facility and promote its utilization

Performance Measures:

Description	FY12 Act	FY13 Est	FY14 Est
Recruit additional community non profits that serve families to locate in this facility	1	2	2
Add new programs that reach community members	2	4	4
Days of facility operation /year	180	200	280
Customers served	8,000	10,000	12,000

City of Dover, New Hampshire

General Fund Expenditure Detail Report

Fiscal Year: 2013-2014

Print accounts with zero balance Round to whole dollars Account on new page

From Date: 7/1/2013

To Date: 6/30/2014

Definition: FY14 City Manager Proposed

Account	Description	FY12 Actual	FY13 Adopted Budget	FY14 Department Request	FY14 City Manager Proposed	Dollar Change	Percent Change
1000.1.350.45121.4120.00000.00.000	REC - McConnell Recreation-	\$45,612.51	\$0.00	\$0.00	\$0.00	\$0.00	0.00
1000.1.350.45121.4130.00000.00.000	REC - McConnell Recreation-	\$488.34	\$0.00	\$0.00	\$0.00	\$0.00	0.00
1000.1.350.45121.4220.00000.00.000	REC - McConnell Recreation-	\$2,880.05	\$0.00	\$0.00	\$0.00	\$0.00	0.00
1000.1.350.45121.4225.00000.00.000	REC - McConnell Recreation-	\$673.46	\$0.00	\$0.00	\$0.00	\$0.00	0.00
1000.1.350.45121.4230.00000.00.000	REC - McConnell Recreation-	(\$77.75)	\$0.00	\$0.00	\$0.00	\$0.00	0.00
1000.1.350.45121.4260.00000.00.000	REC - McConnell Recreation-	\$10,869.96	\$0.00	\$0.00	\$0.00	\$0.00	0.00
Budg_Cat: Personal Services - 100		\$60,446.57	\$0.00	\$0.00	\$0.00	\$0.00	0.00
1000.1.350.45121.4336.00000.00.000	REC - McConnell Recreation-	\$521.00	\$0.00	\$0.00	\$0.00	\$0.00	0.00
1000.1.350.45121.4431.00000.00.000	REC - McConnell Recreation-	\$1,755.93	\$1,000.00	\$1,000.00	\$1,000.00	\$0.00	0.00
Column: [FY14CityManagerProposed]	Budget		FTE	Position Desc.			
Description: Weekend Custodial	\$1,000.00						
Column Total:	\$1,000.00						
1000.1.350.45121.4433.00000.00.000	REC - McConnell Recreation-	\$1,890.25	\$850.00	\$0.00	\$0.00	(\$850.00)	(100.00)
1000.1.350.45121.4441.00000.00.000	McConnell Recreation - Renta	\$197,447.04	\$179,100.00	\$177,061.00	\$177,061.00	(\$2,039.00)	(1.14)
Column: [FY14CityManagerProposed]	Budget		FTE	Position Desc.			
Description: McConnell Center (14,561 sq ft)	\$177,061.00						
Column Total:	\$177,061.00						
1000.1.350.45121.4443.00000.00.000	REC - McConnell Recreation-	\$8,190.60	\$5,200.00	\$5,200.00	\$5,200.00	\$0.00	0.00
Column: [FY14CityManagerProposed]	Budget		FTE	Position Desc.			
Description: Fitness Equipment	\$5,200.00						
Column Total:	\$5,200.00						

City of Dover, New Hampshire

General Fund Expenditure Detail Report

Fiscal Year: 2013-2014

Print accounts with zero balance Round to whole dollars Account on new page

From Date: 7/1/2013

To Date: 6/30/2014

Definition: FY14 City Manager Proposed

Account	Description	FY12 Actual	FY13 Adopted Budget	FY14 Department Request	FY14 City Manager Proposed	Dollar Change	Percent Change
1000.1.350.45121.4524.00000.00.000	REC - McConnell Recreation-	\$747.67	\$748.00	\$748.00	\$748.00	\$0.00	0.00
	Column: [FY14CityManagerProposed]	Budget	FTE	Position Desc.			
	Description: Cost of LGC Public Liability Insur	\$748.00					
	Column Total:	\$748.00					
1000.1.350.45121.4531.00000.00.000	Telecommunications	\$1,575.93	\$1,000.00	\$1,000.00	\$1,000.00	\$0.00	0.00
	Column: [FY14CityManagerProposed]	Budget	FTE	Position Desc.			
	Description: Services/equipment for voice, fax, data, wireless	\$1,000.00					
	Column Total:	\$1,000.00					
Budg_Cat: Purchased Services - 300		\$212,128.42	\$187,898.00	\$185,009.00	\$185,009.00	(\$2,889.00)	(1.54)
1000.1.350.45121.4611.00000.00.000	REC - McConnell Recreation-	\$1,275.89	\$0.00	\$0.00	\$0.00	\$0.00	0.00
1000.1.350.45121.4612.00000.00.000	REC - McConnell Recreation-	\$440.61	\$0.00	\$0.00	\$0.00	\$0.00	0.00
1000.1.350.45121.4615.00000.00.000	REC - McConnell Recreation-	\$158.75	\$0.00	\$0.00	\$0.00	\$0.00	0.00
1000.1.350.45121.4635.00000.00.000	REC - McConnell Recreation-	\$190.65	\$0.00	\$0.00	\$0.00	\$0.00	0.00
1000.1.350.45121.4651.00000.00.000	REC - McConnell Recreation-	\$1,949.05	\$0.00	\$0.00	\$0.00	\$0.00	0.00
1000.1.350.45121.4653.00000.00.000	REC - McConnell Recreation-	\$315.00	\$0.00	\$0.00	\$0.00	\$0.00	0.00
Budg_Cat: Supplies - 600		\$4,329.95	\$0.00	\$0.00	\$0.00	\$0.00	0.00
Func: McConnell Recreation - 45121		\$276,904.94	\$187,898.00	\$185,009.00	\$185,009.00	(\$2,889.00)	(1.54)

This page intentionally left blank.

RECREATION

Division: Indoor Pool		Function 1000-45124		
Mission Statement:				
Provide a safe, sanitary and affordable year round indoor swimming facility for the purpose of educating the public in water safety and provide programs in fitness, learn-to-swim, recreation and competitive swimming.				
Major Services/Responsibilities:				
<ul style="list-style-type: none"> • Ensure safety of the patrons • Plan, organize and instruct swimming programs • Support special programs for rehabilitation and therapy • Maintain a clean and sanitary facility • Coordinate pool rentals scheduling • Plan, organize and conduct fitness class and special events 				
Key Fiscal Year Objectives:				
<ul style="list-style-type: none"> • Promote and market the programs and facility • Increase the number of users • Increase special events • Increase revenues • Continue staff development • Continue to computerize schedules, memberships and registrations • Promote birthday party packages utilizing new activity room • Continue work with the Pool Advisory Committee to gain support 				
Performance Measures:				
	Description	FY12 Act	FY13 Est	FY14 Est
	Increase memberships and attendance	57,100	58,500	59,000
	Develop more hydro fitness & therapeutic programs	5 hrs/wk	6hrs /wk	8 hrs/wk
	Add more lifeguard training and WSI classes	2/yr	2/yr	3/yr
	Add more swimming classes	1 added	2 added	3 added

City of Dover, New Hampshire

General Fund Expenditure Detail Report

Fiscal Year: 2013-2014

Print accounts with zero balance Round to whole dollars Account on new page

From Date: 7/1/2013

To Date: 6/30/2014

Definition: FY14 City Manager Proposed

Account	Description	FY12 Actual	FY13 Adopted Budget	FY14 Department Request	FY14 City Manager Proposed	Dollar Change	Percent Change
1000.1.350.45124.4110.00000.00.000	Indoor Pool - Regular Salarie	\$46,988.35	\$45,279.00	\$45,734.00	\$45,734.00	\$455.00	1.00
	Column: [FY14CityManagerProposed]	Budget	FTE	Position Desc.			
	Description: Arsenault, Michael A	(\$15,244.00)	-0.2500	25% Rec Fund			
	Description: Arsenault, Michael A	\$60,978.00	1.0000	Aquatics Facili			
	Column Total:	\$45,734.00					
1000.1.350.45124.4115.00000.00.000	Indoor Pool-Regular Hourly Ei	\$54,316.07	\$61,334.00	\$62,629.00	\$62,629.00	\$1,295.00	2.11
	Column: [FY14CityManagerProposed]	Budget	FTE	Position Desc.			
	Description: 457 Incentive Pay	\$156.00		457 Incentive			
	Description: Moore, Doris E	\$22,495.00	0.6900	Clerk Typist I			
	Description: Poulin, Edmond J	\$13,470.00	0.4000	Custodian			
	Description: Roberts, James F	\$26,508.00	0.8750	Custodian			
	Column Total:	\$62,629.00					
1000.1.350.45124.4120.00000.00.000	Indoor Pool - Temporary Emp	\$106,280.35	\$106,314.00	\$106,314.00	\$106,314.00	\$0.00	0.00
	Column: [FY14CityManagerProposed]	Budget	FTE	Position Desc.			
	Description: 10 Rec Program Associate III 5,900 HR \$10.58	\$62,422.00					
	Description: 10 Rec Program Specialist II 400 HR \$10.58	\$4,232.00					
	Description: 2 Rec Program Specialist II 200 HR \$13.22	\$2,644.00					
	Description: 3 Rec Program Specialist III 2,800 HR \$13.22	\$37,016.00					
	Column Total:	\$106,314.00					
1000.1.350.45124.4130.00000.00.000	Indoor Pool-Overtime Pay	\$3,520.13	\$1,000.00	\$2,000.00	\$2,000.00	\$1,000.00	100.00
	Column: [FY14CityManagerProposed]	Budget	FTE	Position Desc.			
	Description: Overtime Pay	\$2,000.00					
	Column Total:	\$2,000.00					

City of Dover, New Hampshire

General Fund Expenditure Detail Report

Fiscal Year: 2013-2014

Print accounts with zero balance Round to whole dollars Account on new page

From Date: 7/1/2013

To Date: 6/30/2014

Definition: FY14 City Manager Proposed

Account	Description	FY12 Actual	FY13 Adopted Budget	FY14 Department Request	FY14 City Manager Proposed	Dollar Change	Percent Change
1000.1.350.45124.4170.00000.00.000	Indoor Pool - Longevity Pay	\$1,555.00	\$1,556.00	\$1,556.00	\$1,556.00	\$0.00	0.00
	Column: [FY14CityManagerProposed]	Budget	FTE	Position Desc.			
	Description: 1 @ 15 - 19 years	\$480.00					
	Description: 1 @ 5-9 years	\$400.00					
	Description: 2 @ 10 - 14 years Prorated	\$676.00					
	Column Total:	\$1,556.00					
1000.1.350.45124.4211.00000.00.000	Indoor Pool-Health Insurance	\$22,772.84	\$25,308.00	\$27,029.00	\$26,720.00	\$1,412.00	5.58
	Column: [FY14CityManagerProposed]	Budget	FTE	Position Desc.			
	Description: Medical Premiums to LGC HealthTrust	\$27,029.00					
	Description: z CM Reduction - Savings Actual Rate vs GMR	(\$309.00)					
	Column Total:	\$26,720.00					
1000.1.350.45124.4212.00000.00.000	Indoor Pool-Dental Insurance	\$934.38	\$737.00	\$745.00	\$745.00	\$8.00	1.09
	Column: [FY14CityManagerProposed]	Budget	FTE	Position Desc.			
	Description: Dental Premiums to LGC HealthTrust	\$745.00					
	Column Total:	\$745.00					
1000.1.350.45124.4213.00000.00.000	Indoor Pool-Life Insurance	\$50.58	\$206.00	\$210.00	\$210.00	\$4.00	1.94
	Column: [FY14CityManagerProposed]	Budget	FTE	Position Desc.			
	Description: Life Premiums to LGC HealthTrust	\$210.00					
	Column Total:	\$210.00					
1000.1.350.45124.4220.00000.00.000	Indoor Pool-FICA	\$13,774.30	\$13,359.00	\$13,469.00	\$13,469.00	\$110.00	0.82
	Column: [FY14CityManagerProposed]	Budget	FTE	Position Desc.			
	Description: Cost of FICA - 6.2% of Wages	\$13,469.00					
	Column Total:	\$13,469.00					

City of Dover, New Hampshire

General Fund Expenditure Detail Report

Fiscal Year: 2013-2014

 Print accounts with zero balance
 Round to whole dollars
 Account on new page

From Date: 7/1/2013

To Date: 6/30/2014

Definition: FY14 City Manager Proposed

Account	Description	FY12 Actual	FY13 Adopted Budget	FY14 Department Request	FY14 City Manager Proposed	Dollar Change	Percent Change
1000.1.350.45124.4225.00000.00.000	Indoor Pool-Medicare	\$3,210.10	\$3,125.00	\$3,150.00	\$3,150.00	\$25.00	0.80
	Column: [FY14CityManagerProposed]	Budget	FTE	Position Desc.			
	Description: Cost of Medicare - 1.45% of wages	\$3,150.00					
	Column Total:	\$3,150.00					
1000.1.350.45124.4230.00000.00.000	Indoor Pool-Retirement	\$6,275.82	\$6,878.00	\$8,574.00	\$8,574.00	\$1,696.00	24.66
	Column: [FY14CityManagerProposed]	Budget	FTE	Position Desc.			
	Description: Cost of NH Retirement System payments	\$8,574.00					
	Column Total:	\$8,574.00					
1000.1.350.45124.4240.00000.00.000	Indoor Pool-Staff Developer	\$0.00	\$300.00	\$300.00	\$300.00	\$0.00	0.00
	Column: [FY14CityManagerProposed]	Budget	FTE	Position Desc.			
	Description: Staff Development Programs/Seminars	\$300.00					
	Column Total:	\$300.00					
1000.1.350.45124.4260.00000.00.000	Indoor Pool-Worker's Comp Ir	\$12,915.96	\$12,916.00	\$4,500.00	\$4,500.00	(\$8,416.00)	(65.16)
	Column: [FY14CityManagerProposed]	Budget	FTE	Position Desc.			
	Description: Workers Comp allocation of self insur.	\$4,500.00					
	Column Total:	\$4,500.00					
1000.1.350.45124.4290.00000.00.000	Indoor Pool	\$54.00	\$0.00	\$57.00	\$57.00	\$57.00	0.00
	Column: [FY14CityManagerProposed]	Budget	FTE	Position Desc.			
	Description: Admin Fees - Flexible Spending Accts	\$57.00					
	Column Total:	\$57.00					
Budg_Cat: Personal Services - 100		\$272,647.88	\$278,312.00	\$276,267.00	\$275,958.00	(\$2,354.00)	(0.85)

City of Dover, New Hampshire

General Fund Expenditure Detail Report

Fiscal Year: 2013-2014

Print accounts with zero balance Round to whole dollars Account on new page

From Date: 7/1/2013

To Date: 6/30/2014

Definition: FY14 City Manager Proposed

Account	Description	FY12 Actual	FY13 Adopted Budget	FY14 Department Request	FY14 City Manager Proposed	Dollar Change	Percent Change
1000.1.350.45124.4311.00000.00.000	Indoor Pool-Administrative Se	\$0.00	\$300.00	\$300.00	\$300.00	\$0.00	0.00
	Column: [FY14CityManagerProposed]	Budget	FTE	Position Desc.			
	Description: Work Study	\$300.00					
	Column Total:	\$300.00					
1000.1.350.45124.4336.00000.00.000	Indoor Pool-Medical Services	\$505.00	\$1,368.00	\$1,368.00	\$1,368.00	\$0.00	0.00
	Column: [FY14CityManagerProposed]	Budget	FTE	Position Desc.			
	Description: New employee physicals & drug test 12 @ \$114 ea	\$1,368.00					
	Column Total:	\$1,368.00					
1000.1.350.45124.4411.00000.00.000	Indoor Pool-Water And Sewer	\$12,889.90	\$9,193.00	\$13,000.00	\$13,000.00	\$3,807.00	41.41
	Column: [FY14CityManagerProposed]	Budget	FTE	Position Desc.			
	Description: Energy Savings Estimate FY14	(\$2,307.00)					
	Description: Sewer usage 1,462 hcf	\$8,450.00					
	Description: Water consumption 1,573 hcf	\$6,857.00					
	Column Total:	\$13,000.00					
1000.1.350.45124.4431.00000.00.000	Indoor Pool - Maint Chrgs - Bu	\$2,288.43	\$3,000.00	\$3,000.00	\$3,000.00	\$0.00	0.00
	Column: [FY14CityManagerProposed]	Budget	FTE	Position Desc.			
	Description: Building Facility Maintenance	\$3,000.00					
	Column Total:	\$3,000.00					
1000.1.350.45124.4433.00000.00.000	Indoor Pool-Maint Chrgs - Equ	\$1,445.00	\$3,520.00	\$3,520.00	\$3,520.00	\$0.00	0.00
	Column: [FY14CityManagerProposed]	Budget	FTE	Position Desc.			
	Description: Filter Service	\$720.00					
	Description: Motor & heating system repair	\$2,200.00					
	Description: Pool vacuum repair	\$600.00					
	Column Total:	\$3,520.00					

City of Dover, New Hampshire

General Fund Expenditure Detail Report

Fiscal Year: 2013-2014

 Print accounts with zero balance
 Round to whole dollars
 Account on new page

From Date: 7/1/2013

To Date: 6/30/2014

Definition: FY14 City Manager Proposed

Account	Description	FY12 Actual	FY13 Adopted Budget	FY14 Department Request	FY14 City Manager Proposed	Dollar Change	Percent Change
1000.1.350.45124.4435.00000.00.000	Indoor Pool - Maint Chrgs - OI	\$1,982.32	\$1,849.00	\$2,352.00	\$2,352.00	\$503.00	27.20
	Column: [FY14CityManagerProposed]	Budget	FTE	Position Desc.			
	Description: Division Share of DoverNet PC Replacement	\$503.00					
	Description: Division share of DoverNet support	\$1,149.00					
	Description: Service Contract-Rec Software	\$700.00					
	Column Total:	\$2,352.00					
1000.1.350.45124.4443.00000.00.000	Indoor Pool - Rental of Equipm	\$600.00	\$750.00	\$750.00	\$750.00	\$0.00	0.00
	Column: [FY14CityManagerProposed]	Budget	FTE	Position Desc.			
	Description: Photo Copier	\$750.00					
	Column Total:	\$750.00					
1000.1.350.45124.4521.00000.00.000	Indoor Pool-Property Insuranc	\$2,264.39	\$2,370.00	\$2,370.00	\$2,370.00	\$0.00	0.00
	Column: [FY14CityManagerProposed]	Budget	FTE	Position Desc.			
	Description: Cost of LGC Property Insur	\$2,370.00					
	Column Total:	\$2,370.00					
1000.1.350.45124.4524.00000.00.000	Indoor Pool-Public Liab Insura	\$3,592.20	\$3,592.00	\$3,592.00	\$3,592.00	\$0.00	0.00
	Column: [FY14CityManagerProposed]	Budget	FTE	Position Desc.			
	Description: Cost of LGC Public Liability Insur	\$3,592.00					
	Column Total:	\$3,592.00					
1000.1.350.45124.4531.00000.00.000	Telecommunications	\$4,616.73	\$3,000.00	\$3,000.00	\$3,000.00	\$0.00	0.00
	Column: [FY14CityManagerProposed]	Budget	FTE	Position Desc.			
	Description: Services/equipment for voice, fax, data, wireless	\$3,000.00					
	Column Total:	\$3,000.00					

City of Dover, New Hampshire

General Fund Expenditure Detail Report

Fiscal Year: 2013-2014

Print accounts with zero balance Round to whole dollars Account on new page

From Date: 7/1/2013

To Date: 6/30/2014

Definition: FY14 City Manager Proposed

Account	Description	FY12 Actual	FY13 Adopted Budget	FY14 Department Request	FY14 City Manager Proposed	Dollar Change	Percent Change
1000.1.350.45124.4540.00000.00.000	Indoor Pool-Advertising	\$0.00	\$300.00	\$300.00	\$300.00	\$0.00	0.00
	Column: [FY14CityManagerProposed]	Budget	FTE	Position Desc.			
	Description: Newspaper Ads	\$300.00					
	Column Total:	\$300.00					
1000.1.350.45124.4550.00000.00.000	Indoor Pool - Printing & Bindir	\$0.00	\$500.00	\$500.00	\$500.00	\$0.00	0.00
	Column: [FY14CityManagerProposed]	Budget	FTE	Position Desc.			
	Description: Printing & Binding	\$500.00					
	Column Total:	\$500.00					
Budg_Cat: Purchased Services - 300		\$30,183.97	\$29,742.00	\$34,052.00	\$34,052.00	\$4,310.00	14.49
1000.1.350.45124.4611.00000.00.000	Indoor Pool-Office Supplies	\$1,657.67	\$1,500.00	\$1,500.00	\$1,500.00	\$0.00	0.00
	Column: [FY14CityManagerProposed]	Budget	FTE	Position Desc.			
	Description: Copier, computer and office supplies	\$1,500.00					
	Column Total:	\$1,500.00					
1000.1.350.45124.4612.00000.00.000	Indoor Pool-Operating Supplie	\$6,570.12	\$12,000.00	\$12,000.00	\$9,000.00	(\$3,000.00)	(25.00)
	Column: [FY14CityManagerProposed]	Budget	FTE	Position Desc.			
	Description: Chemicals	\$9,000.00					
	Description: Paper products, soap, cleaning, etc	\$3,000.00					
	Description: z CM General Reduction	(\$3,000.00)					
	Column Total:	\$9,000.00					
1000.1.350.45124.4615.00000.00.000	Indoor Pool-Clothing & Uniforr	\$906.02	\$1,800.00	\$1,800.00	\$1,800.00	\$0.00	0.00
	Column: [FY14CityManagerProposed]	Budget	FTE	Position Desc.			
	Description: Lifeguard clothing	\$1,450.00					
	Description: Rubber gloves, eye protection	\$100.00					
	Description: Supervisor clothing	\$250.00					
	Column Total:	\$1,800.00					

City of Dover, New Hampshire

General Fund Expenditure Detail Report

Fiscal Year: 2013-2014

Print accounts with zero balance Round to whole dollars Account on new page

From Date: 7/1/2013

To Date: 6/30/2014

Definition: FY14 City Manager Proposed

Account	Description	FY12 Actual	FY13 Adopted Budget	FY14 Department Request	FY14 City Manager Proposed	Dollar Change	Percent Change
1000.1.350.45124.4619.00000.00.000	Indoor Pool-Supplies for Resa	\$1,008.68	\$500.00	\$500.00	\$500.00	\$0.00	0.00
	Column: [FY14CityManagerProposed]	Budget	FTE	Position Desc.			
	Description: Supplies purchased for resale	\$500.00					
	Column Total:	\$500.00					
1000.1.350.45124.4621.00000.00.000	Indoor Pool - Natural Gas	\$46,799.71	\$42,000.00	\$48,000.00	\$48,000.00	\$6,000.00	14.29
	Column: [FY14CityManagerProposed]	Budget	FTE	Position Desc.			
	Description: Energy Savings Estimate FY14	(\$14,185.00)					
	Description: Natural gas charges 44,647 therms	\$62,185.00					
	Column Total:	\$48,000.00					
1000.1.350.45124.4622.00000.00.000	Indoor Pool-Electricity	\$44,270.71	\$48,000.00	\$48,000.00	\$48,000.00	\$0.00	0.00
	Column: [FY14CityManagerProposed]	Budget	FTE	Position Desc.			
	Description: Electrical service 377,065 KWH	\$60,845.00					
	Description: Energy Savings Estimate FY14	(\$12,845.00)					
	Column Total:	\$48,000.00					
1000.1.350.45124.4635.00000.00.000	Indoor Pool - Medicinal Suppli	\$432.00	\$750.00	\$750.00	\$750.00	\$0.00	0.00
	Column: [FY14CityManagerProposed]	Budget	FTE	Position Desc.			
	Description: First Aid Supplies	\$750.00					
	Column Total:	\$750.00					
1000.1.350.45124.4640.00000.00.000	Indoor Pool-Books & Publicati	\$0.00	\$300.00	\$300.00	\$300.00	\$0.00	0.00
	Column: [FY14CityManagerProposed]	Budget	FTE	Position Desc.			
	Description: Training manuals & prof. publications	\$300.00					
	Column Total:	\$300.00					
1000.1.350.45124.4651.00000.00.000	Indoor Pool - Maint Supplies -	\$1,848.34	\$4,000.00	\$4,000.00	\$4,000.00	\$0.00	0.00
	Column: [FY14CityManagerProposed]	Budget	FTE	Position Desc.			
	Description: Replacement parts, fixtures	\$4,000.00					
	Column Total:	\$4,000.00					

City of Dover, New Hampshire

General Fund Expenditure Detail Report

Fiscal Year: 2013-2014

Print accounts with zero balance Round to whole dollars Account on new page

From Date: 7/1/2013

To Date: 6/30/2014

Definition: FY14 City Manager Proposed

Account	Description	FY12 Actual	FY13 Adopted Budget	FY14 Department Request	FY14 City Manager Proposed	Dollar Change	Percent Change
1000.1.350.45124.4652.00000.00.000	Indoor Pool-Maint Supplies - I	\$0.00	\$200.00	\$200.00	\$200.00	\$0.00	0.00
	Column: [FY14CityManagerProposed]	Budget	FTE	Position Desc.			
	Description: Deck Equipment	\$200.00					
	Column Total:	\$200.00					
1000.1.350.45124.4653.00000.00.000	Indoor Pool-Maint Supplies - E	\$1,512.84	\$2,500.00	\$2,500.00	\$2,500.00	\$0.00	0.00
	Column: [FY14CityManagerProposed]	Budget	FTE	Position Desc.			
	Description: Chlorinator parts	\$250.00					
	Description: Dehumidifier filters	\$500.00					
	Description: Exercise equipment repairs	\$250.00					
	Description: Pool vacuum repairs	\$800.00					
	Description: Sauna repairs	\$450.00					
	Description: Shower repairs	\$250.00					
	Column Total:	\$2,500.00					
1000.1.350.45124.4681.00000.00.000	Indoor Pool - Minor Equip Furn	\$774.42	\$600.00	\$1,800.00	\$1,800.00	\$1,200.00	200.00
	Column: [FY14CityManagerProposed]	Budget	FTE	Position Desc.			
	Description: Misc Tools for Indoor Pool repair	\$600.00					
	Description: Pool Vacuum	\$1,200.00					
	Column Total:	\$1,800.00					
Budg_Cat: Supplies - 600		\$105,780.51	\$114,150.00	\$121,350.00	\$118,350.00	\$4,200.00	3.68
1000.1.350.45124.4741.00000.00.000	Indoor Pool-Machinery & Equi	\$0.00	\$4,000.00	\$4,000.00	\$2,000.00	(\$2,000.00)	(50.00)
	Column: [FY14CityManagerProposed]	Budget	FTE	Position Desc.			
	Description: Handicap Access	\$4,000.00					
	Description: z CM General Reduction	(\$2,000.00)					
	Column Total:	\$2,000.00					
Budg_Cat: Capital Outlay - 700		\$0.00	\$4,000.00	\$4,000.00	\$2,000.00	(\$2,000.00)	(50.00)

City of Dover, New Hampshire

General Fund Expenditure Detail Report

Fiscal Year: 2013-2014

 Print accounts with zero balance
 Round to whole dollars
 Account on new page

From Date: 7/1/2013

To Date: 6/30/2014

Definition: FY14 City Manager Proposed

Account	Description	FY12 Actual	FY13 Adopted Budget	FY14 Department Request	FY14 City Manager Proposed	Dollar Change	Percent Change
1000.1.350.45124.4810.00000.00.000.	Indoor Pool-Membership Due:	\$178.00	\$210.00	\$210.00	\$210.00	\$0.00	0.00
	Column: [FY14CityManagerProposed]	Budget	FTE	Position Desc.			
	Description: NH Parks and Rec.	\$120.00					
	Description: NRPA Dues	\$90.00					
	Column Total:	\$210.00					
Budg_Cat: Other Expenses - 800		\$178.00	\$210.00	\$210.00	\$210.00	\$0.00	0.00
Func: Indoor Pool - 45124		\$408,790.36	\$426,414.00	\$435,879.00	\$430,570.00	\$4,156.00	0.97

RECREATION

Division: Jenny Thompson Pool

Function 1000-45125

Mission Statement:

Provide a safe, sanitary and affordable outdoor swimming facility for the purpose of offering the public a recreation and competitive outdoor aquatic experience.

Major Services/Responsibilities:

- Ensure the safety of patrons
- Provide public swimming to all ages
- Maintain a clean and sanitary facility
- Landscape and groom the grounds
- Plan, organize and conduct special events
- Coordinate programs with other divisions
- Work to improve parking in conjunction with Arena programs

Key Fiscal Year Objectives:

- Respond to the customer's needs
- Continue to provide a safe and sanitary facility
- Promote and market the facility aggressively
- Increase number of users
- Increase special events
- Develop creative programs and fundraising events
- Continue to improve the Bath House
- Tie in special events with community publicity opportunities
- Continue work with Pool Committee to enhance revenues

Performance Measures:

Description	FY12 Act	FY13 Est	FY14 Est
Increase attendance	21,500	22,000	22,500
Coordinate swim meets with other events	4	5	5

City of Dover, New Hampshire

General Fund Expenditure Detail Report

Fiscal Year: 2013-2014

Print accounts with zero balance Round to whole dollars Account on new page

From Date: 7/1/2013

To Date: 6/30/2014

Definition: FY14 City Manager Proposed

Account	Description	FY12 Actual	FY13 Adopted Budget	FY14 Department Request	FY14 City Manager Proposed	Dollar Change	Percent Change
1000.1.350.45125.4230.00000.00.000	Thompson Pool-Retirement	(\$206.06)	\$0.00	\$0.00	\$0.00	\$0.00	0.00
	Column: [FY14CityManagerProposed]	Budget	FTE	Position Desc.			
	Description: Thompson Pool-Retirement	\$0.00					
	Column Total:	\$0.00					
1000.1.350.45125.4260.00000.00.000	Thompson Pool-Worker's Con	\$699.96	\$700.00	\$1,628.00	\$1,628.00	\$928.00	132.57
	Column: [FY14CityManagerProposed]	Budget	FTE	Position Desc.			
	Description: Workers Comp allocation of self insur.	\$1,628.00					
	Column Total:	\$1,628.00					
Budg_Cat: Personal Services - 100		\$47,625.84	\$51,725.00	\$52,653.00	\$52,653.00	\$928.00	1.79
1000.1.350.45125.4336.00000.00.000	Thompson Pool - Medical Ser	\$0.00	\$114.00	\$114.00	\$114.00	\$0.00	0.00
	Column: [FY14CityManagerProposed]	Budget	FTE	Position Desc.			
	Description: New Employee Exams 1 @ \$114 ea	\$114.00					
	Column Total:	\$114.00					
1000.1.350.45125.4411.00000.00.000	Thompson Pool-Water And Se	\$932.91	\$10,349.00	\$10,349.00	\$10,349.00	\$0.00	0.00
	Column: [FY14CityManagerProposed]	Budget	FTE	Position Desc.			
	Description: Sewer usage 1,960 hcf	\$6,272.00					
	Description: Water consumption 1,960 hcf	\$5,585.00					
	Description: zEnergy Savings Estimate FY14	(\$1,508.00)					
	Column Total:	\$10,349.00					
1000.1.350.45125.4431.00000.00.000	Thompson Pool - Maint Chrgs	\$600.00	\$0.00	\$1,000.00	\$1,000.00	\$1,000.00	0.00
	Column: [FY14CityManagerProposed]	Budget	FTE	Position Desc.			
	Description: Thompson Pool - Maint Chrgs - Buildings	\$1,000.00					
	Column Total:	\$1,000.00					

City of Dover, New Hampshire

General Fund Expenditure Detail Report

Fiscal Year: 2013-2014

Print accounts with zero balance Round to whole dollars Account on new page

From Date: 7/1/2013

To Date: 6/30/2014

Definition: FY14 City Manager Proposed

Account	Description	FY12 Actual	FY13 Adopted Budget	FY14 Department Request	FY14 City Manager Proposed	Dollar Change	Percent Change
1000.1.350.45125.4433.00000.00.000	Thompson Pool-Maint Chrgs -	\$1,149.00	\$3,820.00	\$3,820.00	\$3,820.00	\$0.00	0.00
	Column: [FY14CityManagerProposed]	Budget	FTE	Position Desc.			
	Description: Alarm, motor & pool rep.	\$1,700.00					
	Description: Filter Service	\$720.00					
	Description: Pool cleaning supplies and parts	\$1,000.00					
	Description: Service Contract-Rec Software	\$400.00					
	Column Total:	\$3,820.00					
1000.1.350.45125.4443.00000.00.000	Thompson Pool - Rental of Ec	\$627.73	\$500.00	\$500.00	\$500.00	\$0.00	0.00
	Column: [FY14CityManagerProposed]	Budget	FTE	Position Desc.			
	Description: Toilets	\$500.00					
	Column Total:	\$500.00					
1000.1.350.45125.4521.00000.00.000	Thompson Pool-Property Insu	\$1,450.97	\$1,514.00	\$1,479.00	\$1,479.00	(\$35.00)	(2.31)
	Column: [FY14CityManagerProposed]	Budget	FTE	Position Desc.			
	Description: Cost of LGC Property Insur	\$1,479.00					
	Column Total:	\$1,479.00					
1000.1.350.45125.4524.00000.00.000	Thompson Pool-Public Liab In	\$1,569.09	\$1,569.00	\$1,569.00	\$1,569.00	\$0.00	0.00
	Column: [FY14CityManagerProposed]	Budget	FTE	Position Desc.			
	Description: Cost of LGC Public Liability Insur	\$1,569.00					
	Column Total:	\$1,569.00					
1000.1.350.45125.4531.00000.00.000	Telecommunications	\$1,790.85	\$2,000.00	\$2,000.00	\$2,000.00	\$0.00	0.00
	Column: [FY14CityManagerProposed]	Budget	FTE	Position Desc.			
	Description: Services/equipment for voice, fax, data, wireless	\$2,000.00					
	Column Total:	\$2,000.00					

City of Dover, New Hampshire

General Fund Expenditure Detail Report

Fiscal Year: 2013-2014

Print accounts with zero balance Round to whole dollars Account on new page

From Date: 7/1/2013

To Date: 6/30/2014

Definition: FY14 City Manager Proposed

Account	Description	FY12 Actual	FY13 Adopted Budget	FY14 Department Request	FY14 City Manager Proposed	Dollar Change	Percent Change
1000.1.350.45125.4120.00000.00.000	Thompson Pool - Temporary I	\$43,430.73	\$47,212.00	\$47,212.00	\$47,212.00	\$0.00	0.00
	Column: [FY14CityManagerProposed]	Budget	FTE	Position Desc.			
	Description: 1 Seasonal Maint Worker, SPT 480 HR @ \$10.87	\$5,218.00					
	Description: 12 Rec Program Assoc III, SPT 2159 HR @ \$10.36	\$22,368.00					
	Description: 2 Rec Program Associate I, SPT 700 HR @ \$9.40	\$6,580.00					
	Description: 2 Rec Program Specialist III, SPT 760 HR @ \$13.22	\$10,048.00					
	Description: 4 Rec Program Specialist II, SPT 250 HR @ \$11.99	\$2,998.00					
	Column Total:	\$47,212.00					
1000.1.350.45125.4130.00000.00.000	Thompson Pool-Overtime Pay	\$326.11	\$200.00	\$200.00	\$200.00	\$0.00	0.00
	Column: [FY14CityManagerProposed]	Budget	FTE	Position Desc.			
	Description: Overtime pay as necessary	\$200.00					
	Column Total:	\$200.00					
1000.1.350.45125.4220.00000.00.000	Thompson Pool-FICA	\$2,740.68	\$2,928.00	\$2,928.00	\$2,928.00	\$0.00	0.00
	Column: [FY14CityManagerProposed]	Budget	FTE	Position Desc.			
	Description: Cost of FICA - 6.20% of Wages	\$2,928.00					
	Column Total:	\$2,928.00					
1000.1.350.45125.4225.00000.00.000	Thompson Pool-Medicare	\$634.42	\$685.00	\$685.00	\$685.00	\$0.00	0.00
	Column: [FY14CityManagerProposed]	Budget	FTE	Position Desc.			
	Description: Cost of Medicare - 1.45% of wages	\$685.00					
	Column Total:	\$685.00					

City of Dover, New Hampshire

General Fund Expenditure Detail Report

Fiscal Year: 2013-2014

Print accounts with zero balance Round to whole dollars Account on new page

From Date: 7/1/2013

To Date: 6/30/2014

Definition: FY14 City Manager Proposed

Account	Description	FY12 Actual	FY13 Adopted Budget	FY14 Department Request	FY14 City Manager Proposed	Dollar Change	Percent Change
1000.1.350.45125.4550.00000.00.000	Thompson Pool-Printing & Bir	\$0.00	\$100.00	\$100.00	\$100.00	\$0.00	0.00
	Column: [FY14CityManagerProposed]	Budget	FTE	Position Desc.			
	Description: Printing & Binding	\$100.00					
	Column Total:	\$100.00					
Budg_Cat: Purchased Services - 300		\$8,120.55	\$19,966.00	\$20,931.00	\$20,931.00	\$965.00	4.83
1000.1.350.45125.4611.00000.00.000	Thompson Pool-Office Supplie	\$272.11	\$200.00	\$200.00	\$200.00	\$0.00	0.00
	Column: [FY14CityManagerProposed]	Budget	FTE	Position Desc.			
	Description: Copier, computer and office supplies	\$200.00					
	Column Total:	\$200.00					
1000.1.350.45125.4612.00000.00.000	Thompson Pool-Operating Su	\$22,200.59	\$14,275.00	\$14,275.00	\$14,275.00	\$0.00	0.00
	Column: [FY14CityManagerProposed]	Budget	FTE	Position Desc.			
	Description: Chemicals	\$9,000.00					
	Description: Cleaning supplies	\$500.00					
	Description: First aid supplies	\$130.00					
	Description: Paper products	\$750.00					
	Description: Paper products, soap, cleaning supplies	\$2,500.00					
	Description: Program supplies	\$1,395.00					
	Column Total:	\$14,275.00					
1000.1.350.45125.4615.00000.00.000	Thompson Pool-Clothing & Ur	\$404.40	\$1,000.00	\$1,000.00	\$1,000.00	\$0.00	0.00
	Column: [FY14CityManagerProposed]	Budget	FTE	Position Desc.			
	Description: Lifeguard uniforms & maint. safety	\$1,000.00					
	Column Total:	\$1,000.00					

City of Dover, New Hampshire

General Fund Expenditure Detail Report

Fiscal Year: 2013-2014

 Print accounts with zero balance
 Round to whole dollars
 Account on new page

From Date: 7/1/2013

To Date: 6/30/2014

Definition: FY14 City Manager Proposed

Account	Description	FY12 Actual	FY13 Adopted Budget	FY14 Department Request	FY14 City Manager Proposed	Dollar Change	Percent Change
1000.1.350.45125.4621.00000.00.000.	Thompson Pool - Natural Gas	\$13,017.17	\$14,000.00	\$14,000.00	\$14,000.00	\$0.00	0.00
	Column: [FY14CityManagerProposed]	Budget	FTE	Position Desc.			
	Description: Pool and Domestic Water Heating 13,720 Therms	\$14,000.00					
	Column Total:	\$14,000.00					
1000.1.350.45125.4622.00000.00.000.	Thompson Pool-Electricity	\$9,128.21	\$10,500.00	\$10,500.00	\$10,500.00	\$0.00	0.00
	Column: [FY14CityManagerProposed]	Budget	FTE	Position Desc.			
	Description: Electrical service 82,731 KWH	\$10,500.00					
	Column Total:	\$10,500.00					
1000.1.350.45125.4635.00000.00.000.	Thompson Pool - Medicinal St	\$165.40	\$200.00	\$200.00	\$200.00	\$0.00	0.00
	Column: [FY14CityManagerProposed]	Budget	FTE	Position Desc.			
	Description: First aid supplies	\$200.00					
	Column Total:	\$200.00					
1000.1.350.45125.4651.00000.00.000.	Thompson Pool - Maint Suppl	\$2,446.73	\$2,000.00	\$2,000.00	\$2,000.00	\$0.00	0.00
	Column: [FY14CityManagerProposed]	Budget	FTE	Position Desc.			
	Description: Replacement parts,fixtures	\$2,000.00					
	Column Total:	\$2,000.00					
1000.1.350.45125.4652.00000.00.000.	Thompson Pool-Maint Supplie	\$3,541.09	\$3,150.00	\$3,150.00	\$3,150.00	\$0.00	0.00
	Column: [FY14CityManagerProposed]	Budget	FTE	Position Desc.			
	Description: Filter supplies	\$3,000.00					
	Description: Gardening supplies	\$150.00					
	Column Total:	\$3,150.00					

City of Dover, New Hampshire

General Fund Expenditure Detail Report

Fiscal Year: 2013-2014

Print accounts with zero balance Round to whole dollars Account on new page

From Date: 7/1/2013

To Date: 6/30/2014

Definition: FY14 City Manager Proposed

Account	Description	FY12 Actual	FY13 Adopted Budget	FY14 Department Request	FY14 City Manager Proposed	Dollar Change	Percent Change
1000.1.350.45125.4653.00000.00.000	Thompson Pool-Maint Supplie	\$2,839.97	\$2,400.00	\$2,400.00	\$2,400.00	\$0.00	0.00
	Column: [FY14CityManagerProposed]	Budget	FTE	Position Desc.			
	Description: Chlorinator parts	\$150.00					
	Description: Diving stand, board repairs	\$1,450.00					
	Description: Pool vacuum replacement parts	\$800.00					
	Column Total:	\$2,400.00					
1000.1.350.45125.4681.00000.00.000	Thompson Pool-Minor Equipm	\$0.00	\$1,100.00	\$1,100.00	\$1,100.00	\$0.00	0.00
	Column: [FY14CityManagerProposed]	Budget	FTE	Position Desc.			
	Description: Misc Tools for pool repairs	\$300.00					
	Description: Pool cleaning, landscaping, shop tools	\$800.00					
	Column Total:	\$1,100.00					
Budg_Cat: Supplies - 600		\$54,015.67	\$48,825.00	\$48,825.00	\$48,825.00	\$0.00	0.00
1000.1.350.45125.4741.00000.00.000	Thompson Pool-Machinery &	\$0.00	\$5,000.00	\$4,000.00	\$2,000.00	(\$3,000.00)	(60.00)
	Column: [FY14CityManagerProposed]	Budget	FTE	Position Desc.			
	Description: Handicap Lift	\$4,000.00					
	Description: z CM General Reduction	(\$2,000.00)					
	Column Total:	\$2,000.00					
Budg_Cat: Capital Outlay - 700		\$0.00	\$5,000.00	\$4,000.00	\$2,000.00	(\$3,000.00)	(60.00)
Func: Thompson Pool - 45125		\$109,762.06	\$125,516.00	\$126,409.00	\$124,409.00	(\$1,107.00)	(0.88)

This page intentionally left blank.

RECREATION

Division: Ice Arena

Function 1000-45149

Mission Statement:

To properly maintain and operate the City's Ice Arena facility efficiently, in a self-supporting manner while providing a variety of ice skating opportunities to the entire community. Maximum facility use during both the skating and non-skating seasons, maintain sufficient revenues to cover the operating expenses while still providing affordable activities for all our patrons.

Major Services/Responsibilities:

- Scheduling of ice rental times for Arena groups and programs
- Provide ice skating lesson programs
- Provide public skating and stick practice
- Administer recreational hockey league
- Operate/maintain refrigeration system and facility
- Departmental budget preparation and control

Key Fiscal Year Objectives:

- Continue to maintain and upgrade the facility
- Market facility and advertise non-ice programs
- Improve and expand the Summer Skating Program
- Monitor expenses/revenues and continue to evaluate the energy upgrades and its cost/benefits.
- Expand and improve the Learn-to-Skate Programs
- Work on air conditioning plans for the Foster Rink to expand off ice activities
- Develop long term program options with Leach Brothers Fitness Center

Performance Measures:

Description	FY12	FY13	FY14
Continue growth in public skating	11,000	11,150	12,500
Expand Arena program attendance (skating lessons)	4,200	4,454	4,750
Develop new ice and off-ice programs	4	5	5

City of Dover, New Hampshire

General Fund Expenditure Detail Report

Fiscal Year: 2013-2014

Print accounts with zero balance Round to whole dollars Account on new page

From Date: 7/1/2013

To Date: 6/30/2014

Definition: FY14 City Manager Proposed

Account	Description	FY12 Actual	FY13 Adopted Budget	FY14 Department Request	FY14 City Manager Proposed	Dollar Change	Percent Change
1000.1.350.45149.4110.00000.00.000	Arena -Regular Salaried Empl	\$99,492.18	\$100,599.00	\$102,869.00	\$102,869.00	\$2,270.00	2.26
	Column: [FY14CityManagerProposed]	Budget	FTE	Position Desc.			
	Description: McNulty, Patrick K	(\$16,359.00)	-0.2500	25% Rec Fund			
	Description: McNulty, Patrick K	\$65,435.00	1.0000	Arena Facility			
	Description: Pasquale, Raymond A	\$53,793.00	1.0000	Arena Program-M			
	Column Total:	\$102,869.00					
1000.1.350.45149.4115.00000.00.000	Arena - Regular Hourly Empl	\$83,711.75	\$86,374.00	\$86,785.00	\$86,785.00	\$411.00	0.48
	Column: [FY14CityManagerProposed]	Budget	FTE	Position Desc.			
	Description: Berry, Lisa M	\$42,105.00	1.0000	Secretary I			
	Description: Riordan, Barry	\$44,680.00	1.0000	Maintenance Spe			
	Column Total:	\$86,785.00					
1000.1.350.45149.4120.00000.00.000	Arena - Temporary Employee:	\$173,198.82	\$165,980.00	\$165,980.00	\$165,980.00	\$0.00	0.00
	Column: [FY14CityManagerProposed]	Budget	FTE	Position Desc.			
	Description: 1 Rec Program Specialist IV 300 HR @ \$15.00	\$4,500.00					
	Description: 1 Rec Program Specialist IV 400 HR @ \$30.00	\$12,000.00					
	Description: 3 Rec Program Associate I 3,016 HR @ \$9.40	\$28,350.00					
	Description: 3 Rec Program Specialist IV 490 HR @ \$30.00	\$14,700.00					
	Description: 5 Rec Program Associate I 2,610 HR @ \$9.40	\$24,534.00					
	Description: 5 Rec Program Associate I 450 HR @ \$9.40	\$4,230.00					
	Description: 6 Seasonal Maint Worker II 7,145 HR @ \$10.87	\$77,666.00					
	Column Total:	\$165,980.00					

City of Dover, New Hampshire

General Fund Expenditure Detail Report

Fiscal Year: 2013-2014

Print accounts with zero balance Round to whole dollars Account on new page

From Date: 7/1/2013

To Date: 6/30/2014

Definition: FY14 City Manager Proposed

Account	Description	FY12 Actual	FY13 Adopted Budget	FY14 Department Request	FY14 City Manager Proposed	Dollar Change	Percent Change
1000.1.350.45149.4130.00000.00.000	Arena-Overtime Pay	\$3,358.70	\$7,000.00	\$7,000.00	\$5,000.00	(\$2,000.00)	(28.57)
	Column: [FY14CityManagerProposed]	Budget	FTE	Position Desc.			
	Description: OT for callbacks, emergencies, shift cov	\$7,000.00					
	Description: z CM General Reduction	(\$2,000.00)					
	Column Total:	\$5,000.00					
1000.1.350.45149.4170.00000.00.000	Arena-Longevity Pay	\$2,400.00	\$3,200.00	\$3,600.00	\$3,600.00	\$400.00	12.50
	Column: [FY14CityManagerProposed]	Budget	FTE	Position Desc.			
	Description: 1 @ 30 -35 years	\$1,600.00					
	Description: 1@ 5-9 years	\$400.00					
	Description: 2 @ 10 - 14 years	\$1,600.00					
	Column Total:	\$3,600.00					
1000.1.350.45149.4211.00000.00.000	Arena-Health Insurance	\$71,826.50	\$76,017.00	\$79,631.00	\$78,719.00	\$2,702.00	3.55
	Column: [FY14CityManagerProposed]	Budget	FTE	Position Desc.			
	Description: Medical Premiums to LGC HealthTrust	\$79,631.00					
	Description: z CM Reduction - Savings Actual Rate vs GMR	(\$912.00)					
	Column Total:	\$78,719.00					
1000.1.350.45149.4212.00000.00.000	Arena-Dental Insurance	\$3,504.18	\$2,768.00	\$2,768.00	\$2,768.00	\$0.00	0.00
	Column: [FY14CityManagerProposed]	Budget	FTE	Position Desc.			
	Description: Dental Premiums to LGC HealthTrust	\$2,768.00					
	Column Total:	\$2,768.00					
1000.1.350.45149.4213.00000.00.000	Arena-Life Insurance	\$392.94	\$457.00	\$457.00	\$457.00	\$0.00	0.00
	Column: [FY14CityManagerProposed]	Budget	FTE	Position Desc.			
	Description: Life Premiums to LGC HealthTrust	\$457.00					
	Column Total:	\$457.00					

City of Dover, New Hampshire

General Fund Expenditure Detail Report

Fiscal Year: 2013-2014

Print accounts with zero balance Round to whole dollars Account on new page

From Date: 7/1/2013

To Date: 6/30/2014

Definition: FY14 City Manager Proposed

Account	Description	FY12 Actual	FY13 Adopted Budget	FY14 Department Request	FY14 City Manager Proposed	Dollar Change	Percent Change
1000.1.350.45149.4220.00000.00.000	Arena-FICA	\$21,354.95	\$21,443.00	\$21,443.00	\$21,443.00	\$0.00	0.00
	Column: [FY14CityManagerProposed]	Budget	FTE	Position Desc.			
	Description: Cost of FICA - 6.2% of Wages	\$21,443.00					
	Column Total:	\$21,443.00					
1000.1.350.45149.4225.00000.00.000	Arena-Medicare	\$4,970.50	\$5,016.00	\$5,016.00	\$5,016.00	\$0.00	0.00
	Column: [FY14CityManagerProposed]	Budget	FTE	Position Desc.			
	Description: Cost of Medicare - 1.45% of wages	\$5,016.00					
	Column Total:	\$5,016.00					
1000.1.350.45149.4230.00000.00.000	Arena-Retirement	\$16,608.42	\$17,713.00	\$21,433.00	\$21,433.00	\$3,720.00	21.00
	Column: [FY14CityManagerProposed]	Budget	FTE	Position Desc.			
	Description: Cost of NH Retirement System payments	\$21,433.00					
	Column Total:	\$21,433.00					
1000.1.350.45149.4240.00000.00.000	Arena -Staff Development	\$300.00	\$1,500.00	\$1,500.00	\$1,500.00	\$0.00	0.00
	Column: [FY14CityManagerProposed]	Budget	FTE	Position Desc.			
	Description: Arena Management Conferences	\$1,500.00					
	Column Total:	\$1,500.00					
1000.1.350.45149.4260.00000.00.000	Arena -Workers Comp Insurarr	\$2,154.96	\$2,155.00	\$11,964.00	\$11,964.00	\$9,809.00	455.17
	Column: [FY14CityManagerProposed]	Budget	FTE	Position Desc.			
	Description: Workers Comp allocation of self insur.	\$11,964.00					
	Column Total:	\$11,964.00					
Budg_Cat: Personal Services - 100		\$483,273.90	\$490,222.00	\$510,446.00	\$507,534.00	\$17,312.00	3.53

City of Dover, New Hampshire

General Fund Expenditure Detail Report

Fiscal Year: 2013-2014

Print accounts with zero balance Round to whole dollars Account on new page

From Date: 7/1/2013

To Date: 6/30/2014

Definition: FY14 City Manager Proposed

Account	Description	FY12 Actual	FY13 Adopted Budget	FY14 Department Request	FY14 City Manager Proposed	Dollar Change	Percent Change
1000.1.350.45149.4336.00000.00.000	Arena -Medical Services	\$1,354.00	\$2,280.00	\$2,280.00	\$2,280.00	\$0.00	0.00
	Column: [FY14CityManagerProposed]	Budget	FTE	Position Desc.			
	Description: New employee physicals 20 @ \$114 ea	\$2,280.00					
	Column Total:	\$2,280.00					
1000.1.350.45149.4411.00000.00.000	Arena -Water & Sewer Expen:	\$15,104.18	\$18,500.00	\$18,500.00	\$18,500.00	\$0.00	0.00
	Column: [FY14CityManagerProposed]	Budget	FTE	Position Desc.			
	Description: City water & sewer charges	\$21,057.00					
	Description: Energy Savings Estimate FY14	(\$2,557.00)					
	Column Total:	\$18,500.00					
1000.1.350.45149.4431.00000.00.000	Arena -Maint Chrgs - Building:	\$10,391.68	\$37,250.00	\$37,250.00	\$27,250.00	(\$10,000.00)	(26.85)
	Column: [FY14CityManagerProposed]	Budget	FTE	Position Desc.			
	Description: Burglar Alarm	\$1,000.00					
	Description: Fire Alarm Services	\$2,000.00					
	Description: HVAC	\$2,000.00					
	Description: Refrigeration Services	\$3,750.00					
	Description: Systems Services-Energy Contract	\$4,000.00					
	Description: Tech. Service - Chillers	\$24,500.00					
	Description: z CM General Reduction	(\$10,000.00)					
	Column Total:	\$27,250.00					
1000.1.350.45149.4432.00000.00.000	Arena -Maint Chrgs - Impr o/t	\$193.03	\$2,000.00	\$2,000.00	\$2,000.00	\$0.00	0.00
	Column: [FY14CityManagerProposed]	Budget	FTE	Position Desc.			
	Description: Grounds Maintenance	\$2,000.00					
	Column Total:	\$2,000.00					

City of Dover, New Hampshire

General Fund Expenditure Detail Report

Fiscal Year: 2013-2014

 Print accounts with zero balance
 Round to whole dollars
 Account on new page

From Date: 7/1/2013

To Date: 6/30/2014

Definition: FY14 City Manager Proposed

Account	Description	FY12 Actual	FY13 Adopted Budget	FY14 Department Request	FY14 City Manager Proposed	Dollar Change	Percent Change
1000.1.350.45149.4433.00000.00.000	Arena -Maint Chrgs - Equipme	\$12,759.61	\$8,000.00	\$8,000.00	\$8,000.00	\$0.00	0.00
	Column: [FY14CityManagerProposed]	Budget	FTE	Position Desc.			
	Description: Cooling tower service	\$3,500.00					
	Description: Zamboni blade inserts/sharpening	\$2,200.00					
	Description: Zamboni Service	\$2,300.00					
	Column Total:	\$8,000.00					
1000.1.350.45149.4435.00000.00.000	Arena -Maint Chrgs - Office Ei	\$3,116.35	\$5,775.00	\$7,009.00	\$7,009.00	\$1,234.00	21.37
	Column: [FY14CityManagerProposed]	Budget	FTE	Position Desc.			
	Description: Annual Music Subscription 12 @ \$79.00	\$948.00					
	Description: Copier Maintenance 12 @ \$172.00	\$2,064.00					
	Description: Division Share of DoverNet PC Replacement	\$1,234.00					
	Description: Division share of DoverNet support	\$2,043.00					
	Description: Dot Matrix Printer	\$20.00					
	Description: Service Contract-Rec Software	\$700.00					
	Column Total:	\$7,009.00					
1000.1.350.45149.4443.00000.00.000	Arena -Rental of Equipment	\$1,452.50	\$2,000.00	\$2,000.00	\$2,000.00	\$0.00	0.00
	Column: [FY14CityManagerProposed]	Budget	FTE	Position Desc.			
	Description: Rental of Bobcat-snow removal	\$2,000.00					
	Column Total:	\$2,000.00					
1000.1.350.45149.4521.00000.00.000	Arena -Property Insurance	\$5,586.05	\$5,841.00	\$5,683.00	\$5,683.00	(\$158.00)	(2.71)
	Column: [FY14CityManagerProposed]	Budget	FTE	Position Desc.			
	Description: Cost of LGC Property Insur	\$5,683.00					
	Column Total:	\$5,683.00					

City of Dover, New Hampshire

General Fund Expenditure Detail Report

Fiscal Year: 2013-2014

Print accounts with zero balance Round to whole dollars Account on new page

From Date: 7/1/2013

To Date: 6/30/2014

Definition: FY14 City Manager Proposed

Account	Description	FY12 Actual	FY13 Adopted Budget	FY14 Department Request	FY14 City Manager Proposed	Dollar Change	Percent Change
1000.1.350.45149.4522.00000.00.000	Arena -Vehicle & Equip Insura	\$449.00	\$449.00	\$449.00	\$449.00	\$0.00	0.00
	Column: [FY14CityManagerProposed]	Budget	FTE	Position Desc.			
	Description: Cost of LGC Vehicle Insur	\$449.00					
	Column Total:	\$449.00					
1000.1.350.45149.4524.00000.00.000	Arena -Public Liab Insurance	\$5,385.89	\$5,386.00	\$5,386.00	\$5,386.00	\$0.00	0.00
	Column: [FY14CityManagerProposed]	Budget	FTE	Position Desc.			
	Description: Cost of LGC Public Liability Insur	\$5,386.00					
	Column Total:	\$5,386.00					
1000.1.350.45149.4531.00000.00.000	Telecommunications	\$8,120.58	\$9,330.00	\$9,330.00	\$9,330.00	\$0.00	0.00
	Column: [FY14CityManagerProposed]	Budget	FTE	Position Desc.			
	Description: Services/equipment for voice, fax, data, wireless	\$9,330.00					
	Column Total:	\$9,330.00					
1000.1.350.45149.4534.00000.00.000	Arena -Postage	\$116.67	\$1,000.00	\$1,000.00	\$1,000.00	\$0.00	0.00
	Column: [FY14CityManagerProposed]	Budget	FTE	Position Desc.			
	Description: Correspondence, express and parcel delivery	\$1,000.00					
	Column Total:	\$1,000.00					
1000.1.350.45149.4540.00000.00.000	Arena -Advertising	\$532.43	\$1,500.00	\$1,500.00	\$1,500.00	\$0.00	0.00
	Column: [FY14CityManagerProposed]	Budget	FTE	Position Desc.			
	Description: Promotional and new employee recruitment	\$1,500.00					
	Column Total:	\$1,500.00					
1000.1.350.45149.4550.00000.00.000	Arena -Printing & Binding	\$0.00	\$1,000.00	\$1,000.00	\$1,000.00	\$0.00	0.00
	Column: [FY14CityManagerProposed]	Budget	FTE	Position Desc.			
	Description: Marketing Materials	\$1,000.00					
	Column Total:	\$1,000.00					

City of Dover, New Hampshire

General Fund Expenditure Detail Report

Fiscal Year: 2013-2014

 Print accounts with zero balance
 Round to whole dollars
 Account on new page

From Date: 7/1/2013

To Date: 6/30/2014

Definition: FY14 City Manager Proposed

Account	Description	FY12 Actual	FY13 Adopted Budget	FY14 Department Request	FY14 City Manager Proposed	Dollar Change	Percent Change
1000.1.350.45149.4580.00000.00.000	Arena -Travel Expense	\$0.00	\$500.00	\$500.00	\$500.00	\$0.00	0.00
	Column: [FY14CityManagerProposed]	Budget	FTE	Position Desc.			
	Description: Travel expenses for seminars, conferences, mileage	\$500.00					
	Column Total:	\$500.00					
Budg_Cat: Purchased Services - 300		\$64,561.97	\$100,811.00	\$101,887.00	\$91,887.00	(\$8,924.00)	(8.85)
1000.1.350.45149.4611.00000.00.000	Arena -Office Supplies	\$2,201.70	\$2,000.00	\$2,000.00	\$2,000.00	\$0.00	0.00
	Column: [FY14CityManagerProposed]	Budget	FTE	Position Desc.			
	Description: Copier, computer and office supplies	\$2,000.00					
	Column Total:	\$2,000.00					
1000.1.350.45149.4612.00000.00.000	Arena -Operating Supplies	\$11,311.40	\$10,500.00	\$10,500.00	\$10,500.00	\$0.00	0.00
	Column: [FY14CityManagerProposed]	Budget	FTE	Position Desc.			
	Description: Program Supplies	\$750.00					
	Description: Various operating supplies, including:	\$9,750.00					
	Column Total:	\$10,500.00					
1000.1.350.45149.4615.00000.00.000	Arena -Clothing & Uniforms	\$4,173.11	\$6,200.00	\$6,200.00	\$6,200.00	\$0.00	0.00
	Column: [FY14CityManagerProposed]	Budget	FTE	Position Desc.			
	Description: Guard jackets, foul weather clothing	\$600.00					
	Description: Program uniforms and jerseys	\$3,700.00					
	Description: Safety shoes for employees	\$800.00					
	Description: Sweatshirts	\$100.00					
	Description: Work Uniforms per emp. contracts	\$1,000.00					
	Column Total:	\$6,200.00					

City of Dover, New Hampshire

General Fund Expenditure Detail Report

Fiscal Year: 2013-2014

Print accounts with zero balance Round to whole dollars Account on new page

From Date: 7/1/2013

To Date: 6/30/2014

Definition: FY14 City Manager Proposed

Account	Description	FY12 Actual	FY13 Adopted Budget	FY14 Department Request	FY14 City Manager Proposed	Dollar Change	Percent Change
1000.1.350.45149.4621.00000.00.000	Arena -Natural Gas	\$41,154.01	\$45,000.00	\$45,000.00	\$45,000.00	\$0.00	0.00
	Column: [FY14CityManagerProposed]	Budget	FTE	Position Desc.			
	Description: Energy Savings Estimate FY14 95,784 Therms	(\$116,154.00)					
	Description: Gas cogeneration & heating 135,347 Therm	\$161,154.00					
	Column Total:	\$45,000.00					
1000.1.350.45149.4622.00000.00.000	Arena -Electricity	\$168,399.04	\$182,000.00	\$182,000.00	\$182,000.00	\$0.00	0.00
	Column: [FY14CityManagerProposed]	Budget	FTE	Position Desc.			
	Description: Electrical service 1,479,400 KWH	\$191,819.00					
	Description: Energy Savings Estimate FY14 127,200 KWH	(\$9,819.00)					
	Column Total:	\$182,000.00					
1000.1.350.45149.4623.00000.00.000	Arena - Propane	\$5,607.82	\$5,500.00	\$5,800.00	\$5,800.00	\$300.00	5.45
	Column: [FY14CityManagerProposed]	Budget	FTE	Position Desc.			
	Description: Propane for Zamboni's 2655 gallons	\$5,800.00					
	Column Total:	\$5,800.00					
1000.1.350.45149.4626.00000.00.000	Arena -Vehicle Fuels	\$948.07	\$1,900.00	\$1,900.00	\$1,900.00	\$0.00	0.00
	Column: [FY14CityManagerProposed]	Budget	FTE	Position Desc.			
	Description: Vehicle Fuel 634 gallons @ \$3.00 gal.	\$1,900.00					
	Column Total:	\$1,900.00					
1000.1.350.45149.4631.00000.00.000	Arena -Food	\$51.25	\$0.00	\$0.00	\$0.00	\$0.00	0.00
1000.1.350.45149.4635.00000.00.000	Arena -Medicinal Supplies	\$236.65	\$350.00	\$350.00	\$350.00	\$0.00	0.00
	Column: [FY14CityManagerProposed]	Budget	FTE	Position Desc.			
	Description: Medical and first aid supplies	\$350.00					
	Column Total:	\$350.00					

City of Dover, New Hampshire

General Fund Expenditure Detail Report

Fiscal Year: 2013-2014

Print accounts with zero balance Round to whole dollars Account on new page

From Date: 7/1/2013

To Date: 6/30/2014

Definition: FY14 City Manager Proposed

Account	Description	FY12 Actual	FY13 Adopted Budget	FY14 Department Request	FY14 City Manager Proposed	Dollar Change	Percent Change
1000.1.350.45149.4640.00000.00.000	Arena -Publications	\$0.00	\$150.00	\$150.00	\$150.00	\$0.00	0.00
	Column: [FY14CityManagerProposed]	Budget	FTE	Position Desc.			
	Description: Trade journals and subscriptions	\$150.00					
	Column Total:	\$150.00					
1000.1.350.45149.4651.00000.00.000	Arena -Maint Supplies - Buildi	\$12,166.75	\$11,000.00	\$11,000.00	\$11,000.00	\$0.00	0.00
	Column: [FY14CityManagerProposed]	Budget	FTE	Position Desc.			
	Description: Electrical supplies	\$1,000.00					
	Description: Lumber and bldg. materials	\$1,000.00					
	Description: Misc. hardware supplies	\$5,500.00					
	Description: Paint supplies	\$2,500.00					
	Description: Plumbing supplies	\$1,000.00					
	Column Total:	\$11,000.00					
1000.1.350.45149.4652.00000.00.000	Arena -Maint Supplies - Impr	\$320.51	\$5,000.00	\$5,000.00	\$2,000.00	(\$3,000.00)	(60.00)
	Column: [FY14CityManagerProposed]	Budget	FTE	Position Desc.			
	Description: Road/lot patch, signs and posts	\$5,000.00					
	Description: z CM General Reduction	(\$3,000.00)					
	Column Total:	\$2,000.00					
1000.1.350.45149.4653.00000.00.000	Arena -Maint Supplies - Equip	\$4,313.42	\$7,000.00	\$7,000.00	\$7,000.00	\$0.00	0.00
	Column: [FY14CityManagerProposed]	Budget	FTE	Position Desc.			
	Description: Parts and supplies for equipment	\$7,000.00					
	Column Total:	\$7,000.00					
1000.1.350.45149.4654.00000.00.000	Arena -Maint Supplies - Vehic	\$8,832.82	\$5,000.00	\$5,000.00	\$5,000.00	\$0.00	0.00
	Column: [FY14CityManagerProposed]	Budget	FTE	Position Desc.			
	Description: Parts/supplies for division vehicle	\$5,000.00					
	Column Total:	\$5,000.00					

City of Dover, New Hampshire

General Fund Expenditure Detail Report

Fiscal Year: 2013-2014

Print accounts with zero balance Round to whole dollars Account on new page

From Date: 7/1/2013

To Date: 6/30/2014

Definition: FY14 City Manager Proposed

Account	Description	FY12 Actual	FY13 Adopted Budget	FY14 Department Request	FY14 City Manager Proposed	Dollar Change	Percent Change
1000.1.350.45149.4661.00000.00.000	Arena -Fleet Maint Charge	\$10,749.96	\$11,394.00	\$12,034.00	\$12,034.00	\$640.00	5.62
	Column: [FY14CityManagerProposed]	Budget	FTE	Position Desc.			
	Description: Division share of Fleet Maint. Budget	\$12,034.00					
	Column Total:	\$12,034.00					
1000.1.350.45149.4681.00000.00.000	Arena -Minor Equip Furniture	\$0.00	\$1,500.00	\$1,500.00	\$1,500.00	\$0.00	0.00
	Column: [FY14CityManagerProposed]	Budget	FTE	Position Desc.			
	Description: Hand tools, small electrical/mech. tools	\$1,500.00					
	Column Total:	\$1,500.00					
Budg_Cat: Supplies - 600		\$270,466.51	\$294,494.00	\$295,434.00	\$292,434.00	(\$2,060.00)	(0.70)
1000.1.350.45149.4725.00000.00.000	Arena -Building Improvements	\$0.00	\$3,000.00	\$3,000.00	\$3,000.00	\$0.00	0.00
	Column: [FY14CityManagerProposed]	Budget	FTE	Position Desc.			
	Description: Arena -Building Improvements	\$3,000.00					
	Column Total:	\$3,000.00					
1000.1.350.45149.4741.00000.00.000	Arena -Machinery & Equipment	\$15,000.00	\$15,000.00	\$5,000.00	\$5,000.00	(\$10,000.00)	(66.67)
	Column: [FY14CityManagerProposed]	Budget	FTE	Position Desc.			
	Description: Machinery & Equipment	\$5,000.00					
	Column Total:	\$5,000.00					
Budg_Cat: Capital Outlay - 700		\$15,000.00	\$18,000.00	\$8,000.00	\$8,000.00	(\$10,000.00)	(55.56)
1000.1.350.45149.4810.00000.00.000	Arena -Membership Dues	\$486.00	\$600.00	\$600.00	\$600.00	\$0.00	0.00
	Column: [FY14CityManagerProposed]	Budget	FTE	Position Desc.			
	Description: NEISMA membership	\$600.00					
	Column Total:	\$600.00					

City of Dover, New Hampshire

General Fund Expenditure Detail Report

Fiscal Year: 2013-2014

 Print accounts with zero balance
 Round to whole dollars
 Account on new page

From Date: 7/1/2013

To Date: 6/30/2014

Definition: FY14 City Manager Proposed

Account	Description	FY12 Actual	FY13 Adopted Budget	FY14 Department Request	FY14 City Manager Proposed	Dollar Change	Percent Change
1000.1.350.45149.4895.00000.00.000	Arena -Cost of Sales	\$5.77	\$1,500.00	\$1,500.00	\$1,500.00	\$0.00	0.00
	Column: [FY14CityManagerProposed]	Budget	FTE	Position Desc.			
	Description: Items purchased for resale: Pro Shop	\$1,500.00					
	Column Total:	\$1,500.00					
1000.1.350.45149.4896.00000.00.000	Arena -Cost of Sales - Food	\$26,599.86	\$25,000.00	\$25,000.00	\$25,000.00	\$0.00	0.00
	Column: [FY14CityManagerProposed]	Budget	FTE	Position Desc.			
	Description: Items purchased for resale: Snack Bar	\$25,000.00					
	Column Total:	\$25,000.00					
1000.1.350.45149.4897.00000.00.000	Arena -Cost of Sales - Misc	\$7,974.74	\$10,000.00	\$10,000.00	\$10,000.00	\$0.00	0.00
	Column: [FY14CityManagerProposed]	Budget	FTE	Position Desc.			
	Description: Cost of Sales vending	\$10,000.00					
	Column Total:	\$10,000.00					
Budg_Cat: Other Expenses - 800		\$35,066.37	\$37,100.00	\$37,100.00	\$37,100.00	\$0.00	0.00
1000.1.350.45149.4918.00000.00.000	Transfer to Trust	\$0.00	\$0.00	\$20,000.00	\$0.00	\$0.00	0.00
	Column: [FY14CityManagerProposed]	Budget	FTE	Position Desc.			
	Description: Transfer to Arena Capital Reserve Acct	\$20,000.00					
	Description: z CM Reduction	(\$20,000.00)					
	Column Total:	\$0.00					
Budg_Cat: Operating Transfers Out - 910		\$0.00	\$0.00	\$20,000.00	\$0.00	\$0.00	0.00
Func: Arena - 45149		\$868,368.75	\$940,627.00	\$972,867.00	\$936,955.00	(\$3,672.00)	(0.39)

RECREATION

Division: McConnell Center – Rec

Function 3381-41941

Mission Statement:

Manage and maintain safe and clean building and to provide space and opportunities for community involvement and tenant growth.

Major Services/Responsibilities:

- Keep the facility in top condition
- Maintain building for public and tenant use
- Oversee grounds and parking area maintenance
- Coordinate custodial duties
- Coordinate maintenance schedules with tenants
- Schedule use of Common Meeting Rooms with Tenants and other groups

Key Fiscal Year Objectives:

- Review Energy Management improvements for facility to maximize efficiency and achieve cost savings.
- Continue landscaping to improve aesthetic appearance of facilities
- Complete renovations to rooms 236-239 and 346
- Enhance video security system

Performance Measures:

Description	FY12 Act	FY13 Est	FY14 Est
Non-profit tenants	15	17	19

City of Dover, New Hampshire

McConnell Center Expenditure Detail Report

Fiscal Year: 2013-2014

 Print accounts with zero balance
 Round to whole dollars
 Account on new page

From Date: 7/1/2013

To Date: 6/30/2014

Definition: FY14 City Manager Proposed

Account	Description	FY12 Actual	FY13 Adopted Budget	FY14 Department Request	FY14 City Manager Proposed	Dollar Change	Percent Change
3381.1.350.41941.4110.00000.00.000	Regular Salaried Employees	\$18,573.88	\$19,052.00	\$19,584.00	\$19,584.00	\$532.00	2.79
	Column: [FY14CityManagerProposed]	Budget	FTE	Position Desc.			
	Description: Bannon, Gary S	(\$58,755.00)	-0.7500	75% Rec Admin			
	Description: Bannon, Gary S	\$78,339.00	1.0000	Director of Rec			
	Column Total:	\$19,584.00					
3381.1.350.41941.4115.00000.00.000	Regular Hourly Employees	\$26,654.00	\$28,857.00	\$30,119.00	\$30,119.00	\$1,262.00	4.37
	Column: [FY14CityManagerProposed]	Budget	FTE	Position Desc.			
	Description: Corson, Bert A Jr	\$30,119.00	1.0000	Custodian			
	Column Total:	\$30,119.00					
3381.1.350.41941.4120.00000.00.000	Temporary Employees	\$0.00	\$22,000.00	\$22,000.00	\$22,000.00	\$0.00	0.00
	Column: [FY14CityManagerProposed]	Budget	FTE	Position Desc.			
	Description: Seasonal Maint Worker II	\$20,000.00					
	Description: Temporary Employees	\$2,000.00					
	Column Total:	\$22,000.00					
3381.1.350.41941.4130.00000.00.000	Overtime Pay	\$168.89	\$750.00	\$750.00	\$750.00	\$0.00	0.00
	Column: [FY14CityManagerProposed]	Budget	FTE	Position Desc.			
	Description: Time and one-half for extra hours	\$750.00					
	Column Total:	\$750.00					
3381.1.350.41941.4170.00000.00.000	Longevity Pay	\$400.00	\$800.00	\$800.00	\$800.00	\$0.00	0.00
	Column: [FY14CityManagerProposed]	Budget	FTE	Position Desc.			
	Description: 1 @ 5 - 9 years	\$400.00					
	Description: 1@ 20-25 years 25%	\$400.00					
	Column Total:	\$800.00					

City of Dover, New Hampshire

McConnell Center Expenditure Detail Report

Fiscal Year: 2013-2014

Print accounts with zero balance Round to whole dollars Account on new page

From Date: 7/1/2013

To Date: 6/30/2014

Definition: FY14 City Manager Proposed

Account	Description	FY12 Actual	FY13 Adopted Budget	FY14 Department Request	FY14 City Manager Proposed	Dollar Change	Percent Change
3381.1.350.41941.4211.00000.00.000	Health Insurance	\$13,860.96	\$8,852.00	\$9,134.00	\$9,134.00	\$282.00	3.19
	Column: [FY14CityManagerProposed]	Budget	FTE	Position Desc.			
	Description: Medical Premiums to LGC HealthTrust	\$9,134.00					
	Column Total:	\$9,134.00					
3381.1.350.41941.4212.00000.00.000	Dental Insurance	\$712.56	\$372.00	\$377.00	\$377.00	\$5.00	1.34
	Column: [FY14CityManagerProposed]	Budget	FTE	Position Desc.			
	Description: Dental Premiums to LGC HealthTrust	\$377.00					
	Column Total:	\$377.00					
3381.1.350.41941.4213.00000.00.000	Life Insurance	\$140.94	\$69.00	\$73.00	\$73.00	\$4.00	5.80
	Column: [FY14CityManagerProposed]	Budget	FTE	Position Desc.			
	Description: Life Premiums to LGC HealthTrust	\$73.00					
	Column Total:	\$73.00					
3381.1.350.41941.4214.00000.00.000	Disability Insurance	\$83.84	\$143.00	\$143.00	\$143.00	\$0.00	0.00
	Column: [FY14CityManagerProposed]	Budget	FTE	Position Desc.			
	Description: Disability Insurance	\$143.00					
	Column Total:	\$143.00					
3381.1.350.41941.4220.00000.00.000	FICA	\$2,570.00	\$2,918.00	\$4,262.00	\$4,262.00	\$1,344.00	46.06
	Column: [FY14CityManagerProposed]	Budget	FTE	Position Desc.			
	Description: Cost of FICA - 6.2% of Wages	\$4,262.00					
	Column Total:	\$4,262.00					
3381.1.350.41941.4225.00000.00.000	Medicare	\$601.02	\$683.00	\$997.00	\$997.00	\$314.00	45.97
	Column: [FY14CityManagerProposed]	Budget	FTE	Position Desc.			
	Description: Cost of Medicare - 1.45% of wages	\$997.00					
	Column Total:	\$997.00					

City of Dover, New Hampshire

McConnell Center Expenditure Detail Report

Fiscal Year: 2013-2014

 Print accounts with zero balance
 Round to whole dollars
 Account on new page

From Date: 7/1/2013

To Date: 6/30/2014

Definition: FY14 City Manager Proposed

Account	Description	FY12 Actual	FY13 Adopted Budget	FY14 Department Request	FY14 City Manager Proposed	Dollar Change	Percent Change
3381.1.350.41941.4230.00000.00.000	Retirement	\$4,106.25	\$4,353.00	\$5,520.00	\$5,520.00	\$1,167.00	26.81
	Column: [FY14CityManagerProposed]	Budget	FTE	Position Desc.			
	Description: Cost of NH Retirement System payments	\$5,520.00					
	Column Total:	\$5,520.00					
3381.1.350.41941.4260.00000.00.000	Workers Comp Insurance	\$512.04	\$512.00	\$1,611.00	\$1,611.00	\$1,099.00	214.65
	Column: [FY14CityManagerProposed]	Budget	FTE	Position Desc.			
	Description: Workers Comp	\$1,611.00					
	Column Total:	\$1,611.00					
Budg_Cat: Personal Services - 100		\$68,384.38	\$89,361.00	\$95,370.00	\$95,370.00	\$6,009.00	6.72
3381.1.350.41941.4335.00000.00.000	Auditing Services	\$243.88	\$180.00	\$180.00	\$180.00	\$0.00	0.00
	Column: [FY14CityManagerProposed]	Budget	FTE	Position Desc.			
	Description: Share of Annual Audit Fee	\$180.00					
	Column Total:	\$180.00					
3381.1.350.41941.4339.00000.00.000	Gen Gov't Buildings - Consulti	\$1,669.62	\$2,500.00	\$2,500.00	\$2,500.00	\$0.00	0.00
	Column: [FY14CityManagerProposed]	Budget	FTE	Position Desc.			
	Description: Gen Gov't Buildings - Consulting Svcs	\$2,500.00					
	Column Total:	\$2,500.00					
3381.1.350.41941.4411.00000.00.000	Water & Sewer Expense	\$9,301.23	\$8,500.00	\$8,500.00	\$8,500.00	\$0.00	0.00
	Column: [FY14CityManagerProposed]	Budget	FTE	Position Desc.			
	Description: Water/Sewer Usage 937 hcf	\$8,500.00					
	Column Total:	\$8,500.00					

City of Dover, New Hampshire

McConnell Center Expenditure Detail Report

Fiscal Year: 2013-2014

Print accounts with zero balance Round to whole dollars Account on new page

From Date: 7/1/2013

To Date: 6/30/2014

Definition: FY14 City Manager Proposed

Account	Description	FY12 Actual	FY13 Adopted Budget	FY14 Department Request	FY14 City Manager Proposed	Dollar Change	Percent Change
3381.1.350.41941.4431.00000.00.000	Maint Chrgs - Buildings	\$58,428.50	\$69,500.00	\$69,500.00	\$69,500.00	\$0.00	0.00
	Column: [FY14CityManagerProposed]	Budget	FTE	Position Desc.			
	Description: Contract Cleaning	\$48,500.00					
	Description: Cooling Tower/Heating System Maint.	\$10,000.00					
	Description: Dumpster/Recycling	\$5,500.00					
	Description: Maintenance Services	\$5,500.00					
	Notes: Elevators/Mechanical Systems/Fire Protection/Alarm						
	Column Total:	\$69,500.00					
3381.1.350.41941.4432.00000.00.000	Maint Chrgs - Impr o/t Building	\$0.00	\$1,000.00	\$1,000.00	\$1,000.00	\$0.00	0.00
	Column: [FY14CityManagerProposed]	Budget	FTE	Position Desc.			
	Description: Maint Chrgs - Impr o/t Buildings	\$1,000.00					
	Column Total:	\$1,000.00					
3381.1.350.41941.4433.00000.00.000	Maint Chrgs - Equipment	\$4,622.00	\$5,000.00	\$5,000.00	\$5,000.00	\$0.00	0.00
	Column: [FY14CityManagerProposed]	Budget	FTE	Position Desc.			
	Description: Maint. Charges & Equipment	\$5,000.00					
	Column Total:	\$5,000.00					
3381.1.350.41941.4521.00000.00.000	Property Insurance	\$10,899.09	\$11,398.00	\$11,114.00	\$11,114.00	(\$284.00)	(2.49)
	Column: [FY14CityManagerProposed]	Budget	FTE	Position Desc.			
	Description: Cost of LGC Property Insur	\$11,114.00					
	Column Total:	\$11,114.00					
3381.1.350.41941.4524.00000.00.000	Public Liab Insurance	\$4,908.61	\$4,909.00	\$4,909.00	\$4,909.00	\$0.00	0.00
	Column: [FY14CityManagerProposed]	Budget	FTE	Position Desc.			
	Description: Cost of LGC Public Liability Insur	\$4,909.00					
	Column Total:	\$4,909.00					

City of Dover, New Hampshire

McConnell Center Expenditure Detail Report

Fiscal Year: 2013-2014

Print accounts with zero balance Round to whole dollars Account on new page

From Date: 7/1/2013

To Date: 6/30/2014

Definition: FY14 City Manager Proposed

Account	Description	FY12 Actual	FY13 Adopted Budget	FY14 Department Request	FY14 City Manager Proposed	Dollar Change	Percent Change
3381.1.350.41941.4531.00000.00.000	Telecommunications	\$2,398.71	\$2,200.00	\$2,200.00	\$2,200.00	\$0.00	0.00
	Column: [FY14CityManagerProposed]	Budget	FTE	Position Desc.			
	Description: Services/equipment for voice, fax, data, wireless	\$2,200.00					
	Column Total:	\$2,200.00					
Budg_Cat: Purchased Services - 300		\$92,471.64	\$105,187.00	\$104,903.00	\$104,903.00	(\$284.00)	(0.27)
3381.1.350.41941.4612.00000.00.000	Operating Supplies	\$6,845.19	\$8,000.00	\$8,000.00	\$8,000.00	\$0.00	0.00
	Column: [FY14CityManagerProposed]	Budget	FTE	Position Desc.			
	Description: Supplies	\$8,000.00					
	Column Total:	\$8,000.00					
3381.1.350.41941.4615.00000.00.000	Clothing & Uniforms	\$469.75	\$500.00	\$500.00	\$500.00	\$0.00	0.00
	Column: [FY14CityManagerProposed]	Budget	FTE	Position Desc.			
	Description: Clothing & Uniforms	\$500.00					
	Column Total:	\$500.00					
3381.1.350.41941.4621.00000.00.000	Natural Gas	\$34,161.81	\$48,000.00	\$48,000.00	\$43,000.00	(\$5,000.00)	(10.42)
	Column: [FY14CityManagerProposed]	Budget	FTE	Position Desc.			
	Description: McConnell Center 35,625 Therms	\$55,414.00					
	Description: zEnergy Savings Estimate FY14	(\$7,414.00)					
	Description: zReduction - City Manager	(\$5,000.00)					
	Column Total:	\$43,000.00					
3381.1.350.41941.4622.00000.00.000	Electricity	\$75,671.75	\$85,000.00	\$85,000.00	\$85,000.00	\$0.00	0.00
	Column: [FY14CityManagerProposed]	Budget	FTE	Position Desc.			
	Description: McConnell Center 619,800 KWH	\$92,470.00					
	Description: zEnergy Savings Estimate FY14	(\$7,470.00)					
	Column Total:	\$85,000.00					

City of Dover, New Hampshire

McConnell Center Expenditure Detail Report

Fiscal Year: 2013-2014

Print accounts with zero balance Round to whole dollars Account on new page

From Date: 7/1/2013

To Date: 6/30/2014

Definition: FY14 City Manager Proposed

Account	Description	FY12 Actual	FY13 Adopted Budget	FY14 Department Request	FY14 City Manager Proposed	Dollar Change	Percent Change
3381.1.350.41941.4651.00000.00.000	Maint Supplies - Buildings	\$12,356.41	\$14,000.00	\$14,000.00	\$14,000.00	\$0.00	0.00
	Column: [FY14CityManagerProposed]	Budget	FTE	Position Desc.			
	Description: Building Maintenance Supplies	\$14,000.00					
	Column Total:	\$14,000.00					
3381.1.350.41941.4681.00000.00.000	Minor Equip, Furniture & Fxtrs	\$1,194.97	\$3,200.00	\$3,200.00	\$3,200.00	\$0.00	0.00
	Column: [FY14CityManagerProposed]	Budget	FTE	Position Desc.			
	Description: Minor Equip. Furniture & Fixtures	\$3,200.00					
	Column Total:	\$3,200.00					
Budg_Cat: Supplies - 600		\$130,699.88	\$158,700.00	\$158,700.00	\$153,700.00	(\$5,000.00)	(3.15)
3381.1.350.41941.4725.00000.00.000	Building Improvements	\$0.00	\$60,000.00	\$60,000.00	\$30,000.00	(\$30,000.00)	(50.00)
	Column: [FY14CityManagerProposed]	Budget	FTE	Position Desc.			
	Description: Boiler Replacement	\$40,000.00					
	Description: Building Security	\$20,000.00					
	Description: CM General Reduction	(\$30,000.00)					
	Column Total:	\$30,000.00					
Budg_Cat: Capital Outlay - 700		\$0.00	\$60,000.00	\$60,000.00	\$30,000.00	(\$30,000.00)	(50.00)
3381.1.350.41941.4840.00000.00.000	Contingency	\$2,403.28	\$4,005.00	\$4,134.00	\$4,134.00	\$129.00	3.22
	Column: [FY14CityManagerProposed]	Budget	FTE	Position Desc.			
	Description: Contingency for Unforeseen Expenses	\$4,134.00		.5% Policy Targ			
	Column Total:	\$4,134.00					
Budg_Cat: Other Expenses - 800		\$2,403.28	\$4,005.00	\$4,134.00	\$4,134.00	\$129.00	3.22

City of Dover, New Hampshire

McConnell Center Expenditure Detail Report

Fiscal Year: 2013-2014

 Print accounts with zero balance
 Round to whole dollars
 Account on new page

From Date: 7/1/2013

To Date: 6/30/2014

Definition: FY14 City Manager Proposed

Account	Description	FY12 Actual	FY13 Adopted Budget	FY14 Department Request	FY14 City Manager Proposed	Dollar Change	Percent Change
3381.1.350.41941.4912.00000.00.000	Transfer to Special Rev	\$179.00	\$358.00	\$537.00	\$537.00	\$179.00	50.00
	Column: [FY14CityManagerProposed]	Budget	FTE	Position Desc.			
	Description: 15% of McConnell Share OPEB ARC	\$537.00		Target 15% FY14			
	Column Total:	\$537.00					
Budg_Cat: Operating Transfers Out - 910		\$179.00	\$358.00	\$537.00	\$537.00	\$179.00	50.00
3381.1.350.41941.4920.00000.00.000	Principal Payments	\$240,000.00	\$250,000.00	\$260,000.00	\$260,000.00	\$10,000.00	4.00
	Column: [FY14CityManagerProposed]	Budget	FTE	Position Desc.			
	Description: Principal Payments	\$260,000.00					
	Column Total:	\$260,000.00					
3381.1.350.41941.4921.00000.00.000	Interest - Bonds	\$167,193.76	\$157,594.00	\$145,094.00	\$145,094.00	(\$12,500.00)	(7.93)
	Column: [FY14CityManagerProposed]	Budget	FTE	Position Desc.			
	Description: Interest payments on bonds	\$145,094.00					
	Column Total:	\$145,094.00					
Budg_Cat: Debt Service - 920		\$407,193.76	\$407,594.00	\$405,094.00	\$405,094.00	(\$2,500.00)	(0.61)
Func: Gen Gov't Buildings - 41941		\$701,331.94	\$825,205.00	\$828,738.00	\$793,738.00	(\$31,467.00)	(3.81)
Grand Total:		\$701,331.94	\$825,205.00	\$828,738.00	\$793,738.00	(\$31,467.00)	(3.81)

End of Report

RECREATION

Division: Recreation Programs

Function 3410-45120

Mission Statement:

To administer and support staff and volunteers in an effort to better serve the general public and provide a variety of affordable self-supporting recreation opportunities to the entire community.

Major Services/Responsibilities:

To design and run a variety of self-funded sports and recreation programs.

Key Fiscal Year Objectives:

- Continue to improve customer service/public relations
- Cultivate employee excellence
- Continue to evaluate existing programs
- Develop trip programs
- Maximize efficiency in manpower usage

Performance Measures:

Description	FY12 Act	FY13 Est	FY14 Est
Create new vehicles for publicity for programs (E newsletter, Facebook, website etc.)	5,000	6,000	6,000
Increase networking of various sports leagues	1	6	8
Transition all programs to SRF	4	6	9

City of Dover, New Hampshire

Budgeted Special Revenue Expense Detail Report

Fiscal Year: 2013-2014

Print accounts with zero balance Round to whole dollars Account on new page

From Date: 7/1/2013

To Date: 6/30/2014

Definition: FY14 City Manager Proposed

Account	Description	FY12 Actual	FY13 Adopted Budget	FY14 Department Request	FY14 City Manager Proposed	Dollar Change	Percent Change
---------	-------------	-------------	---------------------	-------------------------	----------------------------	---------------	----------------

3410.1.350.45120.4110.00000.00.000	Programs - Regular Salaried E	\$15,467.14	\$31,858.00	\$32,019.00	\$32,019.00	\$161.00	0.51
------------------------------------	-------------------------------	-------------	-------------	-------------	-------------	----------	------

Column: [FY14CityManagerProposed]

Budget FTE Position Desc.

Description: 457 Incentive Pay \$26.00 457 Incentive

Description: Trefethen, Krista S (\$31,993.00) -0.5000 50% Rec Admin

Description: Trefethen, Krista S \$63,986.00 1.0000 Asst Rec Dir

Column Total: \$32,019.00

City of Dover, New Hampshire

Budgeted Special Revenue Expense Detail Report

Fiscal Year: 2013-2014

Print accounts with zero balance Round to whole dollars Account on new page

From Date: 7/1/2013

To Date: 6/30/2014

Definition: FY14 City Manager Proposed

Account	Description	FY12 Actual	FY13 Adopted Budget	FY14 Department Request	FY14 City Manager Proposed	Dollar Change	Percent Change
3410.1.350.45120.4120.00000.00.000	Recr Pgm - Temporary Emplo	\$36,226.04	\$59,246.00	\$59,246.00	\$59,246.00	\$0.00	0.00
Column: [FY14CityManagerProposed]		Budget	FTE	Position Desc.			
	Description: 1 Rec Program Specialist I, SPT 160 HR @ \$10.87	\$1,739.00					
	Description: 1 Rec Program Specialist II SPT 280 HR @ \$9.40	\$2,632.00					
	Description: 1 Rec Program Specialist III SPT 75 HR @ \$13.22	\$992.00					
	Description: 1 Rec Program Specialist III, SPT 200 HR @ \$13.22	\$2,644.00					
	Description: 1 Rec Program Specialist III, SPT 25 HR @ \$13.22	\$331.00					
	Description: 1 Rec Program Specialist III, SPT 500 HR @ \$13.22	\$6,610.00					
	Description: 12 Rec Program Assoc. II SPT 3500 HR @ \$10.01	\$35,035.00					
	Description: 2 Rec Program Specialist IV, SPT 56 HR @ \$40	\$2,240.00					
	Description: 2 Rec Program Specialist IV, SPT 80 HR @ \$25	\$2,000.00					
	Description: 2 Rec Program Specialist, IV SPT 60 HR @ \$40	\$2,400.00					
	Description: 2 Rec Program Specialist, IV SPT 75 HR @ \$13.22	\$992.00					
	Description: 6 Rec Program Specialist I, SPT 150 HR @ \$10.87	\$1,631.00					
	Column Total:	\$59,246.00					
3410.1.350.45120.4130.00000.00.000	Recr - Overtime Pay	\$118.35	\$0.00	\$0.00	\$0.00	\$0.00	0.00
3410.1.350.45120.4211.00000.00.000	Health Insurance	\$4,135.08	\$4,426.00	\$9,133.00	\$9,133.00	\$4,707.00	106.35
Column: [FY14CityManagerProposed]		Budget	FTE	Position Desc.			
	Description: Medical Premiums to LGC HealthTrust	\$9,133.00					
	Column Total:	\$9,133.00					

City of Dover, New Hampshire

Budgeted Special Revenue Expense Detail Report

Fiscal Year: 2013-2014

Print accounts with zero balance Round to whole dollars Account on new page

From Date: 7/1/2013

To Date: 6/30/2014

Definition: FY14 City Manager Proposed

Account	Description	FY12 Actual	FY13 Adopted Budget	FY14 Department Request	FY14 City Manager Proposed	Dollar Change	Percent Change
3410.1.350.45120.4212.00000.00.000	Dental Insurance	\$230.40	\$182.00	\$369.00	\$369.00	\$187.00	102.75
	Column: [FY14CityManagerProposed]	Budget	FTE	Position Desc.			
	Description: Dental Premiums to LGC Health Trust	\$369.00					
	Column Total:	\$369.00					
3410.1.350.45120.4213.00000.00.000	Life Insurance	\$33.95	\$38.00	\$38.00	\$38.00	\$0.00	0.00
	Column: [FY14CityManagerProposed]	Budget	FTE	Position Desc.			
	Description: Life Insurance	\$38.00					
	Column Total:	\$38.00					
3410.1.350.45120.4220.00000.00.000	Recr Pgm - FICA	\$3,256.90	\$4,660.00	\$5,541.00	\$5,541.00	\$881.00	18.91
	Column: [FY14CityManagerProposed]	Budget	FTE	Position Desc.			
	Description: Cost of FICA - 6.2% of Wages	\$5,541.00					
	Column Total:	\$5,541.00					
3410.1.350.45120.4225.00000.00.000	Recr Pgm - Medicare	\$738.73	\$1,090.00	\$1,296.00	\$1,296.00	\$206.00	18.90
	Column: [FY14CityManagerProposed]	Budget	FTE	Position Desc.			
	Description: Cost of Medicare - 1.45% of wages	\$1,296.00					
	Column Total:	\$1,296.00					
3410.1.350.45120.4230.00000.00.000	Rec Pgm - Retirement	\$1,047.24	\$1,413.00	\$3,492.00	\$3,492.00	\$2,079.00	147.13
	Column: [FY14CityManagerProposed]	Budget	FTE	Position Desc.			
	Description: Cost of NH Retirement System payments	\$3,492.00					
	Column Total:	\$3,492.00					
3410.1.350.45120.4260.00000.00.000	Programs - Workers Comp Ins	\$1,193.04	\$1,193.00	\$2,157.00	\$2,157.00	\$964.00	80.80
	Column: [FY14CityManagerProposed]	Budget	FTE	Position Desc.			
	Description: Workers Comp allocation of self insur.	\$2,157.00					
	Column Total:	\$2,157.00					
Budg_Cat: Personal Services - 100		\$62,446.87	\$104,106.00	\$113,291.00	\$113,291.00	\$9,185.00	8.82

City of Dover, New Hampshire

Budgeted Special Revenue Expense Detail Report

Fiscal Year: 2013-2014

Print accounts with zero balance Round to whole dollars Account on new page

From Date: 7/1/2013

To Date: 6/30/2014

Definition: FY14 City Manager Proposed

Account	Description	FY12 Actual	FY13 Adopted Budget	FY14 Department Request	FY14 City Manager Proposed	Dollar Change	Percent Change
3410.1.350.45120.4335.00000.00.000.	Rec - Programs - Auditing Ser	\$153.04	\$113.00	\$113.00	\$113.00	\$0.00	0.00
	Column: [FY14CityManagerProposed]	Budget	FTE	Position Desc.			
	Description: Annual Audit	\$113.00					
	Column Total:	\$113.00					
3410.1.350.45120.4441.00000.00.000.	Recr Pgm - Rental of Land & I	\$2,666.86	\$3,000.00	\$3,000.00	\$3,000.00	\$0.00	0.00
	Column: [FY14CityManagerProposed]	Budget	FTE	Position Desc.			
	Description: Garrison School Gym	\$1,300.00					
	Description: Woodman Park School Gym	\$1,700.00					
	Column Total:	\$3,000.00					
3410.1.350.45120.4443.00000.00.000.	Rec Pgm - Rental of Equipme	\$8,853.73	\$17,775.00	\$17,775.00	\$17,775.00	\$0.00	0.00
	Column: [FY14CityManagerProposed]	Budget	FTE	Position Desc.			
	Description: Bus Trip Afternoon Trips (2 driver) 250 HR @ \$19.5	\$4,875.00					
	Description: Bus Trips - Playgrounds 4,000 MI @ \$2.25	\$9,000.00					
	Description: Bus Trips - Staff (5 drivers) 200 HR @ \$19.50	\$3,900.00					
	Column Total:	\$17,775.00					
3410.1.350.45120.4524.00000.00.000.	Rec - Programs - Public Liab l	\$1,295.50	\$1,296.00	\$1,296.00	\$1,296.00	\$0.00	0.00
	Column: [FY14CityManagerProposed]	Budget	FTE	Position Desc.			
	Description: Cost of LGC Public Liability Insur	\$1,296.00					
	Column Total:	\$1,296.00					
3410.1.350.45120.4531.00000.00.000.	Telecommunications	\$0.00	\$800.00	\$800.00	\$800.00	\$0.00	0.00
	Column: [FY14CityManagerProposed]	Budget	FTE	Position Desc.			
	Description: Services/Equipment for voice, fax, data, wireless	\$800.00					
	Column Total:	\$800.00					

City of Dover, New Hampshire

Budgeted Special Revenue Expense Detail Report

Fiscal Year: 2013-2014

Print accounts with zero balance Round to whole dollars Account on new page

From Date: 7/1/2013

To Date: 6/30/2014

Definition: FY14 City Manager Proposed

Account	Description	FY12 Actual	FY13 Adopted Budget	FY14 Department Request	FY14 City Manager Proposed	Dollar Change	Percent Change
3410.1.350.45120.4534.00000.00.000	Programs - Postage	\$0.00	\$50.00	\$50.00	\$50.00	\$0.00	0.00
	Column: [FY14CityManagerProposed]	Budget	FTE	Position Desc.			
	Description: Correspondence, express and parcel delivery	\$50.00					
	Column Total:	\$50.00					
3410.1.350.45120.4550.00000.00.000	Printing & Binding	\$0.00	\$2,000.00	\$2,000.00	\$2,000.00	\$0.00	0.00
	Column: [FY14CityManagerProposed]	Budget	FTE	Position Desc.			
	Description: Printing & Binding	\$2,000.00					
	Column Total:	\$2,000.00					
3410.1.350.45120.4591.00000.00.000	Recr Pgm - Special Programs	\$3,000.00	\$2,000.00	\$2,000.00	\$2,000.00	\$0.00	0.00
	Column: [FY14CityManagerProposed]	Budget	FTE	Position Desc.			
	Description: Summer Trips	\$2,000.00					
	Column Total:	\$2,000.00					
Budg_Cat: Purchased Services - 300		\$15,969.13	\$27,034.00	\$27,034.00	\$27,034.00	\$0.00	0.00
3410.1.350.45120.4612.00000.00.000	Recr Pgm - Operating Supplie	\$1,635.43	\$3,081.00	\$3,081.00	\$3,081.00	\$0.00	0.00
	Column: [FY14CityManagerProposed]	Budget	FTE	Position Desc.			
	Description: Operating Supplies	\$3,081.00					
	Column Total:	\$3,081.00					

City of Dover, New Hampshire

Budgeted Special Revenue Expense Detail Report

Fiscal Year: 2013-2014

Print accounts with zero balance Round to whole dollars Account on new page

From Date: 7/1/2013

To Date: 6/30/2014

Definition: FY14 City Manager Proposed

Account	Description	FY12 Actual	FY13 Adopted Budget	FY14 Department Request	FY14 City Manager Proposed	Dollar Change	Percent Change
3410.1.350.45120.4615.00000.00.000	Recr Pgm - Clothing & Uniforr	\$3,306.05	\$3,214.00	\$3,214.00	\$3,214.00	\$0.00	0.00
Column: [FY14CityManagerProposed]		Budget	FTE	Position Desc.			
	Description: Grade 1&2 Shots basketball shirts 95	\$332.00					
	Description: Grade 3&4 basketball shirts 95	\$332.00					
	Description: Grade 5&6 basketball shirts 120 @ \$8.50	\$1,020.00					
	Description: Jr. High basketball travel shirts 60 @ \$12	\$720.00					
	Description: Northeast League shirts 30 @ \$12	\$360.00					
	Description: Tournament shirts 30 @ \$15	\$450.00					
	Column Total:	\$3,214.00					
3410.1.350.45120.4631.00000.00.000	Recr Pgm - Food	\$232.72	\$0.00	\$0.00	\$0.00	\$0.00	0.00
Budg_Cat: Supplies - 600		\$5,174.20	\$6,295.00	\$6,295.00	\$6,295.00	\$0.00	0.00
3410.1.350.45120.4840.00000.00.000	Rec - Programs - Contingency	\$0.00	\$66,795.00	\$48,000.00	\$48,000.00	(\$18,795.00)	(28.14)
Column: [FY14CityManagerProposed]		Budget	FTE	Position Desc.			
	Description: Contingency - Meets 0.5% Policy Target	\$48,000.00					
	Column Total:	\$48,000.00					
Budg_Cat: Other Expenses - 800		\$0.00	\$66,795.00	\$48,000.00	\$48,000.00	(\$18,795.00)	(28.14)
Func: Programs - 45120		\$83,590.20	\$204,230.00	\$194,620.00	\$194,620.00	(\$9,610.00)	(4.71)

This page intentionally left blank.

RECREATION

Division: McConnell Center Recreation

Function 3410-45121

Mission Statement:

To develop and provide high quality, affordable and accessible recreation programs and facilities. To encourage participation of community members of all ages and abilities. To work with community organizations to provide a comprehensive package of programs and services in this facility.

Major Services/Responsibilities:

- Provide space for recreation programs and community activities
- Run a variety of athletic, educational and cultural recreation activities
- Schedule room and court activities for user groups and our programs
- Run self supporting Fitness Center, Sports, Dance and Cultural programs

Key Fiscal Year Objectives:

- To make the Fitness Center operation fully self supporting
- To add more Dance Classes and promote the programs more widely
- To investigate the expansion of the Zumba Programs
- To begin new programming activities for people with weight issues

Performance Measures:

Description	FY12 Act	FY13 Est	FY14 Est
Increase attendance in fitness center	35,450	40,200	42,000
Expand number of senior fitness class sessions	4	6	8
Increase enrollment in fitness classes	85	110	125
Add new training programs	1	2	3

City of Dover, New Hampshire

Budgeted Special Revenue Expense Detail Report

Fiscal Year: 2013-2014

Print accounts with zero balance Round to whole dollars Account on new page

From Date: 7/1/2013

To Date: 6/30/2014

Definition: FY14 City Manager Proposed

Account	Description	FY12 Actual	FY13 Adopted Budget	FY14 Department Request	FY14 City Manager Proposed	Dollar Change	Percent Change
3410.1.350.45121.4120.00000.00.000	Rec - McConnell Recreation -	\$13,109.40	\$38,876.00	\$38,876.00	\$38,876.00	\$0.00	0.00
	Column: [FY14CityManagerProposed]	Budget	FTE	Position Desc.			
	Description: 1 Rec Program Specialist III 200 hrs @ \$13.22	\$2,644.00					
	Description: 1 Rec Program Specialist III 280 hrs @ \$13.22	\$3,702.00					
	Description: 1 Rec Program Specialist III 420 hrs @ \$13.22	\$5,552.00					
	Description: 6 Rec Prog Spec SPT 2,870 hrs	\$26,978.00					
	Column Total:	\$38,876.00					
3410.1.350.45121.4220.00000.00.000	Rec - McConnell Recreation -	\$812.79	\$2,411.00	\$2,411.00	\$2,411.00	\$0.00	0.00
	Column: [FY14CityManagerProposed]	Budget	FTE	Position Desc.			
	Description: Cost of FICA - 6.2% of Wages	\$2,411.00					
	Column Total:	\$2,411.00					
3410.1.350.45121.4225.00000.00.000	Rec - McConnell Recreation -	\$190.08	\$564.00	\$564.00	\$564.00	\$0.00	0.00
	Column: [FY14CityManagerProposed]	Budget	FTE	Position Desc.			
	Description: Cost of Medicare - 1.45% of wages	\$564.00					
	Column Total:	\$564.00					
3410.1.350.45121.4260.00000.00.000	Rec - McConnell Recreation-V	\$1,002.00	\$4,002.00	\$1,483.00	\$1,483.00	(\$2,519.00)	(62.94)
	Column: [FY14CityManagerProposed]	Budget	FTE	Position Desc.			
	Description: Workers Comp Allocation of self insure.	\$1,483.00					
	Column Total:	\$1,483.00					
Budg_Cat: Personal Services - 100		\$15,114.27	\$45,853.00	\$43,334.00	\$43,334.00	(\$2,519.00)	(5.49)

City of Dover, New Hampshire

Budgeted Special Revenue Expense Detail Report

Fiscal Year: 2013-2014

Print accounts with zero balance Round to whole dollars Account on new page

From Date: 7/1/2013

To Date: 6/30/2014

Definition: FY14 City Manager Proposed

Account	Description	FY12 Actual	FY13 Adopted Budget	FY14 Department Request	FY14 City Manager Proposed	Dollar Change	Percent Change
3410.1.350.45121.4431.00000.00.000	Rec - McConnell Recreation-M	\$0.00	\$2,000.00	\$2,000.00	\$2,000.00	\$0.00	0.00
	Column: [FY14CityManagerProposed]	Budget	FTE	Position Desc.			
	Description: Fitness Center facility	\$2,000.00					
	Column Total:	\$2,000.00					
3410.1.350.45121.4433.00000.00.000	Rec - McConnell Recreation-M	\$0.00	\$3,100.00	\$3,100.00	\$3,100.00	\$0.00	0.00
	Column: [FY14CityManagerProposed]	Budget	FTE	Position Desc.			
	Description: Fitness Center equipment	\$3,100.00					
	Column Total:	\$3,100.00					
3410.1.350.45121.4435.00000.00.000	Rec - McConnell Recreation-M	\$0.00	\$0.00	\$690.00	\$690.00	\$690.00	0.00
	Column: [FY14CityManagerProposed]	Budget	FTE	Position Desc.			
	Description: Division Share of PC Replacement	\$690.00					
	Column Total:	\$690.00					
3410.1.350.45121.4443.00000.00.000	Rec - McConnell Recreation-F	\$0.00	\$5,300.00	\$5,300.00	\$5,300.00	\$0.00	0.00
	Column: [FY14CityManagerProposed]	Budget	FTE	Position Desc.			
	Description: Fitness Center Equip	\$5,300.00					
	Column Total:	\$5,300.00					
3410.1.350.45121.4524.00000.00.000	Rec - McConnell Recreation-F	\$96.45	\$192.00	\$192.00	\$192.00	\$0.00	0.00
	Column: [FY14CityManagerProposed]	Budget	FTE	Position Desc.			
	Description: Cost of LGC Public Liability Insur	\$192.00					
	Column Total:	\$192.00					
Budg_Cat: Purchased Services - 300		\$96.45	\$10,592.00	\$11,282.00	\$11,282.00	\$690.00	6.51
3410.1.350.45121.4612.00000.00.000	Rec - McConnell Recreation -	\$199.95	\$1,997.00	\$1,997.00	\$1,997.00	\$0.00	0.00
	Column: [FY14CityManagerProposed]	Budget	FTE	Position Desc.			
	Description: Program support materials	\$1,997.00					
	Column Total:	\$1,997.00					

City of Dover, New Hampshire

Budgeted Special Revenue Expense Detail Report

Fiscal Year: 2013-2014

Print accounts with zero balance Round to whole dollars Account on new page

From Date: 7/1/2013

To Date: 6/30/2014

Definition: FY14 City Manager Proposed

Account	Description	FY12 Actual	FY13 Adopted Budget	FY14 Department Request	FY14 City Manager Proposed	Dollar Change	Percent Change
3410.1.350.45121.4635.00000.00.000	Rec - McConnell Recreation-M	\$0.00	\$0.00	\$300.00	\$300.00	\$300.00	0.00
	Column: [FY14CityManagerProposed]	Budget	FTE	Position Desc.			
	Description: Rec - McConnell Recreation-Medicinal Supplies	\$300.00					
	Column Total:	\$300.00					
3410.1.350.45121.4653.00000.00.000	Rec - McConnell Recreation-M	\$0.00	\$1,000.00	\$1,000.00	\$1,000.00	\$0.00	0.00
	Column: [FY14CityManagerProposed]	Budget	FTE	Position Desc.			
	Description: Fitness Center	\$1,000.00					
	Column Total:	\$1,000.00					
Budg_Cat: Supplies - 600		\$199.95	\$2,997.00	\$3,297.00	\$3,297.00	\$300.00	10.01
3410.1.350.45121.4840.00000.00.000	Contingency	\$0.00	\$9,092.00	\$9,092.00	\$9,092.00	\$0.00	0.00
	Column: [FY14CityManagerProposed]	Budget	FTE	Position Desc.			
	Description: Fitness Center	\$9,092.00					
	Column Total:	\$9,092.00					
Budg_Cat: Other Expenses - 800		\$0.00	\$9,092.00	\$9,092.00	\$9,092.00	\$0.00	0.00
Func: McConnell Recreation - 45121		\$15,410.67	\$68,534.00	\$67,005.00	\$67,005.00	(\$1,529.00)	(2.23)

RECREATION

Division: Indoor Pool

Function 3410-45124

Mission Statement:

Provide a safe, sanitary and affordable year round indoor swimming facility for the purpose of educating the public in water safety and provide programs in fitness, Learn-to-Swim, recreation and competitive swimming.

Major Services/Responsibilities:

- Ensure safety of the patrons.
- Plan, organize and instruct swimming programs.
- Manage a yearly offering of a variety of swimming lesson program at a reasonable and self sustaining cost

Key Fiscal Year Objectives:

- Respond to the customer's needs in the development of new lesson programs
- Promote and market the programs and facility
- Increase the number of swimming lesson participants
- Increase number of classes offered
- Increase revenues
- Work on Web site based registration process

Performance Measures:

Description	FY12 Act	FY13 Est	FY14 Est
Increase memberships and attendance	56,050	58,500	59,500
Increase swimming lesson attendance	800	885	925
Add more lifeguard training and WSI classes	2/yr	3/yr	4/yr
Add more swimming classes	1 added	2 added	2 added

City of Dover, New Hampshire

Budgeted Special Revenue Expense Detail Report

Fiscal Year: 2013-2014

Print accounts with zero balance Round to whole dollars Account on new page

From Date: 7/1/2013

To Date: 6/30/2014

Definition: FY14 City Manager Proposed

Account	Description	FY12 Actual	FY13 Adopted Budget	FY14 Department Request	FY14 City Manager Proposed	Dollar Change	Percent Change
3410.1.350.45124.4110.00000.00.000	Indoor Pool - Regular Salarie	\$11,747.09	\$15,093.00	\$15,244.00	\$15,244.00	\$151.00	1.00
	Column: [FY14CityManagerProposed]	Budget	FTE	Position Desc.			
	Description: Arsenault, Michael A	(\$45,734.00)	-0.7500	75% Rec Pool			
	Description: Arsenault, Michael A	\$60,978.00	1.0000	Aquatics Facili			
	Column Total:	\$15,244.00					
3410.1.350.45124.4120.00000.00.000	Indoor Pool - Temporary Emp	\$14,288.14	\$13,231.00	\$13,231.00	\$13,231.00	\$0.00	0.00
	Column: [FY14CityManagerProposed]	Budget	FTE	Position Desc.			
	Description: 4 Rec Program Specialist II, SPT 333 hrs @ \$11.99	\$3,992.00					
	Description: 8 Rec Program Specialist I, SPT 850 hrs @ \$10.87	\$9,239.00					
	Column Total:	\$13,231.00					
3410.1.350.45124.4213.00000.00.000	Life Insurance	\$127.08	\$29.00	\$29.00	\$29.00	\$0.00	0.00
	Column: [FY14CityManagerProposed]	Budget	FTE	Position Desc.			
	Description: Life Ins Premiums to LGC Health Trust	\$29.00					
	Column Total:	\$29.00					
3410.1.350.45124.4220.00000.00.000	Indoor Pool - FICA	\$1,614.05	\$1,574.00	\$1,771.00	\$1,771.00	\$197.00	12.52
	Column: [FY14CityManagerProposed]	Budget	FTE	Position Desc.			
	Description: Cost of FICA - 6.2% of Wages	\$1,771.00					
	Column Total:	\$1,771.00					
3410.1.350.45124.4225.00000.00.000	Indoor Pool - Medicare	\$377.38	\$368.00	\$414.00	\$414.00	\$46.00	12.50
	Column: [FY14CityManagerProposed]	Budget	FTE	Position Desc.			
	Description: Cost of Medicare - 1.45% of wages	\$414.00					
	Column Total:	\$414.00					

City of Dover, New Hampshire

Budgeted Special Revenue Expense Detail Report

Fiscal Year: 2013-2014

Print accounts with zero balance Round to whole dollars Account on new page

From Date: 7/1/2013

To Date: 6/30/2014

Definition: FY14 City Manager Proposed

Account	Description	FY12 Actual	FY13 Adopted Budget	FY14 Department Request	FY14 City Manager Proposed	Dollar Change	Percent Change
3410.1.350.45124.4230.00000.00.000	Indoor Pool - Retirement	\$1,026.49	\$754.00	\$951.00	\$951.00	\$197.00	26.13
	Column: [FY14CityManagerProposed]	Budget	FTE	Position Desc.			
	Description: Cost of NH Retirement System	\$951.00					
	Column Total:	\$951.00					
3410.1.350.45124.4260.00000.00.000	Indoor Pool - Workers Comp I	\$1,701.00	\$1,701.00	\$1,035.00	\$1,035.00	(\$666.00)	(39.15)
	Column: [FY14CityManagerProposed]	Budget	FTE	Position Desc.			
	Description: Workers Comp Allocation of self insure.	\$1,035.00					
	Column Total:	\$1,035.00					
Budg_Cat: Personal Services - 100		\$30,881.23	\$32,750.00	\$32,675.00	\$32,675.00	(\$75.00)	(0.23)
3410.1.350.45124.4524.00000.00.000	Indoor Pool - Public Liab Insur	\$300.00	\$300.00	\$300.00	\$300.00	\$0.00	0.00
	Column: [FY14CityManagerProposed]	Budget	FTE	Position Desc.			
	Description: Cost of LGC Public Liability Insurance	\$300.00					
	Column Total:	\$300.00					
Budg_Cat: Purchased Services - 300		\$300.00	\$300.00	\$300.00	\$300.00	\$0.00	0.00
3410.1.350.45124.4612.00000.00.000	Indoor Pool - Operating Suppl	\$0.00	\$750.00	\$750.00	\$750.00	\$0.00	0.00
	Column: [FY14CityManagerProposed]	Budget	FTE	Position Desc.			
	Description: Supplies to support programs	\$750.00					
	Column Total:	\$750.00					
Budg_Cat: Supplies - 600		\$0.00	\$750.00	\$750.00	\$750.00	\$0.00	0.00
Func: Indoor Pool - 45124		\$31,181.23	\$33,800.00	\$33,725.00	\$33,725.00	(\$75.00)	(0.22)

This page intentionally left blank.

RECREATION

Division: Jenny Thompson Pool

Function 3410-45125

Mission Statement:

Provide a safe, sanitary and affordable outdoor swimming facility for the purpose of offering the public a recreation and competitive outdoor aquatic experience.

Major Services/Responsibilities:

- Ensure the safety of patrons
- Provide public swimming to all ages
- Maintain a clean and sanitary facility
- Run swimming lessons for the general public that are self sustaining and meet the demands of the patrons

Key Fiscal Year Objectives:

- Respond to the customer's needs
- Continue to provide a safe and sanitary facility
- Promote and market the facility aggressively
- Increase number of users
- Increase swimming lesson participants
- Develop creative programs and fundraising events
- Increase revenue

Performance Measures:

Description	FY12 Act	FY13 Est	FY14 Est
Increase programs	4	4	5
Add more swimming lesson sessions	1	1	3
Increase number of lesson participants	70	85	120

City of Dover, New Hampshire

Budgeted Special Revenue Expense Detail Report

Fiscal Year: 2013-2014

Print accounts with zero balance Round to whole dollars Account on new page

From Date: 7/1/2013

To Date: 6/30/2014

Definition: FY14 City Manager Proposed

Account	Description	FY12 Actual	FY13 Adopted Budget	FY14 Department Request	FY14 City Manager Proposed	Dollar Change	Percent Change
3410.1.350.45125.4120.00000.00.000	Thompson Pool - Temporary I	\$1,126.76	\$1,305.00	\$1,305.00	\$1,305.00	\$0.00	0.00
	Column: [FY14CityManagerProposed]	Budget	FTE	Position Desc.			
	Description: 3 Rec Program Specialist I, SPT 120hrs @ \$10.87	\$1,305.00					
	Column Total:	\$1,305.00					
3410.1.350.45125.4220.00000.00.000	Thompson Pool - FICA	\$69.86	\$81.00	\$81.00	\$81.00	\$0.00	0.00
	Column: [FY14CityManagerProposed]	Budget	FTE	Position Desc.			
	Description: Cost of FICA - 6.2% of Wages	\$81.00					
	Column Total:	\$81.00					
3410.1.350.45125.4225.00000.00.000	Thompson Pool - Medicare	\$16.33	\$19.00	\$19.00	\$19.00	\$0.00	0.00
	Column: [FY14CityManagerProposed]	Budget	FTE	Position Desc.			
	Description: Cost of Medicare - 1.45% of wages	\$19.00					
	Column Total:	\$19.00					
3410.1.350.45125.4260.00000.00.000	Workers Comp Insurance	\$0.00	\$0.00	\$589.00	\$589.00	\$589.00	0.00
	Column: [FY14CityManagerProposed]	Budget	FTE	Position Desc.			
	Description: Workers Comp allocation of self insurance	\$589.00					
	Column Total:	\$589.00					
Budg_Cat: Personal Services - 100		\$1,212.95	\$1,405.00	\$1,994.00	\$1,994.00	\$589.00	41.92
3410.1.350.45125.4524.00000.00.000	Thompson Pool - Public Liab I	\$9.76	\$10.00	\$10.00	\$10.00	\$0.00	0.00
	Column: [FY14CityManagerProposed]	Budget	FTE	Position Desc.			
	Description: Cost of LGC Public Liability Insurance	\$10.00					
	Column Total:	\$10.00					
3410.1.350.45125.4591.00000.00.000	Thompson Pool - Special Prog	\$569.50	\$0.00	\$0.00	\$0.00	\$0.00	0.00

City of Dover, New Hampshire

Budgeted Special Revenue Expense Detail Report

Fiscal Year: 2013-2014

Print accounts with zero balance Round to whole dollars Account on new page

From Date: 7/1/2013

To Date: 6/30/2014

Definition: FY14 City Manager Proposed

Account	Description	FY12 Actual	FY13 Adopted Budget	FY14 Department Request	FY14 City Manager Proposed	Dollar Change	Percent Change
Budg_Cat: Purchased Services - 300		\$579.26	\$10.00	\$10.00	\$10.00	\$0.00	0.00
3410.1.350.45125.4741.00000.00.000	Thompson Pool - Machinery 8	\$15,790.00	\$0.00	\$0.00	\$0.00	\$0.00	0.00
Budg_Cat: Capital Outlay - 700		\$15,790.00	\$0.00	\$0.00	\$0.00	\$0.00	0.00
Func: Thompson Pool - 45125		\$17,582.21	\$1,415.00	\$2,004.00	\$2,004.00	\$589.00	41.63

This page intentionally left blank.

RECREATION

Division: McConnell Center Senior Program /Travel

Function 3410-45126

Mission Statement:

To develop and provide high quality, affordable and accessible recreation programs and facilities. To encourage participation of senior citizens in the community in a variety of activities locally and through opportunities to travel. To maximize the use of the Senior facilities at the McConnell Center and the related spaces in the building and other community facilities.

Major Services/Responsibilities:

- Provide space for senior recreation programs and community activities
- Run a variety of social, health, educational and cultural recreation activities
- Coordinate and promote a variety of regularly scheduled activities
- Maintain a budget that allows for maintenance and growth of programs

Key Fiscal Year Objectives:

- To expand fitness programs to include more strength training for seniors
- To add more long distance travel programs and trips and to market widely
- To investigate the additional local travel programs
- To begin new programming activities for people with mobility and health issues

Performance Measures:

Description	FY12 Act	FY13 Est	FY14 Est
Add more fitness classes	1	4	4
Expand number of long distance trips	2	3	5
Increase enrollment in fitness classes	75	85	95
Add new senior programs	1	4	4

City of Dover, New Hampshire

Budgeted Special Revenue Expense Detail Report

Fiscal Year: 2013-2014

Print accounts with zero balance Round to whole dollars Account on new page

From Date: 7/1/2013

To Date: 6/30/2014

Definition: FY14 City Manager Proposed

Account	Description	FY12 Actual	FY13 Adopted Budget	FY14 Department Request	FY14 City Manager Proposed	Dollar Change	Percent Change
3410.1.350.45126.4115.00000.00.000	McConnell Ctr Senior Prgms/Trvl	\$7,553.65	\$10,982.00	\$11,269.00	\$11,269.00	\$287.00	2.61
Column: [FY14CityManagerProposed]		Budget	FTE	Position Desc.			
Description: Kelly, Mary		\$11,269.00	0.3750	Rec Prog Specia			
Column Total:		\$11,269.00					
3410.1.350.45126.4120.00000.00.000	McConnell Ctr Senior Prgms/Trvl	\$26,303.00	\$23,514.00	\$23,514.00	\$23,514.00	\$0.00	0.00
Column: [FY14CityManagerProposed]		Budget	FTE	Position Desc.			
Description: 1 Rec Program Specialist III SPT 600 hrs @ \$12.87		\$7,722.00					
Description: 2 Rec Program Associate I SPT 800 hrs @ \$9.87		\$15,792.00					
Column Total:		\$23,514.00					
3410.1.350.45126.4130.00000.00.000	McConnell Ctr Senior Prgms/Trvl	\$136.87	\$0.00	\$0.00	\$0.00	\$0.00	0.00
3410.1.350.45126.4220.00000.00.000	McConnell Ctr Senior Prgms/Trvl	\$2,119.42	\$2,139.00	\$2,207.00	\$2,207.00	\$68.00	3.18
Column: [FY14CityManagerProposed]		Budget	FTE	Position Desc.			
Description: Cost of FICA - 6.2% of Wages		\$2,207.00					
Column Total:		\$2,207.00					
3410.1.350.45126.4225.00000.00.000	McConnell Ctr Senior Prgms/Trvl	\$492.94	\$500.00	\$516.00	\$516.00	\$16.00	3.20
Column: [FY14CityManagerProposed]		Budget	FTE	Position Desc.			
Description: Cost of Medicare - 1.45% of wages		\$516.00					
Column Total:		\$516.00					
3410.1.350.45126.4230.00000.00.000	McConnell Ctr Senior Prgms/Trvl	(\$47.71)	\$0.00	\$0.00	\$0.00	\$0.00	0.00
3410.1.350.45126.4260.00000.00.000	McConnell Ctr Senior Prgms/Trvl	\$0.00	\$0.00	\$922.00	\$922.00	\$922.00	0.00
Column: [FY14CityManagerProposed]		Budget	FTE	Position Desc.			
Description: McConnell Ctr Senior Prgms/Trvl-Workers Comp		\$922.00					
Column Total:		\$922.00					

City of Dover, New Hampshire

Budgeted Special Revenue Expense Detail Report

Fiscal Year: 2013-2014

Print accounts with zero balance Round to whole dollars Account on new page

From Date: 7/1/2013

To Date: 6/30/2014

Definition: FY14 City Manager Proposed

Account	Description	FY12 Actual	FY13 Adopted Budget	FY14 Department Request	FY14 City Manager Proposed	Dollar Change	Percent Change
Budg_Cat: Personal Services - 100		\$36,558.17	\$37,135.00	\$38,428.00	\$38,428.00	\$1,293.00	3.48
3410.1.350.45126.4435.00000.00.000	Maint Chrgs - Office Equipme	\$0.00	\$0.00	\$336.00	\$336.00	\$336.00	0.00
	Column: [FY14CityManagerProposed]	Budget	FTE	Position Desc.			
	Description: Division share of PC Replacement	\$336.00					
	Column Total:	\$336.00					
3410.1.350.45126.4443.00000.00.000	McConnell Ctr Senior Prgms/T	\$87,379.70	\$170,000.00	\$170,000.00	\$170,000.00	\$0.00	0.00
	Column: [FY14CityManagerProposed]	Budget	FTE	Position Desc.			
	Description: Bus Trips/Travel Program	\$170,000.00					
	Column Total:	\$170,000.00					
3410.1.350.45126.4524.00000.00.000	McConnell Ctr Senior Prgms/T	\$331.56	\$332.00	\$332.00	\$332.00	\$0.00	0.00
	Column: [FY14CityManagerProposed]	Budget	FTE	Position Desc.			
	Description: Cost of LGC Public Liability Insurance	\$332.00					
	Column Total:	\$332.00					
3410.1.350.45126.4591.00000.00.000	McConnell Ctr Senior Prgms/T	\$3,809.32	\$15,000.00	\$15,000.00	\$15,000.00	\$0.00	0.00
	Column: [FY14CityManagerProposed]	Budget	FTE	Position Desc.			
	Description: Senior Programs	\$15,000.00					
	Column Total:	\$15,000.00					
Budg_Cat: Purchased Services - 300		\$91,520.58	\$185,332.00	\$185,668.00	\$185,668.00	\$336.00	0.18
3410.1.350.45126.4612.00000.00.000	McConnell Senior Programs/T	\$3,659.59	\$5,000.00	\$5,000.00	\$5,000.00	\$0.00	0.00
	Column: [FY14CityManagerProposed]	Budget	FTE	Position Desc.			
	Description: Operating Supplies	\$5,000.00					
	Column Total:	\$5,000.00					

City of Dover, New Hampshire

Budgeted Special Revenue Expense Detail Report

Fiscal Year: 2013-2014

 Print accounts with zero balance
 Round to whole dollars
 Account on new page

From Date: 7/1/2013

To Date: 6/30/2014

Definition: FY14 City Manager Proposed

Account	Description	FY12 Actual	FY13 Adopted Budget	FY14 Department Request	FY14 City Manager Proposed	Dollar Change	Percent Change
3410.1.350.45126.4615.00000.00.000	McConnell Senior Programs/T	\$781.25	\$1,000.00	\$1,000.00	\$1,000.00	\$0.00	0.00
	Column: [FY14CityManagerProposed]	Budget	FTE	Position Desc.			
	Description: McConnell Senior Programs/Travel - Clothing & Unif	\$1,000.00					
	Column Total:	\$1,000.00					
Budg_Cat: Supplies - 600		\$4,440.84	\$6,000.00	\$6,000.00	\$6,000.00	\$0.00	0.00
Func: McConnell Senior Programs/Travel - 45126		\$132,519.59	\$228,467.00	\$230,096.00	\$230,096.00	\$1,629.00	0.71

RECREATION

Division: Ice Arena – Camp Kool **Function 3410-45149**

Mission Statement:

To properly provide and operate the Arena Camp Kool summer camp program.

Major Services/Responsibilities:

- Operate and Provide 8 week youth day camp program for ages 6 to 12
- Scheduling and marketing of 8 week camp program

Key Fiscal Year Objectives:

- Provide a high level of customer service.
- Provide a quality and safe program for campers.
- Staff orientation and training
- Focus operations and staff on a high level of customer service and increased amount of customer communications and feedback

Performance Measures:

Description	FY12 Act	FY13 Est	FY14 Est
Continue growth in average weekly attendance	50/wk	52/wk	53/wk
Expand camp trips/ summer	12	14	16
Develop new activities	4	5	6

City of Dover, New Hampshire

Budgeted Special Revenue Expense Detail Report

Fiscal Year: 2013-2014

Print accounts with zero balance Round to whole dollars Account on new page

From Date: 7/1/2013

To Date: 6/30/2014

Definition: FY14 City Manager Proposed

Account	Description	FY12 Actual	FY13 Adopted Budget	FY14 Department Request	FY14 City Manager Proposed	Dollar Change	Percent Change
3410.1.350.45149.4110.00000.00.000	Camp Kool -Regular Salaried	\$12,774.16	\$17,371.00	\$16,359.00	\$16,359.00	(\$1,012.00)	(5.83)
	Column: [FY14CityManagerProposed]	Budget	FTE	Position Desc.			
	Description: McNulty, Patrick K	(\$49,076.00)	-0.7500	75% Arena			
	Description: McNulty, Patrick K	\$65,435.00	1.0000	Arena Facility			
	Column Total:	\$16,359.00					
3410.1.350.45149.4120.00000.00.000	Camp Kool -Temporary Empl	\$20,868.44	\$21,344.00	\$21,344.00	\$21,344.00	\$0.00	0.00
	Column: [FY14CityManagerProposed]	Budget	FTE	Position Desc.			
	Description: Camp Kool Director 420 hrs @ \$13.22	\$5,552.00					
	Description: Camp Kool Employees 1,600 hrs @ \$9.87	\$15,792.00					
	Column Total:	\$21,344.00					
3410.1.350.45149.4130.00000.00.000	Camp Kool -Overtime Pay	\$784.98	\$300.00	\$300.00	\$300.00	\$0.00	0.00
	Column: [FY14CityManagerProposed]	Budget	FTE	Position Desc.			
	Description: Overtime Costs	\$300.00					
	Column Total:	\$300.00					
3410.1.350.45149.4211.00000.00.000	Health Insurance	\$3,306.79	\$3,541.00	\$4,567.00	\$4,567.00	\$1,026.00	28.97
	Column: [FY14CityManagerProposed]	Budget	FTE	Position Desc.			
	Description: Medical Premiums to LGC HealthTrust	\$4,567.00					
	Column Total:	\$4,567.00					
3410.1.350.45149.4212.00000.00.000	Dental Insurance	\$184.14	\$146.00	\$184.00	\$184.00	\$38.00	26.03
	Column: [FY14CityManagerProposed]	Budget	FTE	Position Desc.			
	Description: Dental Premiums to LGC HealthTrust	\$184.00					
	Column Total:	\$184.00					

City of Dover, New Hampshire

Budgeted Special Revenue Expense Detail Report

Fiscal Year: 2013-2014

Print accounts with zero balance Round to whole dollars Account on new page

From Date: 7/1/2013

To Date: 6/30/2014

Definition: FY14 City Manager Proposed

Account	Description	FY12 Actual	FY13 Adopted Budget	FY14 Department Request	FY14 City Manager Proposed	Dollar Change	Percent Change
3410.1.350.45149.4213.00000.00.000	Life Insurance	\$28.08	\$31.00	\$39.00	\$39.00	\$8.00	25.81
	Column: [FY14CityManagerProposed]	Budget	FTE	Position Desc.			
	Description: Life Insurance Premiums	\$39.00					
	Column Total:	\$39.00					
3410.1.350.45149.4220.00000.00.000	Camp Kool -FICA	\$2,082.64	\$2,120.00	\$2,274.00	\$2,274.00	\$154.00	7.26
	Column: [FY14CityManagerProposed]	Budget	FTE	Position Desc.			
	Description: Cost of FICA - 6.2% of Wages	\$2,274.00					
	Column Total:	\$2,274.00					
3410.1.350.45149.4225.00000.00.000	Camp Kool -Medicare	\$487.03	\$496.00	\$532.00	\$532.00	\$36.00	7.26
	Column: [FY14CityManagerProposed]	Budget	FTE	Position Desc.			
	Description: Cost of Medicare - 1.45% of wages	\$532.00					
	Column Total:	\$532.00					
3410.1.350.45149.4230.00000.00.000	Camp Kool -Retirement	\$1,049.26	\$1,192.00	\$1,783.00	\$1,783.00	\$591.00	49.58
	Column: [FY14CityManagerProposed]	Budget	FTE	Position Desc.			
	Description: Cost of NH Retirement System payments	\$1,783.00					
	Column Total:	\$1,783.00					
Budg_Cat: Personal Services - 100		\$41,565.52	\$46,541.00	\$47,382.00	\$47,382.00	\$841.00	1.81
3410.1.350.45149.4443.00000.00.000	Camp Kool -Rental of Equipm	\$2,876.64	\$3,038.00	\$3,038.00	\$3,038.00	\$0.00	0.00
	Column: [FY14CityManagerProposed]	Budget	FTE	Position Desc.			
	Description: Camp Kool Busing	\$3,038.00					
	Column Total:	\$3,038.00					

City of Dover, New Hampshire

Budgeted Special Revenue Expense Detail Report

Fiscal Year: 2013-2014

 Print accounts with zero balance Round to whole dollars Account on new page

From Date: 7/1/2013

To Date: 6/30/2014

Definition: FY14 City Manager Proposed

Account	Description	FY12 Actual	FY13 Adopted Budget	FY14 Department Request	FY14 City Manager Proposed	Dollar Change	Percent Change
3410.1.350.45149.4524.00000.00.000	Camp Kool -Public Liab Insur	\$252.74	\$253.00	\$253.00	\$253.00	\$0.00	0.00
	Column: [FY14CityManagerProposed]	Budget	FTE	Position Desc.			
	Description: Cost of LGC Public Liability Insurance	\$253.00					
	Column Total:	\$253.00					
3410.1.350.45149.4591.00000.00.000	Camp Kool -Special Programs	\$1,129.00	\$1,500.00	\$1,500.00	\$1,500.00	\$0.00	0.00
	Column: [FY14CityManagerProposed]	Budget	FTE	Position Desc.			
	Description: Special Programs	\$1,500.00					
	Column Total:	\$1,500.00					
Budg_Cat: Purchased Services - 300		\$4,258.38	\$4,791.00	\$4,791.00	\$4,791.00	\$0.00	0.00
3410.1.350.45149.4612.00000.00.000	Camp Kool -Operating Supplie	\$925.47	\$750.00	\$750.00	\$750.00	\$0.00	0.00
	Column: [FY14CityManagerProposed]	Budget	FTE	Position Desc.			
	Description: Camp Kool Operating Supplies	\$750.00					
	Column Total:	\$750.00					
3410.1.350.45149.4615.00000.00.000	Camp Kool -Clothing & Unifon	\$675.65	\$350.00	\$350.00	\$350.00	\$0.00	0.00
	Column: [FY14CityManagerProposed]	Budget	FTE	Position Desc.			
	Description: Staff Shirts	\$350.00					
	Column Total:	\$350.00					
Budg_Cat: Supplies - 600		\$1,601.12	\$1,100.00	\$1,100.00	\$1,100.00	\$0.00	0.00
Func: Arena - 45149		\$47,425.02	\$52,432.00	\$53,273.00	\$53,273.00	\$841.00	1.60

City of Dover, New Hampshire

Budgeted Special Revenue Expense Detail Report

Fiscal Year: 2013-2014

Print accounts with zero balance Round to whole dollars Account on new page

From Date: 7/1/2013

To Date: 6/30/2014

Definition: FY14 City Manager Proposed

Account	Description	FY12 Actual	FY13 Adopted Budget	FY14 Department Request	FY14 City Manager Proposed	Dollar Change	Percent Change
Grand Total:		\$327,708.92	\$588,878.00	\$580,723.00	\$580,723.00	(\$8,155.00)	(1.38)

End of Report

This page intentionally left blank.

PUBLIC LIBRARY

TAB 13

PUBLIC LIBRARY

TAB 13

PUBLIC LIBRARY

Division: Public Library

Function 45500

Mission Statement:

The Dover Public Library supports lifelong enjoyment of reading and learning, effectively delivering what we call “Solutions and Delight”. The focus of our staff, collections, programs and facilities is the provision of a broad range of information services, in multiple formats, which entertain, enlighten, empower, educate and enrich the citizens we serve.

Major Services/Responsibilities:

- To serve as both a physical space and virtual portal for the discovery of ideas, the joy of reading, and the power of information.
- To cultivate reading and learning activities for youth and teens: story times, homework help, enrichment and entertainment experiences, and summer reading programs.
- To offer research assistance, readers’ advisory services, and technical guidance in the use of electronic, online, and e-reader resources.
- To provide customer-focused library services through our website, including digitized resources, comprehensive research databases, and social software tools.
- To fill, through interlibrary loan services, patron requests for books and materials from libraries world-wide.
- To function as a community repository, preserving, and making accessible, an extensive collection of historical materials about Dover, the seacoast region and NH.
- To support our client libraries in the five Dover public schools by providing system administration for our shared library automation system.

Key Fiscal Year Objectives:

- In collaboration with the School Department, install and implement a new Library Automation System for the 6 Dovernet libraries.
- Redesign the library’s website with new content, new features, and user-friendly access.
- Continue successful outreach to patrons via social software platforms in order to promote the library, publicize services, and encourage use.
- Repair walls, woodwork, soffits and ceilings in the “addition” area on the Main floor.
- Partner with local agencies and organizations to co-sponsor programs and share resources, contributing to Dover’s sense of community and cohesiveness.

Performance Measures:

Description	FY12 Act	FY13 Est	FY14 Est
Total circulation	291,515	293,262	294,000
New patrons registered	1,706	2,000	2,000
Holds filled	18,066	18,100	18,500
Visitors	184,517	185,000	186,000
Registered borrowers	29,504	31,000	31,000
Meetings hosted	660	800	800
Public Internet uses (does not incl. Wi-Fi)	25,241	22,000	22,000

City of Dover, New Hampshire

General Fund Expenditure Detail Report

Fiscal Year: 2013-2014

 Print accounts with zero balance
 Round to whole dollars
 Account on new page

From Date: 7/1/2013

To Date: 6/30/2014

Definition: FY14 City Manager Proposed

Account	Description	FY12 Actual	FY13 Adopted Budget	FY14 Department Request	FY14 City Manager Proposed	Dollar Change	Percent Change
---------	-------------	-------------	---------------------	-------------------------	----------------------------	---------------	----------------

1000.1.390.45500.4110.00000.00.000	Public Library-Regular Salarie	\$98,916.15	\$94,352.00	\$96,522.00	\$96,522.00	\$2,170.00	2.30
Column: [FY14CityManagerProposed]		Budget	FTE	Position Desc.			
	Description: Beaudoin, Cathleen C	\$96,522.00	0.8750	Director of Pub			
	Column Total:	\$96,522.00					

City of Dover, New Hampshire

General Fund Expenditure Detail Report

Fiscal Year: 2013-2014

Print accounts with zero balance Round to whole dollars Account on new page

From Date: 7/1/2013

To Date: 6/30/2014

Definition: FY14 City Manager Proposed

Account	Description	FY12 Actual	FY13 Adopted Budget	FY14 Department Request	FY14 City Manager Proposed	Dollar Change	Percent Change
1000.1.390.45500.4115.00000.00.000	Public Library-Regular Hourly	\$516,035.22	\$543,280.00	\$537,071.00	\$537,071.00	(\$6,209.00)	(1.14)

Column: [FY14CityManagerProposed]

Description	Budget	FTE	Position Desc.
Description: 457 Incentive Pay	\$1,196.00		457 Incentive
Description: Anderson, Nancy T	\$19,483.00	0.6750	Library Asst II
Description: Cherim, Lilah	\$6,662.00	0.3000	Library Page
Description: Choisnet, Meaghan	\$8,721.00	0.3250	Library Asst I
Description: Diesel, Sandra	\$21,269.00	0.5750	Library Assista
Description: Gillies, Jocelin	\$17,888.00	0.6375	Library Asst I
Description: Gray, Marilyn	\$9,015.00	0.3875	Library Page
Description: Gutowski, Russell A	\$33,677.00	1.0000	Custodian
Description: LaFrance, Denise A	\$62,384.00	1.0000	Librarian II
Description: Lockhardt, Aimee	\$16,160.00	0.6750	Library Asst I
Description: Mayer-Gottlob, Karin	\$26,816.00	0.7250	Library Asst I
Description: Nelson, Anne N	\$25,231.00	0.6250	Library Asst I
Description: Openo, Phuong	\$27,431.00	0.6250	Librarian I
Description: Rano, Joanne M	\$16,232.00	0.5000	Acct Clerk II
Description: Sick Buy Out	\$600.00		
Description: Steele, Abigail E	\$7,354.00	0.3000	Library Page
Description: Thorner, Kathleen A	\$43,005.00	0.8750	Librarian I
Description: Thrasher, Margaret	\$60,828.00	1.0000	Librarian II
Description: Tremblay, Carolyn	\$54,581.00	0.8750	Librarian II
Description: Vincent, Susan J	\$26,817.00	0.7250	Library Asst I
Description: Weinberger, Christina	\$8,716.00	0.3250	Library Asst I
Description: Winter, Barbara	\$43,005.00	0.8750	Librarian I
Column Total:	\$537,071.00		

City of Dover, New Hampshire

General Fund Expenditure Detail Report

Fiscal Year: 2013-2014

 Print accounts with zero balance
 Round to whole dollars
 Account on new page

From Date: 7/1/2013

To Date: 6/30/2014

Definition: FY14 City Manager Proposed

Account	Description	FY12 Actual	FY13 Adopted Budget	FY14 Department Request	FY14 City Manager Proposed	Dollar Change	Percent Change
1000.1.390.45500.4130.00000.00.000	Public Library-Overtime Pay	\$46.14	\$400.00	\$400.00	\$400.00	\$0.00	0.00
	Column: [FY14CityManagerProposed]	Budget	FTE	Position Desc.			
	Description: Custodian overtime for snowstorms	\$400.00					
	Column Total:	\$400.00					
1000.1.390.45500.4170.00000.00.000	Public Library-Longevity Pay	\$13,267.67	\$13,080.00	\$12,170.00	\$12,170.00	(\$910.00)	(6.96)
	Column: [FY14CityManagerProposed]	Budget	FTE	Position Desc.			
	Description: 2 FT @ 10--14 yrs	\$1,600.00					
	Description: 4 FT @ 20+ yrs	\$6,400.00					
	Description: 7 PT @ various yrs	\$4,170.00					
	Column Total:	\$12,170.00					
1000.1.390.45500.4211.00000.00.000	Public Library-Health Insuranc	\$85,378.88	\$93,187.00	\$99,423.00	\$98,284.00	\$5,097.00	5.47
	Column: [FY14CityManagerProposed]	Budget	FTE	Position Desc.			
	Description: Medical Premiums to LGC HealthTrust	\$99,423.00					
	Description: z CM Reduction - Savings Actual Rate vs GMR	(\$1,139.00)					
	Column Total:	\$98,284.00					
1000.1.390.45500.4212.00000.00.000	Public Library-Dental Insuranc	\$5,563.40	\$4,388.00	\$4,439.00	\$4,439.00	\$51.00	1.16
	Column: [FY14CityManagerProposed]	Budget	FTE	Position Desc.			
	Description: Public Library-Dental Insurance	\$4,439.00					
	Column Total:	\$4,439.00					
1000.1.390.45500.4213.00000.00.000	Public Library-Life Insurance	\$1,015.44	\$944.00	\$946.00	\$946.00	\$2.00	0.21
	Column: [FY14CityManagerProposed]	Budget	FTE	Position Desc.			
	Description: Life Premiums to LGC HealthTrust	\$946.00					
	Column Total:	\$946.00					

City of Dover, New Hampshire

General Fund Expenditure Detail Report

Fiscal Year: 2013-2014

Print accounts with zero balance Round to whole dollars Account on new page

From Date: 7/1/2013

To Date: 6/30/2014

Definition: FY14 City Manager Proposed

Account	Description	FY12 Actual	FY13 Adopted Budget	FY14 Department Request	FY14 City Manager Proposed	Dollar Change	Percent Change
1000.1.390.45500.4214.00000.00.000	Public Library-Disability Insur	\$639.12	\$722.00	\$724.00	\$724.00	\$2.00	0.28
	Column: [FY14CityManagerProposed]	Budget	FTE	Position Desc.			
	Description: Disability Premiums	\$724.00					
	Column Total:	\$724.00					
1000.1.390.45500.4220.00000.00.000	Public Library-FICA	\$39,105.15	\$38,871.00	\$38,530.00	\$38,530.00	(\$341.00)	(0.88)
	Column: [FY14CityManagerProposed]	Budget	FTE	Position Desc.			
	Description: Cost of FICA - 6.2% of Wages	\$38,530.00					
	Column Total:	\$38,530.00					
1000.1.390.45500.4225.00000.00.000	Public Library-Medicare	\$9,145.41	\$9,091.00	\$9,011.00	\$9,011.00	(\$80.00)	(0.88)
	Column: [FY14CityManagerProposed]	Budget	FTE	Position Desc.			
	Description: Cost of Medicare - 1.45 % of wages	\$9,011.00					
	Column Total:	\$9,011.00					
1000.1.390.45500.4230.00000.00.000	Public Library-Retirement	\$34,954.96	\$35,498.00	\$43,526.00	\$43,526.00	\$8,028.00	22.62
	Column: [FY14CityManagerProposed]	Budget	FTE	Position Desc.			
	Description: Cost of NH Retirement System payments	\$43,526.00					
	Column Total:	\$43,526.00					
1000.1.390.45500.4240.00000.00.000	Public Library-Staff Developm	\$799.00	\$1,000.00	\$1,000.00	\$1,000.00	\$0.00	0.00
	Column: [FY14CityManagerProposed]	Budget	FTE	Position Desc.			
	Description: Courses, workshops, conferences	\$1,000.00					
	Column Total:	\$1,000.00					
1000.1.390.45500.4260.00000.00.000	Public Library-Worker's Comp	\$1,320.96	\$1,321.00	\$2,471.00	\$2,471.00	\$1,150.00	87.06
	Column: [FY14CityManagerProposed]	Budget	FTE	Position Desc.			
	Description: Workers Comp allocation of self insur.	\$2,471.00					
	Column Total:	\$2,471.00					

City of Dover, New Hampshire

General Fund Expenditure Detail Report

Fiscal Year: 2013-2014

 Print accounts with zero balance
 Round to whole dollars
 Account on new page

From Date: 7/1/2013

To Date: 6/30/2014

Definition: FY14 City Manager Proposed

Account	Description	FY12 Actual	FY13 Adopted Budget	FY14 Department Request	FY14 City Manager Proposed	Dollar Change	Percent Change
1000.1.390.45500.4290.00000.00.000	Public Library-FSA Fees	\$126.00	\$132.00	\$132.00	\$132.00	\$0.00	0.00
	Column: [FY14CityManagerProposed]	Budget	FTE	Position Desc.			
	Description: Admin fees - Flexible Spending Accts	\$132.00					
	Column Total:	\$132.00					
Budg_Cat: Personal Services - 100		\$806,313.50	\$836,266.00	\$846,365.00	\$845,226.00	\$8,960.00	1.07
1000.1.390.45500.4336.00000.00.000	Public Library-Medical Service	\$303.00	\$400.00	\$400.00	\$400.00	\$0.00	0.00
	Column: [FY14CityManagerProposed]	Budget	FTE	Position Desc.			
	Description: New Employee Physical Exams	\$400.00					
	Column Total:	\$400.00					
1000.1.390.45500.4341.00000.00.000	Public Library - Technical Ser	\$549.33	\$700.00	\$700.00	\$700.00	\$0.00	0.00
	Column: [FY14CityManagerProposed]	Budget	FTE	Position Desc.			
	Description: Microfilm Fosters & Sunday Citizen	\$700.00					
	Column Total:	\$700.00					
1000.1.390.45500.4411.00000.00.000	Public Library-Water And Sew	\$1,365.47	\$1,708.00	\$1,573.00	\$1,573.00	(\$135.00)	(7.90)
	Column: [FY14CityManagerProposed]	Budget	FTE	Position Desc.			
	Description: Backflow Preventer test	\$60.00					
	Description: Energy Savings Estimate FY14	(\$1,363.00)					
	Description: Meter rental	\$53.00					
	Description: Sewer Usage Charges	\$1,409.00					
	Description: Water firelines maintenance fee	\$280.00					
	Description: Water Usage Charges	\$1,134.00					
	Column Total:	\$1,573.00					

City of Dover, New Hampshire

General Fund Expenditure Detail Report

Fiscal Year: 2013-2014

Print accounts with zero balance Round to whole dollars Account on new page

From Date: 7/1/2013

To Date: 6/30/2014

Definition: FY14 City Manager Proposed

Account	Description	FY12 Actual	FY13 Adopted Budget	FY14 Department Request	FY14 City Manager Proposed	Dollar Change	Percent Change
1000.1.390.45500.4423.00000.00.000	Public Library - Cleaning Serv	\$0.00	\$1,500.00	\$1,500.00	\$1,500.00	\$0.00	0.00
	Column: [FY14CityManagerProposed]	Budget	FTE	Position Desc.			
	Description: Carpet and upholstery cleaning	\$1,500.00					
	Column Total:	\$1,500.00					
1000.1.390.45500.4431.00000.00.000	Public Library-Maint Chrgs - B	\$4,728.53	\$4,190.00	\$4,500.00	\$4,500.00	\$310.00	7.40
	Column: [FY14CityManagerProposed]	Budget	FTE	Position Desc.			
	Description: Air conditioning repairs/maintenance	\$400.00					
	Description: Alarm systems testing/maintenance	\$650.00					
	Description: Electrical repairs	\$650.00					
	Description: Furnace & radiators: insp., repairs, maintenance	\$1,000.00					
	Description: Plumbing repairs	\$300.00					
	Description: Sprinkler repairs/maintenance	\$700.00					
	Description: Turf treatments/spraying	\$800.00					
	Column Total:	\$4,500.00					
1000.1.390.45500.4433.00000.00.000	Public Library-Maint Chrgs - E	\$1,464.50	\$1,950.00	\$2,250.00	\$2,250.00	\$300.00	15.38
	Column: [FY14CityManagerProposed]	Budget	FTE	Position Desc.			
	Description: Annual fire alarm service test	\$500.00					
	Description: Annual sprinkler/elevator recall test	\$250.00					
	Description: Elevator maintenance & inspections	\$800.00					
	Description: Elevator repairs	\$500.00					
	Description: Fire extinguishers inspection	\$100.00					
	Description: State elevator certificates (2)	\$100.00					
	Column Total:	\$2,250.00					

City of Dover, New Hampshire

General Fund Expenditure Detail Report

Fiscal Year: 2013-2014

 Print accounts with zero balance Round to whole dollars Account on new page

From Date: 7/1/2013

To Date: 6/30/2014

Definition: FY14 City Manager Proposed

Account	Description	FY12 Actual	FY13 Adopted Budget	FY14 Department Request	FY14 City Manager Proposed	Dollar Change	Percent Change
1000.1.390.45500.4435.00000.00.000	Public Library-Maint Chrgs - C	\$23,700.49	\$22,933.00	\$15,736.00	\$15,736.00	(\$7,197.00)	(31.38)
Column: [FY14CityManagerProposed]		Budget	FTE	Position Desc.			
	Description: 1/2 Share Dynix Hardware Maintenance	\$1,583.00					
	Description: 1/2 Share Dynix Software Maintenance	\$4,292.00					
	Description: Division share of DoverNet support	\$4,296.00					
	Description: Division share of PC Replacement	\$3,205.00					
	Description: Equipment not under contract	\$600.00					
	Description: Laminator maintenance contract	\$359.00					
	Description: Microfilm reader/printer maint. contract	\$701.00					
	Description: Software maint. & upgrades	\$560.00					
	Description: Typewriter maintenance 2 @ \$70	\$140.00					
	Column Total:	\$15,736.00					
1000.1.390.45500.4443.00000.00.000	Public Library - Rental of Equi	\$1,433.40	\$1,434.00	\$0.00	\$0.00	(\$1,434.00)	(100.00)
1000.1.390.45500.4521.00000.00.000	Public Library-Property Insura	\$3,751.57	\$3,912.00	\$4,164.00	\$4,164.00	\$252.00	6.44
Column: [FY14CityManagerProposed]		Budget	FTE	Position Desc.			
	Description: Cost of LGC Property Insur	\$4,164.00					
	Column Total:	\$4,164.00					
1000.1.390.45500.4524.00000.00.000	Public Library-Public Liab Insu	\$5,393.13	\$5,393.00	\$5,393.00	\$5,393.00	\$0.00	0.00
Column: [FY14CityManagerProposed]		Budget	FTE	Position Desc.			
	Description: Cost of LGC Public Liability Insur	\$5,393.00					
	Column Total:	\$5,393.00					
1000.1.390.45500.4531.00000.00.000	Telecommunications	\$5,738.03	\$6,120.00	\$3,500.00	\$3,500.00	(\$2,620.00)	(42.81)
Column: [FY14CityManagerProposed]		Budget	FTE	Position Desc.			
	Description: Services/equipment for voice, fax, data, wireless	\$3,500.00					
	Column Total:	\$3,500.00					

Printed: 04/03/2013 7:50:57 PM

Report:

3.1.24

Page:

226

City of Dover, New Hampshire

General Fund Expenditure Detail Report

Fiscal Year: 2013-2014

Print accounts with zero balance Round to whole dollars Account on new page

From Date: 7/1/2013

To Date: 6/30/2014

Definition: FY14 City Manager Proposed

Account	Description	FY12 Actual	FY13 Adopted Budget	FY14 Department Request	FY14 City Manager Proposed	Dollar Change	Percent Change
1000.1.390.45500.4534.00000.00.000	Public Library-Postage	\$1,499.62	\$2,021.00	\$1,460.00	\$1,460.00	(\$561.00)	(27.76)
	Column: [FY14CityManagerProposed]	Budget	FTE	Position Desc.			
	Description: Certified letters	\$575.00	100 @ \$5.75				
	Description: Overdue notices & bills	\$460.00	1000 @ \$.46				
	Description: Regular mail & 4th class packages	\$425.00					
	Column Total:	\$1,460.00					
1000.1.390.45500.4540.00000.00.000	Public Library-Advertising	\$60.00	\$500.00	\$500.00	\$500.00	\$0.00	0.00
	Column: [FY14CityManagerProposed]	Budget	FTE	Position Desc.			
	Description: Job ads to fill possible vacancies	\$500.00					
	Column Total:	\$500.00					
1000.1.390.45500.4550.00000.00.000	Public Library-Printing And Binding	\$0.00	\$450.00	\$450.00	\$450.00	\$0.00	0.00
	Column: [FY14CityManagerProposed]	Budget	FTE	Position Desc.			
	Description: Brochures	\$200.00					
	Description: Rebinding books	\$250.00					
	Column Total:	\$450.00					
1000.1.390.45500.4580.00000.00.000	Public Library-Travel Expense	\$2,262.10	\$1,200.00	\$1,200.00	\$1,200.00	\$0.00	0.00
	Column: [FY14CityManagerProposed]	Budget	FTE	Position Desc.			
	Description: Travel expenses for conferences, meetings, mileage	\$1,200.00					
	Column Total:	\$1,200.00					
Budg_Cat: Purchased Services - 300		\$52,249.17	\$54,411.00	\$43,326.00	\$43,326.00	(\$11,085.00)	(20.37)

City of Dover, New Hampshire

General Fund Expenditure Detail Report

Fiscal Year: 2013-2014

 Print accounts with zero balance
 Round to whole dollars
 Account on new page

From Date: 7/1/2013

To Date: 6/30/2014

Definition: FY14 City Manager Proposed

Account	Description	FY12 Actual	FY13 Adopted Budget	FY14 Department Request	FY14 City Manager Proposed	Dollar Change	Percent Change
1000.1.390.45500.4611.00000.00.000	Public Library-Office Supplies	\$10,243.32	\$9,914.00	\$10,959.00	\$10,959.00	\$1,045.00	10.54

Column: [FY14CityManagerProposed]

Budget

FTE

Position Desc.

Description: 4mm data cartridges system backups	\$139.00
Description: Adhesive labels & stickers	\$275.00
Description: Batteries	\$50.00
Description: Book covers (rolls)	\$520.00
Description: Book covers (singles)	\$1,100.00
Description: Book repair materials	\$150.00
Description: Bookbags, plastic	\$246.00
Description: Bookmarks	\$400.00
Description: Calendars	\$68.00
Description: Cases/inserts for books on CD	\$355.00
Description: CD cleaning supplies	\$255.00
Description: Childrens Room craft supplies	\$380.00
Description: DVD cases and denial caps	\$1,200.00
Description: Envelopes (clear window)	\$100.00
Description: Envelopes (plain business-size)	\$75.00
Description: Flash drives	\$100.00
Description: Hanging bags	\$200.00
Description: Ink cartridges	\$800.00
Description: Jewel cases for music CDs	\$200.00
Description: Laminating film	\$200.00
Description: Misc.office supplies	\$100.00
Description: Padded book mailers	\$75.00
Description: Paper, card stock	\$300.00
Description: Paper, colored	\$400.00
Description: Paper, construction	\$130.00
Description: Paper, white	\$200.00

Printed: 04/03/2013 7:50:57 PM

Report:

3.1.24

Page:

228

City of Dover, New Hampshire

General Fund Expenditure Detail Report

Fiscal Year: 2013-2014

Print accounts with zero balance Round to whole dollars Account on new page

From Date: 7/1/2013

To Date: 6/30/2014

Definition: FY14 City Manager Proposed

Account	Description	FY12 Actual	FY13 Adopted Budget	FY14 Department Request	FY14 City Manager Proposed	Dollar Change	Percent Change
	Description: Pens, pencils	\$89.00					
	Description: Posters	\$120.00					
	Description: Preservation/archival storage materials	\$200.00					
	Description: Projector bulbs	\$168.00					
	Description: Receipt printer paper/ink cartridges	\$460.00					
	Description: Rubber stamps	\$76.00					
	Description: Stationery, business cards	\$156.00					
	Description: Tape and adhesives	\$675.00					
	Description: Toner (printers, r/p)	\$300.00					
	Description: Typewriter ribbons & correction tape	\$100.00					
	Description: Water Filters 12 MO @ 49.75	\$597.00					
	Column Total:	\$10,959.00					
1000.1.390.45500.4612.00000.00.000	Public Library-Operating Supp	\$1,116.65	\$700.00	\$1,150.00	\$1,150.00	\$450.00	64.29
	Column: [FY14CityManagerProposed]	Budget	FTE	Position Desc.			
	Description: Barcodes (20,000)	\$450.00					
	Description: Program prizes and readers supplies	\$700.00					
	Column Total:	\$1,150.00					
1000.1.390.45500.4615.00000.00.000	Public Library-Clothing & Unif	\$283.61	\$300.00	\$300.00	\$300.00	\$0.00	0.00
	Column: [FY14CityManagerProposed]	Budget	FTE	Position Desc.			
	Description: Uniforms for custodian 12 MO @ 25	\$300.00					
	Column Total:	\$300.00					
1000.1.390.45500.4621.00000.00.000	Public Library-Natural Gas	\$7,331.33	\$11,898.00	\$9,658.00	\$9,658.00	(\$2,240.00)	(18.83)
	Column: [FY14CityManagerProposed]	Budget	FTE	Position Desc.			
	Description: 7,982 therms avg. usage X 1.21/therm	\$12,222.00					
	Description: Energy Savings Estimate FY14	(\$2,564.00)					
	Column Total:	\$9,658.00					

City of Dover, New Hampshire

General Fund Expenditure Detail Report

Fiscal Year: 2013-2014

 Print accounts with zero balance Round to whole dollars Account on new page

From Date: 7/1/2013

To Date: 6/30/2014

Definition: FY14 City Manager Proposed

Account	Description	FY12 Actual	FY13 Adopted Budget	FY14 Department Request	FY14 City Manager Proposed	Dollar Change	Percent Change
1000.1.390.45500.4622.00000.00.000	Public Library-Electricity	\$13,153.85	\$16,050.00	\$14,075.00	\$14,075.00	(\$1,975.00)	(12.31)
	Column: [FY14CityManagerProposed]	Budget	FTE	Position Desc.			
	Description: Electrical usage 97,200 KWH	\$18,528.00					
	Description: Energy Savings Estimate FY14	(\$4,453.00)					
	Column Total:	\$14,075.00					
1000.1.390.45500.4640.00000.00.000	Public Library-Books & Public	\$7,758.00	\$7,758.00	\$7,750.00	\$7,750.00	(\$8.00)	(0.10)
	Column: [FY14CityManagerProposed]	Budget	FTE	Position Desc.			
	Description: 183 Magazine subscriptions	\$7,750.00					
	Column Total:	\$7,750.00					
1000.1.390.45500.4651.00000.00.000	Public Library-Maint Supplies	\$4,898.33	\$5,704.00	\$5,653.00	\$5,653.00	(\$51.00)	(0.89)
	Column: [FY14CityManagerProposed]	Budget	FTE	Position Desc.			
	Description: Cleaning and janitorial supplies	\$880.00					
	Description: Hardware items	\$500.00					
	Description: Lightbulbs, ballasts	\$860.00					
	Description: Mats and runners	\$913.00					
	Description: Toilet blocks, paper towels and TP	\$2,500.00					
	Column Total:	\$5,653.00					
1000.1.390.45500.4681.00000.00.000	Public Library-Minor Equipme	\$1,545.59	\$788.00	\$874.00	\$874.00	\$86.00	10.91
	Column: [FY14CityManagerProposed]	Budget	FTE	Position Desc.			
	Description: 52-pc socket wrench set	\$25.00					
	Description: Coffeemaker	\$149.00					
	Description: Digital camera	\$190.00					
	Description: Small rolling booktruck	\$300.00					
	Description: Snow shovels (2)	\$40.00					
	Description: Storage cabinet for custodian	\$170.00					
	Column Total:	\$874.00					
Budg_Cat: Supplies - 600		\$46,330.68	\$53,112.00	\$50,419.00	\$50,419.00	(\$2,693.00)	(5.07)

Printed: 04/03/2013 7:50:57 PM

Report:

3.1.24

Page:

230

City of Dover, New Hampshire

General Fund Expenditure Detail Report

Fiscal Year: 2013-2014

Print accounts with zero balance Round to whole dollars Account on new page

From Date: 7/1/2013

To Date: 6/30/2014

Definition: FY14 City Manager Proposed

Account	Description	FY12 Actual	FY13 Adopted Budget	FY14 Department Request	FY14 City Manager Proposed	Dollar Change	Percent Change
1000.1.390.45500.4725.00000.00.000	Public Library - Building Impro	\$0.00	\$12,500.00	\$12,500.00	\$0.00	(\$12,500.00)	(100.00)
	Column: [FY14CityManagerProposed]	Budget	FTE	Position Desc.			
	Description: Ceiling and walls repainting	\$6,500.00					
	Description: Soffit & woodwork repair	\$6,000.00					
	Description: zCM Reduction	(\$12,500.00)					
	Column Total:	\$0.00					
1000.1.390.45500.4745.00000.00.000	Public Library - Computers & I	\$1,264.13	\$3,100.00	\$18,230.00	\$18,230.00	\$15,130.00	488.06
	Column: [FY14CityManagerProposed]	Budget	FTE	Position Desc.			
	Description: 1/2 share of Dovernet Automated ILS	\$15,050.00					
	Description: 2 PCs @ \$1590	\$3,180.00					
	Column Total:	\$18,230.00					
1000.1.390.45500.4745.00000.91.000	Computers & Communication:	\$1,580.76	\$0.00	\$0.00	\$0.00	\$0.00	0.00

City of Dover, New Hampshire

General Fund Expenditure Detail Report

Fiscal Year: 2013-2014

 Print accounts with zero balance
 Round to whole dollars
 Account on new page

From Date: 7/1/2013

To Date: 6/30/2014

Definition: FY14 City Manager Proposed

Account	Description	FY12 Actual	FY13 Adopted Budget	FY14 Department Request	FY14 City Manager Proposed	Dollar Change	Percent Change
1000.1.390.45500.4748.00000.00.000	Public Library - Books and Co	\$94,664.42	\$95,869.00	\$97,786.00	\$97,786.00	\$1,917.00	2.00
Column: [FY14CityManagerProposed]		Budget	FTE	Position Desc.			
	Description: Adult Books on CD	\$6,850.00					
	Description: Adult DVDs	\$4,200.00					
	Description: Adult Fiction	\$20,000.00					
	Description: Adult Music CDs	\$2,200.00					
	Description: Adult Non-fiction	\$20,500.00					
	Description: Adult Paperbacks	\$1,400.00					
	Description: Adult Reference	\$1,700.00					
	Description: Adult Replacements	\$1,500.00					
	Description: Children's Books on CD	\$1,550.00					
	Description: Children's DVDs	\$2,100.00					
	Description: Children's Hardcover Books	\$7,125.00					
	Description: Children's Music CDs	\$680.00					
	Description: Children's Paperbacks	\$1,000.00					
	Description: Children's Picture books	\$5,630.00					
	Description: Children's Reference	\$1,700.00					
	Description: Children's Replacements	\$1,300.00					
	Description: Downloadable Audio & E-books	\$4,000.00					
	Description: Large Print Books	\$2,000.00					
	Description: Standing Orders	\$7,500.00					
	Description: Young Adult Books	\$4,851.00					
	Column Total:	\$97,786.00					
1000.1.390.45500.4748.00000.90.000	Public Library - Books and Co	\$20.16	\$0.00	\$0.00	\$0.00	\$0.00	0.00
1000.1.390.45500.4748.00000.91.000	Books and Collections	\$2,900.37	\$0.00	\$0.00	\$0.00	\$0.00	0.00
Budg_Cat: Capital Outlay - 700		\$100,429.84	\$111,469.00	\$128,516.00	\$116,016.00	\$4,547.00	4.08

City of Dover, New Hampshire

General Fund Expenditure Detail Report

Fiscal Year: 2013-2014

Print accounts with zero balance Round to whole dollars Account on new page

From Date: 7/1/2013

To Date: 6/30/2014

Definition: FY14 City Manager Proposed

Account	Description	FY12 Actual	FY13 Adopted Budget	FY14 Department Request	FY14 City Manager Proposed	Dollar Change	Percent Change
1000.1.390.45500.4810.00000.00.000	Public Library-Membership Du	\$720.00	\$865.00	\$935.00	\$935.00	\$70.00	8.09
	Column: [FY14CityManagerProposed]	Budget	FTE	Position Desc.			
	Description: American Library Association	\$130.00					
	Description: ILS Users' Group	\$150.00					
	Description: New England Library Association	\$80.00					
	Description: NH Library Association	\$390.00					
	Description: NH Library Trustees Association	\$100.00					
	Description: Public Library Association.	\$60.00					
	Description: Urban Public Library Consortium	\$25.00					
	Column Total:	\$935.00					
1000.1.390.45500.4819.00000.00.000	Public Library-Fees & Charge:	\$65.00	\$150.00	\$160.00	\$160.00	\$10.00	6.67
	Column: [FY14CityManagerProposed]	Budget	FTE	Position Desc.			
	Description: Background checks for new employees/volunteers	\$160.00					
	Column Total:	\$160.00					
Budg_Cat: Other Expenses - 800		\$785.00	\$1,015.00	\$1,095.00	\$1,095.00	\$80.00	7.88
Func: Public Library - 45500		\$1,006,108.19	\$1,056,273.00	\$1,069,721.00	\$1,056,082.00	(\$191.00)	(0.02)

This page intentionally left blank.

PUBLIC LIBRARY

Division: Library Fines Fund

Function 3455-45500

Mission Statement:

To encourage the timely return of borrowed library materials, a fine is charged for items returned late and to pay the replacement cost of any items that are lost or damaged beyond repair. The funds collected are placed in a non-lapsing account, in accordance with state law, for the purchase of books and other library materials that are used by, and benefit, all library patrons.

Major Services/Responsibilities:

- Collection and timely deposit of fines
- Aggressive pursuit of long-term delinquent borrowers
- Purchase of appropriate replacement materials

Key Fiscal Year Objectives:

- To supplement General Fund appropriation (Accounts 4640 and 4748)
- To continue cooperative effort with Dover Police Department in retrieving long overdue materials and in resolving violations under state law.

Performance Measures:

Description	FY12 Act	FY13 Est	FY14 Est
Daily fines @ \$1.00/day per DVD or \$.25/day other items	\$35,727	\$34,462	\$34,400
Replacement of lost or damaged items	\$2,000	\$2,000	\$2,000

City of Dover, New Hampshire

Public Library Fines Expenditure Detail Report

Fiscal Year: 2013-2014

 Print accounts with zero balance
 Round to whole dollars
 Account on new page

From Date: 7/1/2013

To Date: 6/30/2014

Definition: FY14 City Manager Proposed

Account	Description	FY12 Actual	FY13 Adopted Budget	FY14 Department Request	FY14 City Manager Proposed	Dollar Change	Percent Change
3455.1.390.45500.4335.00000.00.000	Public Library - Auditing Servi	\$406.82	\$300.00	\$300.00	\$300.00	\$0.00	0.00
	Column: [FY14CityManagerProposed]	Budget	FTE	Position Desc.			
	Description: Auditing services	\$300.00					
	Column Total:	\$300.00					
3455.1.390.45500.4435.00000.00.000	Public Library - Maint Chrgs -	\$800.00	\$900.00	\$0.00	\$0.00	(\$900.00)	(100.00)
Budg_Cat: Purchased Services - 300		\$1,206.82	\$1,200.00	\$300.00	\$300.00	(\$900.00)	(75.00)
3455.1.390.45500.4443.00000.00.000	Rental of Equipment	\$0.00	\$0.00	\$3,816.00	\$3,816.00	\$3,816.00	0.00
	Column: [FY14CityManagerProposed]	Budget	FTE	Position Desc.			
	Description: Print Release Station lease (\$318 x 12)	\$3,816.00					
	Column Total:	\$3,816.00					
Budg_Cat: Intergovernmental - R30		\$0.00	\$0.00	\$3,816.00	\$3,816.00	\$3,816.00	0.00
3455.1.390.45500.4611.00000.00.000	Public Library - Office Supplie	\$871.43	\$3,775.00	\$2,664.00	\$2,664.00	(\$1,111.00)	(29.43)
	Column: [FY14CityManagerProposed]	Budget	FTE	Position Desc.			
	Description: Headphones for public PCs	\$160.00					
	Description: Paper for Print Release Station	\$344.00					
	Description: Staff prints (color & b/w)	\$2,160.00					
	Column Total:	\$2,664.00					

City of Dover, New Hampshire

Public Library Fines Expenditure Detail Report

Fiscal Year: 2013-2014

Print accounts with zero balance Round to whole dollars Account on new page

From Date: 7/1/2013

To Date: 6/30/2014

Definition: FY14 City Manager Proposed

Account	Description	FY12 Actual	FY13 Adopted Budget	FY14 Department Request	FY14 City Manager Proposed	Dollar Change	Percent Change
3455.1.390.45500.4640.00000.00.000	Public Library-Books & Public	\$14,745.85	\$17,000.00	\$19,219.00	\$19,219.00	\$2,219.00	13.05
	Column: [FY14CityManagerProposed]	Budget	FTE	Position Desc.			
	Description: Movie licenses (2)	\$479.00					
	Description: Newspaper subscriptions (9)	\$3,116.00					
	Description: Online database subscriptions (11)	\$14,144.00					
	Description: Serial Investment & consumer publications (4)	\$1,480.00					
	Column Total:	\$19,219.00					
Budg_Cat: Supplies - 600		\$15,617.28	\$20,775.00	\$21,883.00	\$21,883.00	\$1,108.00	5.33
3455.1.390.45500.4748.00000.00.000	Public Library - Books and Co	\$27,658.11	\$44,865.00	\$34,853.00	\$34,853.00	(\$10,012.00)	(22.32)
	Column: [FY14CityManagerProposed]	Budget	FTE	Position Desc.			
	Description: Adult Books	\$14,997.00					
	Description: Books on CD	\$7,000.00					
	Description: Children's Books	\$6,176.00					
	Description: DVDs	\$3,680.00					
	Description: Music CDs	\$3,000.00					
	Column Total:	\$34,853.00					
Budg_Cat: Capital Outlay - 700		\$27,658.11	\$44,865.00	\$34,853.00	\$34,853.00	(\$10,012.00)	(22.32)
Func: Public Library - 45500		\$44,482.21	\$66,840.00	\$60,852.00	\$60,852.00	(\$5,988.00)	(8.96)
Grand Total:		\$44,482.21	\$66,840.00	\$60,852.00	\$60,852.00	(\$5,988.00)	(8.96)

End of Report

This page intentionally left blank.

PUBLIC WELFARE

TAB 14

PUBLIC WELFARE

TAB 14

PUBLIC WELFARE

Division: Administration & General Assistance Functions: 44410 & 44430

Mission Statement:

To provide a general assistance program to meet the genuine needs of all eligible residents in compliance with NH State Law (NH RSA 165) and the City guidelines, in a respectful and fiscally responsible way which fosters dignity and self-sufficiency.

Major Services/Responsibilities:

- Provide General Assistance program
- Maintain accurate case plans/records
- Investigate/verify all applications for assistance
- Coordinate Workfare program (if needed)
- Comply with Federal, State and local laws
- Work with State and local agencies to improve the human service delivery system
- Administer human service grants/subsidies to area agencies
- Provide information and referral
- Pursue reimbursement for assistance whenever reasonable as defined by statute

Key Fiscal Year Objectives:

- Update Dover City guidelines to incorporate changes and addendums as needed
- Follow impact of budget reductions on both State and Federal level particularly as they may impact local budget
- Be particularly sensitive to any policy or funding changes with the area Human Services agencies which may cause add an shifting of costs to the General Assistance budget
- Continue support for the new SHARE office in Dover
- Continue support for the Homeless Center of Strafford County
- Provide intake support for Toys for Tots Christmas program and coordinate with the Dover Fire Dept.
- Monitor any new legislation which may have either a negative or positive impact on the department
- Actively participate in efforts to address “affordable housing and homelessness” particularly through the Continuum of Care
- Maintain active participation in the NH Local Welfare Administrators Association and Executive Board
- Pursue resources to offset rising fuel/gas/utility rates
- Review possibility of volunteer program
- Collaborate with CAP for shared space and programming
- Maintain relationship with Service Link through participation on the Advisory Board and Wrap Around Committee
- Maintain CDBG and McKinney grants for emergency cases
- Continue to have State worker on site to expedite the application process for residents
- Continue participation on the DHHS Commissioners Town Welfare Advisory Committee
- Work with NH Local Welfare Executive Committee on update of the MAPS computer program

Performance Measures:

Description	FY12 Act	FY13 Est	FY14 Est
General Assistance requests	1955	3000	3800
General Assistance cases approved	521	800	1200
Total number of contacts	6273	6700	7000
McKinney Grant cases	71	80	80
CDBG Security Deposit Program	22	20	50

City of Dover, New Hampshire

General Fund Expenditure Detail Report

Fiscal Year: 2013-2014

 Print accounts with zero balance Round to whole dollars Account on new page

From Date: 7/1/2013

To Date: 6/30/2014

Definition: FY14 City Manager Proposed

Account	Description	FY12 Actual	FY13 Adopted Budget	FY14 Department Request	FY14 City Manager Proposed	Dollar Change	Percent Change
1000.1.400.44410.4110.00000.00.000	Regular Salaried Employees	\$59,716.93	\$58,862.00	\$62,386.00	\$62,386.00	\$3,524.00	5.99
	Column: [FY14CityManagerProposed]	Budget	FTE	Position Desc.			
	Description: Nichols, Lena C	\$62,386.00	1.0000	Director of Pub			
	Column Total:	\$62,386.00					
1000.1.400.44410.4115.00000.00.000	Regular Hourly Employees	\$73,613.29	\$77,166.00	\$78,851.00	\$78,851.00	\$1,685.00	2.18
	Column: [FY14CityManagerProposed]	Budget	FTE	Position Desc.			
	Description: Baker, Cara L	\$39,755.00	0.8750	Public Welfare			
	Description: OConnor, Catherine M	\$39,096.00	0.8750	Office Manager			
	Column Total:	\$78,851.00					
1000.1.400.44410.4170.00000.00.000	Longevity Pay	\$2,000.00	\$2,000.00	\$2,400.00	\$2,400.00	\$400.00	20.00
	Column: [FY14CityManagerProposed]	Budget	FTE	Position Desc.			
	Description: 1 @ 10-14 years	\$800.00		\$800 each			
	Description: 1 @ 15-19 years	\$1,600.00		\$1600 each			
	Column Total:	\$2,400.00					
1000.1.400.44410.4211.00000.00.000	Health Insurance	\$49,189.64	\$52,624.00	\$56,087.00	\$55,445.00	\$2,821.00	5.36
	Column: [FY14CityManagerProposed]	Budget	FTE	Position Desc.			
	Description: Medical Premiums to LGC HealthTrust	\$56,087.00					
	Description: z CM Reduction - Savings Actual Rate vs GMR	(\$642.00)					
	Column Total:	\$55,445.00					
1000.1.400.44410.4212.00000.00.000	Dental Insurance	\$2,296.38	\$1,821.00	\$1,843.00	\$1,843.00	\$22.00	1.21
	Column: [FY14CityManagerProposed]	Budget	FTE	Position Desc.			
	Description: Dental Premiums to LGC HealthTrust	\$1,843.00					
	Column Total:	\$1,843.00					

City of Dover, New Hampshire

General Fund Expenditure Detail Report

Fiscal Year: 2013-2014

Print accounts with zero balance Round to whole dollars Account on new page

From Date: 7/1/2013

To Date: 6/30/2014

Definition: FY14 City Manager Proposed

Account	Description	FY12 Actual	FY13 Adopted Budget	FY14 Department Request	FY14 City Manager Proposed	Dollar Change	Percent Change
1000.1.400.44410.4213.00000.00.000	Life Insurance	\$284.30	\$326.00	\$339.00	\$339.00	\$13.00	3.99
	Column: [FY14CityManagerProposed]	Budget	FTE	Position Desc.			
	Description: Life Premiums to LGC HealthTrust	\$339.00					
	Column Total:	\$339.00					
1000.1.400.44410.4214.00000.00.000	Disability Insurance	\$401.00	\$393.00	\$468.00	\$468.00	\$75.00	19.08
	Column: [FY14CityManagerProposed]	Budget	FTE	Position Desc.			
	Description: Disability Premiums	\$468.00					
	Column Total:	\$468.00					
1000.1.400.44410.4220.00000.00.000	FICA	\$8,654.69	\$7,934.00	\$8,257.00	\$8,257.00	\$323.00	4.07
	Column: [FY14CityManagerProposed]	Budget	FTE	Position Desc.			
	Description: Cost of FICA - 6.2% of Wages	\$8,257.00					
	Column Total:	\$8,257.00					
1000.1.400.44410.4225.00000.00.000	Medicare	\$2,023.87	\$1,855.00	\$1,931.00	\$1,931.00	\$76.00	4.10
	Column: [FY14CityManagerProposed]	Budget	FTE	Position Desc.			
	Description: Cost of Medicare - 1.45% of wages	\$1,931.00					
	Column Total:	\$1,931.00					
1000.1.400.44410.4230.00000.00.000	Retirement	\$12,102.30	\$12,146.00	\$15,470.00	\$15,470.00	\$3,324.00	27.37
	Column: [FY14CityManagerProposed]	Budget	FTE	Position Desc.			
	Description: Cost of NH Retirement System payments	\$15,470.00					
	Column Total:	\$15,470.00					

City of Dover, New Hampshire

General Fund Expenditure Detail Report

Fiscal Year: 2013-2014

Print accounts with zero balance Round to whole dollars Account on new page

From Date: 7/1/2013

To Date: 6/30/2014

Definition: FY14 City Manager Proposed

Account	Description	FY12 Actual	FY13 Adopted Budget	FY14 Department Request	FY14 City Manager Proposed	Dollar Change	Percent Change
1000.1.400.44410.4240.00000.00.000	Staff Development Reimbursa	\$292.00	\$480.00	\$480.00	\$480.00	\$0.00	0.00
	Column: [FY14CityManagerProposed]	Budget	FTE	Position Desc.			
	Description: NHLWAA Spring Conference 2 @ \$45 ea	\$90.00					
	Description: NHMA Annual Conference 2 @ \$45 ea	\$90.00					
	Description: Training Seminars 2 @ \$150 ea	\$300.00					
	Column Total:	\$480.00					
1000.1.400.44410.4260.00000.00.000	Workers Comp Insurance	\$105.00	\$105.00	\$314.00	\$314.00	\$209.00	199.05
	Column: [FY14CityManagerProposed]	Budget	FTE	Position Desc.			
	Description: Workers Comp allocation of self insur.	\$314.00					
	Column Total:	\$314.00					
Budg_Cat: Personal Services - 100		\$210,679.40	\$215,712.00	\$228,826.00	\$228,184.00	\$12,472.00	5.78
1000.1.400.44410.4311.00000.00.000	Administrative Services	\$3,809.52	\$4,000.00	\$4,000.00	\$4,000.00	\$0.00	0.00
	Column: [FY14CityManagerProposed]	Budget	FTE	Position Desc.			
	Description: Administrative Services	\$4,000.00					
	Column Total:	\$4,000.00					
1000.1.400.44410.4339.00000.00.000	Consulting Services	\$0.00	\$200.00	\$200.00	\$200.00	\$0.00	0.00
	Column: [FY14CityManagerProposed]	Budget	FTE	Position Desc.			
	Description: Job assessment and placement services	\$200.00					
	Column Total:	\$200.00					

City of Dover, New Hampshire

General Fund Expenditure Detail Report

Fiscal Year: 2013-2014

Print accounts with zero balance Round to whole dollars Account on new page

From Date: 7/1/2013

To Date: 6/30/2014

Definition: FY14 City Manager Proposed

Account	Description	FY12 Actual	FY13 Adopted Budget	FY14 Department Request	FY14 City Manager Proposed	Dollar Change	Percent Change
1000.1.400.44410.4435.00000.00.000	Maint Chrgs - Office Equipmei	\$1,706.48	\$1,648.00	\$2,458.00	\$2,458.00	\$810.00	49.15
	Column: [FY14CityManagerProposed]	Budget	FTE	Position Desc.			
	Description: Department Share of DoverNet PC Replacement	\$810.00					
	Description: Dept share of DoverNet support	\$1,648.00					
	Column Total:	\$2,458.00					
1000.1.400.44410.4441.00000.00.000	Rental of Land & Buildings	\$13,626.00	\$11,857.00	\$10,944.00	\$10,944.00	(\$913.00)	(7.70)
	Column: [FY14CityManagerProposed]	Budget	FTE	Position Desc.			
	Description: McConnell Center Rent (900 sq.ft)	\$10,944.00					
	Column Total:	\$10,944.00					
1000.1.400.44410.4443.00000.00.000	Rental of Equipment	\$620.00	\$2,100.00	\$2,100.00	\$2,100.00	\$0.00	0.00
	Column: [FY14CityManagerProposed]	Budget	FTE	Position Desc.			
	Description: Photocopier and supplies 12 MO \$175 ea	\$2,100.00					
	Column Total:	\$2,100.00					
1000.1.400.44410.4524.00000.00.000	Public Liab Insurance	\$1,356.06	\$1,356.00	\$1,356.00	\$1,356.00	\$0.00	0.00
	Column: [FY14CityManagerProposed]	Budget	FTE	Position Desc.			
	Description: Cost of LGC Public Liability Insur	\$1,356.00					
	Column Total:	\$1,356.00					
1000.1.400.44410.4531.00000.00.000	Telecommunications	\$2,666.55	\$2,800.00	\$2,800.00	\$2,800.00	\$0.00	0.00
	Column: [FY14CityManagerProposed]	Budget	FTE	Position Desc.			
	Description: Services/equipment for voice, fax, data, wireless	\$2,800.00					
	Column Total:	\$2,800.00					

City of Dover, New Hampshire

General Fund Expenditure Detail Report

Fiscal Year: 2013-2014

 Print accounts with zero balance
 Round to whole dollars
 Account on new page

From Date: 7/1/2013

To Date: 6/30/2014

Definition: FY14 City Manager Proposed

Account	Description	FY12 Actual	FY13 Adopted Budget	FY14 Department Request	FY14 City Manager Proposed	Dollar Change	Percent Change
1000.1.400.44410.4534.00000.00.000	Postage	\$681.20	\$500.00	\$550.00	\$550.00	\$50.00	10.00
	Column: [FY14CityManagerProposed]	Budget	FTE	Position Desc.			
	Description: Correspondence, express and parcel delivery	\$550.00					
	Column Total:	\$550.00					
1000.1.400.44410.4580.00000.00.000	Travel Expense	\$683.24	\$500.00	\$500.00	\$500.00	\$0.00	0.00
	Column: [FY14CityManagerProposed]	Budget	FTE	Position Desc.			
	Description: Travel expenses for seminars, conferences, mileage	\$500.00					
	Column Total:	\$500.00					
Budg_Cat: Purchased Services - 300		\$25,149.05	\$24,961.00	\$24,908.00	\$24,908.00	(\$53.00)	(0.21)
1000.1.400.44410.4611.00000.00.000	Office Supplies	\$1,977.86	\$2,500.00	\$2,500.00	\$2,500.00	\$0.00	0.00
	Column: [FY14CityManagerProposed]	Budget	FTE	Position Desc.			
	Description: Paper, ribbons, general supplies	\$2,500.00					
	Column Total:	\$2,500.00					
1000.1.400.44410.4640.00000.00.000	Books/Publications	\$52.95	\$75.00	\$75.00	\$75.00	\$0.00	0.00
	Column: [FY14CityManagerProposed]	Budget	FTE	Position Desc.			
	Description: Governing Magazine Subscription	\$20.00					
	Description: NH Welfare Statutes	\$55.00					
	Column Total:	\$75.00					
Budg_Cat: Supplies - 600		\$2,030.81	\$2,575.00	\$2,575.00	\$2,575.00	\$0.00	0.00
1000.1.400.44410.4745.00000.00.000	Computers & Communication:	\$0.00	\$200.00	\$300.00	\$300.00	\$100.00	50.00
	Column: [FY14CityManagerProposed]	Budget	FTE	Position Desc.			
	Description: Office Software Upgrades	\$300.00					
	Column Total:	\$300.00					

Printed: 04/03/2013 7:50:57 PM

Report:

3.1.24

Page:

238

City of Dover, New Hampshire

General Fund Expenditure Detail Report

Fiscal Year: 2013-2014

Print accounts with zero balance Round to whole dollars Account on new page

From Date: 7/1/2013

To Date: 6/30/2014

Definition: FY14 City Manager Proposed

Account	Description	FY12 Actual	FY13 Adopted Budget	FY14 Department Request	FY14 City Manager Proposed	Dollar Change	Percent Change
Budg_Cat: Capital Outlay - 700		\$0.00	\$200.00	\$300.00	\$300.00	\$100.00	50.00
1000.1.400.44410.4810.00000.00.000	Membership Dues	\$74.00	\$120.00	\$200.00	\$200.00	\$80.00	66.67
	Column: [FY14CityManagerProposed]	Budget	FTE	Position Desc.			
	Description: NH Local Welfare Administrators	\$200.00					
	Column Total:	\$200.00					
1000.1.400.44410.4835.00000.00.000	Grants/Subsidy	\$11,597.50	\$11,000.00	\$11,000.00	\$11,000.00	\$0.00	0.00
	Column: [FY14CityManagerProposed]	Budget	FTE	Position Desc.			
	Description: Strafford County CAP FY14 Request	\$11,000.00		FY13 \$11,000			
	Column Total:	\$11,000.00					
Budg_Cat: Other Expenses - 800		\$11,671.50	\$11,120.00	\$11,200.00	\$11,200.00	\$80.00	0.72
Func: Public Welfare - Admin - 44410		\$249,530.76	\$254,568.00	\$267,809.00	\$267,167.00	\$12,599.00	4.95

City of Dover, New Hampshire

General Fund Expenditure Detail Report

Fiscal Year: 2013-2014

 Print accounts with zero balance
 Round to whole dollars
 Account on new page

From Date: 7/1/2013

To Date: 6/30/2014

Definition: FY14 City Manager Proposed

Account	Description	FY12 Actual	FY13 Adopted Budget	FY14 Department Request	FY14 City Manager Proposed	Dollar Change	Percent Change
1000.1.400.44430.4336.00000.00.000	Medical Services	\$0.00	\$2,000.00	\$2,500.00	\$2,000.00	\$0.00	0.00
	Column: [FY14CityManagerProposed]	Budget	FTE	Position Desc.			
	Description: COBRA ins. payments/disabled workers	\$2,500.00					
	Description: z CM General Reduction	(\$500.00)					
	Column Total:	\$2,000.00					
1000.1.400.44430.4337.00000.00.000	Dental Services	\$0.00	\$300.00	\$350.00	\$300.00	\$0.00	0.00
	Column: [FY14CityManagerProposed]	Budget	FTE	Position Desc.			
	Description: Medically documented extractions	\$350.00					
	Description: z CM General Reduction	(\$50.00)					
	Column Total:	\$300.00					
1000.1.400.44430.4341.00000.00.000	Technical Services	\$7,000.00	\$4,000.00	\$5,000.00	\$4,000.00	\$0.00	0.00
	Column: [FY14CityManagerProposed]	Budget	FTE	Position Desc.			
	Description: Burial /RSA 165:3	\$5,000.00					
	Description: z CM General Reduction	(\$1,000.00)					
	Column Total:	\$4,000.00					
1000.1.400.44430.4441.00000.00.000	Rental of Land & Buildings	\$538,882.42	\$510,000.00	\$600,000.00	\$510,000.00	\$0.00	0.00
	Column: [FY14CityManagerProposed]	Budget	FTE	Position Desc.			
	Description: Rental Asst Prevent evictions & Maintain housing	\$600,000.00					
	Description: z CM General Reduction	(\$90,000.00)					
	Column Total:	\$510,000.00					

City of Dover, New Hampshire

General Fund Expenditure Detail Report

Fiscal Year: 2013-2014

Print accounts with zero balance Round to whole dollars Account on new page

From Date: 7/1/2013

To Date: 6/30/2014

Definition: FY14 City Manager Proposed

Account	Description	FY12 Actual	FY13 Adopted Budget	FY14 Department Request	FY14 City Manager Proposed	Dollar Change	Percent Change
1000.1.400.44430.4531.00000.00.000	Telecommunications	\$0.00	\$100.00	\$100.00	\$100.00	\$0.00	0.00
	Column: [FY14CityManagerProposed]	Budget	FTE	Position Desc.			
	Description: Service for Disabled Persons and Domestic Violence	\$100.00					
	Column Total:	\$100.00					
1000.1.400.44430.4580.00000.00.000	Travel Expense	\$785.08	\$785.00	\$2,000.00	\$1,000.00	\$215.00	27.39
	Column: [FY14CityManagerProposed]	Budget	FTE	Position Desc.			
	Description: Transportation per RSA 165:1-C	\$2,000.00					
	Description: z CM General Reduction	(\$1,000.00)					
	Column Total:	\$1,000.00					
1000.1.400.44430.4592.00000.00.000	Emergency Shelter	\$6,601.18	\$2,000.00	\$3,500.00	\$2,000.00	\$0.00	0.00
	Column: [FY14CityManagerProposed]	Budget	FTE	Position Desc.			
	Description: Emergency shelter/hotel/motel costs	\$3,500.00					
	Description: z CM General Reduction	(\$1,500.00)					
	Column Total:	\$2,000.00					
Budg_Cat: Purchased Services - 300		\$553,268.68	\$519,185.00	\$613,450.00	\$519,400.00	\$215.00	0.04
1000.1.400.44430.4612.00000.00.000	Operating Supplies	\$265.26	\$1,000.00	\$1,500.00	\$1,000.00	\$0.00	0.00
	Column: [FY14CityManagerProposed]	Budget	FTE	Position Desc.			
	Description: Purchase of maintenance items	\$1,500.00					
	Description: z CM General Reduction	(\$500.00)					
	Column Total:	\$1,000.00					
1000.1.400.44430.4615.00000.00.000	Clothing & Uniforms	\$76.49	\$100.00	\$150.00	\$100.00	\$0.00	0.00
	Column: [FY14CityManagerProposed]	Budget	FTE	Position Desc.			
	Description: Clothing and Uniforms for work	\$150.00					
	Description: z CM General Reduction	(\$50.00)					
	Column Total:	\$100.00					

City of Dover, New Hampshire

General Fund Expenditure Detail Report

Fiscal Year: 2013-2014

 Print accounts with zero balance
 Round to whole dollars
 Account on new page

From Date: 7/1/2013

To Date: 6/30/2014

Definition: FY14 City Manager Proposed

Account	Description	FY12 Actual	FY13 Adopted Budget	FY14 Department Request	FY14 City Manager Proposed	Dollar Change	Percent Change
1000.1.400.44430.4621.00000.00.000	Natural Gas	\$224.61	\$1,000.00	\$1,500.00	\$1,000.00	\$0.00	0.00
	Column: [FY14CityManagerProposed]	Budget	FTE	Position Desc.			
	Description: Reconnect/prevent disconnection	\$1,500.00					
	Description: z CM General Reduction	(\$500.00)					
	Column Total:	\$1,000.00					
1000.1.400.44430.4622.00000.00.000	Electricity	\$10,159.68	\$13,000.00	\$15,000.00	\$13,000.00	\$0.00	0.00
	Column: [FY14CityManagerProposed]	Budget	FTE	Position Desc.			
	Description: Reconnect/prevent disconnection	\$15,000.00					
	Description: z CM General Reduction	(\$2,000.00)					
	Column Total:	\$13,000.00					
1000.1.400.44430.4623.00000.00.000	Propane	\$366.83	\$0.00	\$500.00	\$500.00	\$500.00	0.00
	Column: [FY14CityManagerProposed]	Budget	FTE	Position Desc.			
	Description: Provide heat/prevent service termination	\$500.00					
	Column Total:	\$500.00					
1000.1.400.44430.4624.00000.00.000	Heating Oil	\$3,709.00	\$10,000.00	\$10,500.00	\$10,000.00	\$0.00	0.00
	Column: [FY14CityManagerProposed]	Budget	FTE	Position Desc.			
	Description: Provide heat/prevent termination service	\$10,500.00					
	Description: z CM General Reduction	(\$500.00)					
	Column Total:	\$10,000.00					
1000.1.400.44430.4631.00000.00.000	Food/Food Services	\$0.00	\$1,000.00	\$1,000.00	\$1,000.00	\$0.00	0.00
	Column: [FY14CityManagerProposed]	Budget	FTE	Position Desc.			
	Description: Food	\$1,000.00					
	Column Total:	\$1,000.00					

City of Dover, New Hampshire

General Fund Expenditure Detail Report

Fiscal Year: 2013-2014

Print accounts with zero balance Round to whole dollars Account on new page

From Date: 7/1/2013

To Date: 6/30/2014

Definition: FY14 City Manager Proposed

Account	Description	FY12 Actual	FY13 Adopted Budget	FY14 Department Request	FY14 City Manager Proposed	Dollar Change	Percent Change
1000.1.400.44430.4635.00000.00.000	Medicinal Supplies	\$29,480.19	\$30,000.00	\$30,500.00	\$30,000.00	\$0.00	0.00
	Column: [FY14CityManagerProposed]	Budget	FTE	Position Desc.			
	Description: Purchase of prescriptions	\$30,500.00					
	Description: z CM General Reduction	(\$500.00)					
	Column Total:	\$30,000.00					
Budg_Cat: Supplies - 600		\$44,282.06	\$56,100.00	\$60,650.00	\$56,600.00	\$500.00	0.89
Func: Public Welfare - Gen Asst - 44430		\$597,550.74	\$575,285.00	\$674,100.00	\$576,000.00	\$715.00	0.12

City of Dover, New Hampshire

General Fund Expenditure Detail Report

Fiscal Year: 2013-2014

 Print accounts with zero balance
 Round to whole dollars
 Account on new page

From Date: 7/1/2013

To Date: 6/30/2014

Definition: FY14 City Manager Proposed

Account	Description	FY12 Actual	FY13 Adopted Budget	FY14 Department Request	FY14 City Manager Proposed	Dollar Change	Percent Change
Fund: General Fund - 1000		\$44,498,518.60	\$46,454,216.00	\$92,975,238.00	\$90,866,901.00	\$44,412,685.00	95.61

OTHER CHARGES

TAB 15

OTHER CHARGES

TAB 15

OTHER CHARGES

Division: Misc. General Government

Function 41991

Mission Statement:

To manage funds not directly attributable to a department, including the budget for unforeseen emergencies, severance pay for employees and changes to tax assessments resulting from the abatement process.

Major Services/Responsibilities:

- Absorb the amount of payments related to compensated absences above the amount of normal leave budgeted for within the departmental budgets of the General Fund
- Maintain a Contingency account to meet unforeseen emergencies during the fiscal year consistent with City Council adopted financial policies.
- Maintain an Abatement account to absorb abatement of taxes
- Maintain a Misc. Insurance account to handle the deductible related to the NHMA Property Trust policy of \$1,000
- Account for the issuance costs of long and short term borrowings
- Account for the cost of unemployment benefits paid on a dollar for dollar basis

Key Fiscal Year Objectives:

Performance Measures:

Description	FY12 Act	FY13 Est	FY14 Est
Contingency Budgeted	130,625	187,268	276,204
Contingency Used	21,203	187,268	276,204
Unemployment Benefits	5,217	25,000	25,000
Abatements Budgeted	100,000	75,000	50,000
Compensated Absences	292,551	193,000	231,578

City of Dover, New Hampshire

General Fund Expenditure Detail Report

Fiscal Year: 2013-2014

 Print accounts with zero balance
 Round to whole dollars
 Account on new page

From Date: 7/1/2013

To Date: 6/30/2014

Definition: FY14 City Manager Proposed

Account	Description	FY12 Actual	FY13 Adopted Budget	FY14 Department Request	FY14 City Manager Proposed	Dollar Change	Percent Change
1000.1.190.41991.4211.00000.00.000	Health Insurance	\$2,650.93	\$0.00	\$0.00	\$0.00	\$0.00	0.00
1000.1.190.41991.4212.00000.00.000	Dental Insurance	\$38.04	\$0.00	\$0.00	\$0.00	\$0.00	0.00
1000.1.190.41991.4220.00000.00.000	Misc Gen Gov-FICA	\$8,099.94	\$11,966.00	\$11,966.00	\$11,966.00	\$0.00	0.00
	Column: [FY14CityManagerProposed]	Budget	FTE	Position Desc.			
	Description: Cost of FICA - 6.20% of wages	\$11,966.00					
	Column Total:	\$11,966.00					
1000.1.190.41991.4225.00000.00.000	Misc Gen Gov-Medicare	\$3,612.98	\$2,799.00	\$2,799.00	\$2,799.00	\$0.00	0.00
	Column: [FY14CityManagerProposed]	Budget	FTE	Position Desc.			
	Description: Cost of Medicare - 1.45% of wages	\$2,799.00					
	Column Total:	\$2,799.00					
1000.1.190.41991.4230.00000.00.000	Misc Gen Gov-Retirement	\$44,583.52	\$33,215.00	\$41,051.00	\$41,051.00	\$7,836.00	23.59
	Column: [FY14CityManagerProposed]	Budget	FTE	Position Desc.			
	Description: Cost of NH Retirement System payments	\$41,051.00					
	Column Total:	\$41,051.00					
1000.1.190.41991.4250.00000.00.000	Misc Gen Gov-Unemployment	\$5,216.62	\$25,000.00	\$25,000.00	\$25,000.00	\$0.00	0.00
	Column: [FY14CityManagerProposed]	Budget	FTE	Position Desc.			
	Description: Cost of self-insuring for unemployment benefits	\$25,000.00					
	Column Total:	\$25,000.00					
1000.1.190.41991.4295.00000.00.000	Misc Gen Gov't - Compensate	\$292,551.44	\$193,000.00	\$193,000.00	\$231,578.00	\$38,578.00	19.99
	Column: [FY14CityManagerProposed]	Budget	FTE	Position Desc.			
	Description: Payment of unused leave and annual accrual	\$193,000.00					
	Description: z CM Change	\$38,578.00					
	Column Total:	\$231,578.00					

Printed: 04/03/2013 7:50:57 PM

Report:

3.1.24

Page:

56

City of Dover, New Hampshire

General Fund Expenditure Detail Report

Fiscal Year: 2013-2014

Print accounts with zero balance Round to whole dollars Account on new page

From Date: 7/1/2013

To Date: 6/30/2014

Definition: FY14 City Manager Proposed

Account	Description	FY12 Actual	FY13 Adopted Budget	FY14 Department Request	FY14 City Manager Proposed	Dollar Change	Percent Change
Budg_Cat: Personal Services - 100		\$356,753.47	\$265,980.00	\$273,816.00	\$312,394.00	\$46,414.00	17.45
1000.1.190.41991.4312.00000.00.000	Misc Gen Gov't - Managemen	\$57,030.58	\$66,700.00	\$66,700.00	\$66,700.00	\$0.00	0.00
	Column: [FY14CityManagerProposed]	Budget	FTE	Position Desc.			
	Description: Bond Credit Rating Fees	\$22,000.00					
	Description: Bond Paying Agent Fees	\$3,000.00					
	Description: Bond Printing & Mailing Services	\$3,000.00					
	Description: Financial Advisory services - Bond Issue	\$25,000.00					
	Description: FSA Administrator Fee	\$2,500.00					
	Description: GASB 45 Actuary Fee	\$9,700.00					
	Description: Part D Actuary Fee	\$1,500.00					
	Column Total:	\$66,700.00					
1000.1.190.41991.4334.00000.00.000	Misc Gen Gov't - Legal Servic	\$33,500.00	\$35,000.00	\$35,000.00	\$35,000.00	\$0.00	0.00
	Column: [FY14CityManagerProposed]	Budget	FTE	Position Desc.			
	Description: Legal services related to Bond Issue	\$35,000.00					
	Column Total:	\$35,000.00					
1000.1.190.41991.4435.00000.00.000	Misc Gen Gov-Maint Chrgs - C	\$156,539.00	\$166,330.00	\$135,430.00	\$135,430.00	(\$30,900.00)	(18.58)
	Column: [FY14CityManagerProposed]	Budget	FTE	Position Desc.			
	Description: Funding of DoverNet support overhead	\$135,430.00					
	Column Total:	\$135,430.00					
1000.1.190.41991.4524.00000.00.000	Misc Gen Gov-Public Liab Ins	\$14,190.90	\$17,630.00	\$17,630.00	\$17,630.00	\$0.00	0.00
	Column: [FY14CityManagerProposed]	Budget	FTE	Position Desc.			
	Description: Cost of LGC Public Liability Insur	\$17,630.00					
	Column Total:	\$17,630.00					

City of Dover, New Hampshire

General Fund Expenditure Detail Report

Fiscal Year: 2013-2014

 Print accounts with zero balance
 Round to whole dollars
 Account on new page

From Date: 7/1/2013

To Date: 6/30/2014

Definition: FY14 City Manager Proposed

Account	Description	FY12 Actual	FY13 Adopted Budget	FY14 Department Request	FY14 City Manager Proposed	Dollar Change	Percent Change
1000.1.190.41991.4529.00000.00.000	Misc Gen Gov-Insurance Ded	(\$4,687.54)	\$10,000.00	\$10,000.00	\$10,000.00	\$0.00	0.00
	Column: [FY14CityManagerProposed]	Budget	FTE	Position Desc.			
	Description: Cost of deductible for insurance claims	\$10,000.00					
	Column Total:	\$10,000.00					
Budg_Cat: Purchased Services - 300		\$256,572.94	\$295,660.00	\$264,760.00	\$264,760.00	(\$30,900.00)	(10.45)
1000.1.190.41991.4840.00000.00.000	Misc Gen Gov-Contingency	\$21,202.50	\$187,268.00	\$276,204.00	\$276,204.00	\$88,936.00	47.49
	Column: [FY14CityManagerProposed]	Budget	FTE	Position Desc.			
	Description: Contingency - Policy Target Level 0.34% for FY14	\$276,204.00					
	Column Total:	\$276,204.00					
1000.1.190.41991.4891.00000.00.000	Misc Gen Gov-Abatements	\$68,406.27	\$75,000.00	\$50,000.00	\$50,000.00	(\$25,000.00)	(33.33)
	Column: [FY14CityManagerProposed]	Budget	FTE	Position Desc.			
	Description: To cover the cost of abated taxes	\$50,000.00					
	Column Total:	\$50,000.00					
Budg_Cat: Other Expenses - 800		\$89,608.77	\$262,268.00	\$326,204.00	\$326,204.00	\$63,936.00	24.38
Func: Misc Gen Gov't - 41991		\$702,935.18	\$823,908.00	\$864,780.00	\$903,358.00	\$79,450.00	9.64

OTHER CHARGES

Division: Transfers

Function 49000

Mission Statement:

To control the timely disbursement of General Fund assets appropriated by the City Council for transfer to City funds.

Major Services/Responsibilities:

- Transfer of monies to other funds of the City as designated by the City Council, not accounted for in departmental budgets.

Key Fiscal Year Objectives:

- Establish an annual transfer to Capital Reserve Funds to finance projects identified in the Capital Improvements Program, and consistent with City Council adopted financial policies for funding Capital Reserve Accounts.
- Establish necessary transfer to OPEB Fund for funding Retirees' medical insurance premiums.
- Per City Council adopted Financial Policies prefund 15% of the General Fund share of the OPEB Annual Required Contribution (ARC).

Performance Measures:

Description	FY12 Act	FY13 Est	FY14 Est
Transfer to Capital Reserve Accounts	575,000	575,000	575,000
Transfer to OPEB Liability Fund	1,291,176	1,547,757	2,006,172

City of Dover, New Hampshire

General Fund Expenditure Detail Report

Fiscal Year: 2013-2014

 Print accounts with zero balance
 Round to whole dollars
 Account on new page

From Date: 7/1/2013

To Date: 6/30/2014

Definition: FY14 City Manager Proposed

Account	Description	FY12 Actual	FY13 Adopted Budget	FY14 Department Request	FY14 City Manager Proposed	Dollar Change	Percent Change
1000.1.550.49000.4912.00000.00.000.	Transfer to Special Rev	\$1,291,176.00	\$1,547,757.00	\$2,006,172.00	\$2,006,172.00	\$458,415.00	29.62
Column:	[FY14CityManagerProposed]	Budget	FTE	Position Desc.			
Description:	15% of GF Share of ARC, Target 15% of ARC for FY14	\$579,518.00					
Description:	GF transfer to OPEB Fund for 89 Retirees Insurance	\$1,278,536.00					
Description:	Transfer to OPEB - LGC Dental Ins Rebate	\$17,266.00		City Portion			
Description:	Transfer to OPEB - LGC Health Ins Rebate	\$130,852.00		City Portion			
Column Total:		\$2,006,172.00					
1000.1.550.49000.4918.00000.00.000.	Transfer to Trust	\$545,000.00	\$575,000.00	\$575,000.00	\$575,000.00	\$0.00	0.00
Column:	[FY14CityManagerProposed]	Budget	FTE	Position Desc.			
Description:	Transfer to Capital Reserve - per Adopted CIP	\$575,000.00					
Column Total:		\$575,000.00					
Budg_Cat: Operating Transfers Out - 910		\$1,836,176.00	\$2,122,757.00	\$2,581,172.00	\$2,581,172.00	\$458,415.00	21.60
Func: Transfers - 49000		\$1,836,176.00	\$2,122,757.00	\$2,581,172.00	\$2,581,172.00	\$458,415.00	21.60

OTHER CHARGES

Division: OPEB Liability Fund

Function 3500-41991

Mission Statement:

To manage funds directly attributable to paying the City’s Other Post Employment Benefit (OPEB) Liabilities.

Major Services/Responsibilities:

- Account for OPEB payments for health, dental and life insurance premiums for current and future city retirees.
- Account for retiree insurance costs in a central account to manage budgetary impact to the City.
- Maintain an account to pre-fund the City's actuarial determined OPEB liability, which is currently estimated to be \$51.1 million. The City's Actuarial determined Annual Required Contribution is \$4.2 million.

Key Fiscal Year Objectives:

Performance Measures:

Description	FY12 Act	FY13 Est	FY14 Est
OPEB Health Insurance Premium Payments	\$1,278,719	\$1,297,208	\$ 1,368,033
OPEB Dental Insurance Premium Payments	\$11,989	\$12,104	\$ 13,297
OPEB Life Insurance Premium Payments	\$3,706	\$3,800	\$ 3,800
Retirees Receiving OPEB	86	97	97

City of Dover, New Hampshire

OPEB Liability Fund Expenditure Detail Report

Fiscal Year: 2013-2014

 Print accounts with zero balance Round to whole dollars Account on new page

From Date: 7/1/2013

To Date: 6/30/2014

Definition: FY14 City Manager Proposed

Account	Description	FY12 Actual	FY13 Adopted Budget	FY14 Department Request	FY14 City Manager Proposed	Dollar Change	Percent Change
3500.1.190.41991.4211.00000.00.000	OPEB - Misc Gen Gov't - Hea	\$1,278,718.76	\$1,297,208.00	\$1,368,033.00	\$1,368,033.00	\$70,825.00	5.46
	Column: [FY14CityManagerProposed]	Budget	FTE	Position Desc.			
	Description: FY13 Premium Costs for 97 Retirees	\$1,368,033.00					
	Notes: Actuarial Determined Annual OPEB Required Contribution \$4,273,728						
	Column Total:	\$1,368,033.00					
3500.1.190.41991.4212.00000.00.000	OPEB - Misc Gen Gov't - Den	\$11,989.36	\$12,104.00	\$13,297.00	\$13,297.00	\$1,193.00	9.86
	Column: [FY14CityManagerProposed]	Budget	FTE	Position Desc.			
	Description: FY13 Premium Costs for 10 Retirees	\$13,297.00					
	Column Total:	\$13,297.00					
3500.1.190.41991.4213.00000.00.000	OPEB - Misc Gen Gov't - Life	\$3,705.60	\$3,800.00	\$3,800.00	\$3,800.00	\$0.00	0.00
	Column: [FY14CityManagerProposed]	Budget	FTE	Position Desc.			
	Description: FY13 Premium Costs for 1 Retiree	\$3,800.00					
	Column Total:	\$3,800.00					
Budg_Cat: Personal Services - 100		\$1,294,413.72	\$1,313,112.00	\$1,385,130.00	\$1,385,130.00	\$72,018.00	5.48
3500.1.190.41991.4335.00000.00.000	Auditing Services	\$181.00	\$0.00	\$0.00	\$0.00	\$0.00	0.00
	Column: [FY14CityManagerProposed]	Budget	FTE	Position Desc.			
	Description: Auditing Services	\$0.00					
	Column Total:	\$0.00					
Budg_Cat: Purchased Services - 300		\$181.00	\$0.00	\$0.00	\$0.00	\$0.00	0.00
Func: Misc Gen Gov't - 41991		\$1,294,594.72	\$1,313,112.00	\$1,385,130.00	\$1,385,130.00	\$72,018.00	5.48

OTHER CHARGES

Division: DoverNet Fund

Function: 6100-49200

Mission Statement:

To enhance the use of information technology in the delivery of municipal services thereby promoting greater efficiency, effectiveness and accessibility of community information and services.

Major Services/Responsibilities:

- To continually improve reliability, efficiency, security and speed of access to the City and School network with priority given to direct customer-service related operations.
- To continue fostering awareness between departments of common application and data needs. Research solutions, vendors, applications based on city and school-wide requirements where applicable.
- Develop a comprehensive city-wide information technology master plan.
- Full planning cycle of design, implementation, maintenance and replacement of information technology systems and services.

Key Fiscal Year Objectives:

- Continue administration of self-insured maintenance program for client systems, printing and other network devices.
- Provide or coordinate staff training when and where required to improve user efficiency.
- Continue administrator-level training to retain the majority of administration in-house and to support the design of fiscally responsible solutions using current and accepted technologies.
- To augment the delivery of information and services provided to the community using a variety of Internet-based methods where possible.

Performance Measures:

Description	FY12 Act	FY13 Est	FY14 Est
Address support requests from through the municipality.	1367	1268	1200
Inventory, maintain and upgrade individual computer & peripheral equipment (Client systems used as metric.)	186	199	205
Inventory, maintain and upgrade shared servers, applications, network devices, telecommunication services. (Physical servers used as metric.)	21	23	20

City of Dover, New Hampshire

Dover Net Expenditure Detail Report

Fiscal Year: 2013-2014

 Print accounts with zero balance
 Round to whole dollars
 Account on new page

From Date: 7/1/2013

To Date: 6/30/2014

Definition: FY14 City Manager Proposed

Account	Description	FY12 Actual	FY13 Adopted Budget	FY14 Department Request	FY14 City Manager Proposed	Dollar Change	Percent Change
6100.1.550.49200.4341.01201.00.000	Technical Services	\$114.95	\$1,000.00	\$1,000.00	\$1,000.00	\$0.00	0.00
	Column: [FY14CityManagerProposed]	Budget	FTE	Position Desc.			
	Description: Technical Services	\$1,000.00					
	Column Total:	\$1,000.00					
6100.1.550.49200.4435.01201.08.000	Maint Chrgs - Office Equipmei	\$0.00	\$4,600.00	\$2,000.00	\$2,000.00	(\$2,600.00)	(56.52)
	Column: [FY14CityManagerProposed]	Budget	FTE	Position Desc.			
	Description: Cisco SmartNet for Public Wireless (NBD)	\$2,000.00					
	Column Total:	\$2,000.00					
6100.1.550.49200.4531.01201.00.000	Telecommunications	\$4,934.50	\$5,200.00	\$5,400.00	\$5,400.00	\$200.00	3.85
	Column: [FY14CityManagerProposed]	Budget	FTE	Position Desc.			
	Description: Data - Comcast - AP - Cocheco Falls	\$1,050.00					
	Description: Data - Comcast - AP - Henry Law Park	\$1,050.00					
	Description: Data - Comcast - AP - Transportation Center	\$1,050.00					
	Description: Data - Comcast - Seymour Osmund CC	\$1,050.00					
	Description: Data - Comcast - Wireless Backbone	\$1,200.00					
	Column Total:	\$5,400.00					
Budg_Cat: Purchased Services - 300		\$5,049.45	\$10,800.00	\$8,400.00	\$8,400.00	(\$2,400.00)	(22.22)
Proj_Grant: Information Technology - 01201		\$5,049.45	\$10,800.00	\$8,400.00	\$8,400.00	(\$2,400.00)	(22.22)

City of Dover, New Hampshire

Dover Net Expenditure Detail Report

Fiscal Year: 2013-2014

Print accounts with zero balance Round to whole dollars Account on new page

From Date: 7/1/2013

To Date: 6/30/2014

Definition: FY14 City Manager Proposed

Account	Description	FY12 Actual	FY13 Adopted Budget	FY14 Department Request	FY14 City Manager Proposed	Dollar Change	Percent Change
6100.1.550.49200.4110.01206.00.000	Regular Salaried Employees	\$46,283.60	\$47,539.00	\$47,539.00	\$47,539.00	\$0.00	0.00
	Column: [FY14CityManagerProposed]	Budget	FTE	Position Desc.			
	Description: Gillis, Michael	\$47,539.00	1.0000	Media Coordinat			
	Column Total:	\$47,539.00					
6100.1.550.49200.4115.01206.00.000	Regular Hourly Employees	\$3,160.00	\$35,152.00	\$43,913.00	\$43,913.00	\$8,761.00	24.92
	Column: [FY14CityManagerProposed]	Budget	FTE	Position Desc.			
	Description: Beatrice, Martin J	\$14,272.00	0.2500	Information Tec			
	Description: Camera Operators	\$20,880.00	0.2500				
	Description: TBD	\$8,761.00	0.2000	Media Tec			
	Column Total:	\$43,913.00					
6100.1.550.49200.4211.01206.00.000	Health Insurance	\$12,976.04	\$14,884.00	\$15,528.00	\$15,528.00	\$644.00	4.33
	Column: [FY14CityManagerProposed]	Budget	FTE	Position Desc.			
	Description: Medical Premiums to LGC Health Trust	\$15,528.00					
	Column Total:	\$15,528.00					
6100.1.550.49200.4212.01206.00.000	Dental Insurance	\$452.22	\$364.00	\$369.00	\$369.00	\$5.00	1.37
	Column: [FY14CityManagerProposed]	Budget	FTE	Position Desc.			
	Description: Dental Premium LGC Health Trust	\$369.00					
	Column Total:	\$369.00					
6100.1.550.49200.4213.01206.00.000	Life Insurance	\$96.80	\$114.00	\$114.00	\$114.00	\$0.00	0.00
	Column: [FY14CityManagerProposed]	Budget	FTE	Position Desc.			
	Description: Life Premiums to LGC Health Trust	\$114.00					
	Column Total:	\$114.00					
6100.1.550.49200.4220.01206.00.000	FICA	\$3,915.94	\$5,126.00	\$5,694.00	\$5,694.00	\$568.00	11.08
	Column: [FY14CityManagerProposed]	Budget	FTE	Position Desc.			
	Description: Cost of FICA - 6.2% of Wages	\$5,694.00					
	Column Total:	\$5,694.00					

City of Dover, New Hampshire

Dover Net Expenditure Detail Report

Fiscal Year: 2013-2014

 Print accounts with zero balance Round to whole dollars Account on new page

From Date: 7/1/2013

To Date: 6/30/2014

Definition: FY14 City Manager Proposed

Account	Description	FY12 Actual	FY13 Adopted Budget	FY14 Department Request	FY14 City Manager Proposed	Dollar Change	Percent Change
6100.1.550.49200.4225.01206.00.000	Medicare	\$915.87	\$1,200.00	\$1,331.00	\$1,331.00	\$131.00	10.92
	Column: [FY14CityManagerProposed]	Budget	FTE	Position Desc.			
	Description: Cost of Medicare - 1.45% of wages	\$1,331.00					
	Column Total:	\$1,331.00					
6100.1.550.49200.4230.01206.00.000	Retirement	\$4,535.05	\$4,183.00	\$5,120.00	\$5,120.00	\$937.00	22.40
	Column: [FY14CityManagerProposed]	Budget	FTE	Position Desc.			
	Description: Cost of NH Retirement System	\$5,120.00					
	Column Total:	\$5,120.00					
6100.1.550.49200.4240.01206.00.000	Staff Development Reimburse	\$0.00	\$1,000.00	\$1,000.00	\$1,000.00	\$0.00	0.00
	Column: [FY14CityManagerProposed]	Budget	FTE	Position Desc.			
	Description: Staff Development	\$1,000.00					
	Column Total:	\$1,000.00					
6100.1.550.49200.4260.01206.00.000	Workers Comp Insurance	\$99.96	\$100.00	\$330.00	\$330.00	\$230.00	230.00
	Column: [FY14CityManagerProposed]	Budget	FTE	Position Desc.			
	Description: Workers Comp allocation of self insurance	\$330.00					
	Column Total:	\$330.00					
6100.1.550.49200.4441.01206.00.000	Rental of Land & Buildings	\$31,781.75	\$31,636.00	\$31,276.00	\$31,276.00	(\$360.00)	(1.14)
	Column: [FY14CityManagerProposed]	Budget	FTE	Position Desc.			
	Description: McConnell Center Media Access Center	\$31,276.00		2,572 sq ft			
	Column Total:	\$31,276.00					
6100.1.550.49200.4840.01206.00.000	Contingency	\$0.00	\$55,390.00	\$46,704.00	\$46,704.00	(\$8,686.00)	(15.68)
	Column: [FY14CityManagerProposed]	Budget	FTE	Position Desc.			
	Description: Annual Reserve Accumulation	\$41,314.00					
	Description: Contingency for Unforeseen Expenses	\$5,390.00					
	Column Total:	\$46,704.00					

Printed: 04/03/2013 7:37:45 PM

Report:

3.1.24

Page:

3

City of Dover, New Hampshire

Dover Net Expenditure Detail Report

Fiscal Year: 2013-2014

Print accounts with zero balance Round to whole dollars Account on new page

From Date: 7/1/2013

To Date: 6/30/2014

Definition: FY14 City Manager Proposed

Account	Description	FY12 Actual	FY13 Adopted Budget	FY14 Department Request	FY14 City Manager Proposed	Dollar Change	Percent Change
Budg_Cat: Personal Services - 100		\$104,217.23	\$196,688.00	\$198,918.00	\$198,918.00	\$2,230.00	1.13
6100.1.550.49200.4341.01206.00.000	Studio - Technical Services	\$5,971.74	\$13,500.00	\$21,200.00	\$21,200.00	\$7,700.00	57.04
	Column: [FY14CityManagerProposed]	Budget	FTE	Position Desc.			
	Description: Design - Council Chambers	\$7,500.00					
	Description: Domain Names Registration & Renewal	\$500.00					
	Description: PEG Central, Video on Demand, one year	\$3,200.00					
	Description: Remote Event Support	\$1,000.00					
	Description: Total Info, Data Delivery for Ch 22 and 95	\$1,000.00					
	Description: Vendor Service & Equipment Repair	\$4,000.00					
	Description: Webserver Collocation	\$4,000.00					
	Column Total:	\$21,200.00					
6100.1.550.49200.4423.01206.00.000	Cleaning Services	\$5,979.96	\$6,000.00	\$6,000.00	\$6,000.00	\$0.00	0.00
	Column: [FY14CityManagerProposed]	Budget	FTE	Position Desc.			
	Description: Cleaning Services for Media Access Center	\$6,000.00					
	Column Total:	\$6,000.00					
6100.1.550.49200.4435.01206.00.000	Studio - Maint Chrgs - Office E	\$610.00	\$3,000.00	\$8,000.00	\$8,000.00	\$5,000.00	166.67
	Column: [FY14CityManagerProposed]	Budget	FTE	Position Desc.			
	Description: Maintenance Support	\$3,000.00					
	Description: Percussion CM1 Maintenance	\$5,000.00					
	Column Total:	\$8,000.00					

City of Dover, New Hampshire

Dover Net Expenditure Detail Report

Fiscal Year: 2013-2014

Print accounts with zero balance Round to whole dollars Account on new page

From Date: 7/1/2013

To Date: 6/30/2014

Definition: FY14 City Manager Proposed

Account	Description	FY12 Actual	FY13 Adopted Budget	FY14 Department Request	FY14 City Manager Proposed	Dollar Change	Percent Change
6100.1.550.49200.4531.01206.00.000	Telecommunications	\$945.46	\$28,715.00	\$21,575.00	\$21,575.00	(\$7,140.00)	(24.87)
Column: [FY14CityManagerProposed]		Budget	FTE	Position Desc.			
	Description: Data - Comcast - City Hall	\$5,500.00					
	Description: Data - Comcast - Community Services	\$1,700.00					
	Description: Data - Comcast - Fire Central	\$1,100.00					
	Description: Data - Comcast - Fire North End	\$1,700.00					
	Description: Data - Comcast - Fire South End	\$1,100.00					
	Description: Data - Comcast - McConnell Center	\$1,100.00					
	Description: Data - Comcast - Police Remote (2)	\$2,200.00					
	Description: Data - Comcast - Public Library	\$200.00					
	Description: Data - Comcast - Rec - Arena	\$1,100.00					
	Description: Data - Comcast - School - Garrison	\$200.00					
	Description: Data - Comcast - School - Horne	\$200.00					
	Description: Data - Comcast - School - Middle	\$2,800.00					
	Description: Data - Comcast - School - Woodman	\$200.00					
	Description: Data - Comcast - WWTF	\$1,600.00					
	Description: Voice - Media Services Conf Rm Phone	\$375.00					
	Description: Voice - Media Services Phones	\$500.00					
	Column Total:	\$21,575.00					
Budg_Cat: Purchased Services - 300		\$13,507.16	\$51,215.00	\$56,775.00	\$56,775.00	\$5,560.00	10.86
6100.1.550.49200.4612.01206.00.000	Studio - Operating Supplies	\$684.57	\$2,500.00	\$2,500.00	\$2,500.00	\$0.00	0.00
Column: [FY14CityManagerProposed]		Budget	FTE	Position Desc.			
	Description: Media supplies - cabling, discs, media, etc.	\$2,500.00					
	Column Total:	\$2,500.00					

City of Dover, New Hampshire

Dover Net Expenditure Detail Report

Fiscal Year: 2013-2014

Print accounts with zero balance Round to whole dollars Account on new page

From Date: 7/1/2013

To Date: 6/30/2014

Definition: FY14 City Manager Proposed

Account	Description	FY12 Actual	FY13 Adopted Budget	FY14 Department Request	FY14 City Manager Proposed	Dollar Change	Percent Change
6100.1.550.49200.4640.01206.00.000	Books/Publications	\$312.00	\$650.00	\$1,330.00	\$1,330.00	\$680.00	104.62
	Column: [FY14CityManagerProposed]	Budget	FTE	Position Desc.			
	Description: Artists License - ASCAP	\$330.00					
	Description: Artists License - BMI	\$325.00					
	Description: Artists License - SESAC	\$675.00					
	Column Total:	\$1,330.00					
Budg_Cat: Supplies - 600		\$996.57	\$3,150.00	\$3,830.00	\$3,830.00	\$680.00	21.59
6100.1.550.49200.4725.01206.00.000	Building Improvements	\$0.00	\$2,000.00	\$2,500.00	\$2,500.00	\$500.00	25.00
	Column: [FY14CityManagerProposed]	Budget	FTE	Position Desc.			
	Description: Media Access Center / Council Chambers	\$2,500.00					
	Column Total:	\$2,500.00					
6100.1.550.49200.4744.01206.00.000	Furniture & Fixtures	\$22,178.95	\$2,000.00	\$4,000.00	\$4,000.00	\$2,000.00	100.00
	Column: [FY14CityManagerProposed]	Budget	FTE	Position Desc.			
	Description: Media Access Center / Council Chambers	\$4,000.00					
	Column Total:	\$4,000.00					
6100.1.550.49200.4745.01206.00.000	Studio - Computers & Commu	\$40,307.14	\$15,200.00	\$6,500.00	\$6,500.00	(\$8,700.00)	(57.24)
	Column: [FY14CityManagerProposed]	Budget	FTE	Position Desc.			
	Description: Council Chambers - audio	\$2,500.00					
	Description: Network Broadcast Infrastructure	\$4,000.00					
	Column Total:	\$6,500.00					
Budg_Cat: Capital Outlay - 700		\$62,486.09	\$19,200.00	\$13,000.00	\$13,000.00	(\$6,200.00)	(32.29)

City of Dover, New Hampshire

Dover Net Expenditure Detail Report

Fiscal Year: 2013-2014

 Print accounts with zero balance
 Round to whole dollars
 Account on new page

From Date: 7/1/2013

To Date: 6/30/2014

Definition: FY14 City Manager Proposed

Account	Description	FY12 Actual	FY13 Adopted Budget	FY14 Department Request	FY14 City Manager Proposed	Dollar Change	Percent Change
6100.1.550.49200.4810.01206.00.000	Membership Dues	\$585.00	\$750.00	\$750.00	\$750.00	\$0.00	0.00
	Column: [FY14CityManagerProposed]	Budget	FTE	Position Desc.			
	Description: Cable Community	\$50.00					
	Description: NATOA Membership	\$700.00					
	Column Total:	\$750.00					
Budg_Cat: Other Expenses - 800		\$585.00	\$750.00	\$750.00	\$750.00	\$0.00	0.00
Proj_Grant: Dover Communications Studio - 01206		\$181,792.05	\$271,003.00	\$273,273.00	\$273,273.00	\$2,270.00	0.84
6100.1.550.49200.4110.09100.00.000	DoverNet Fund - Regular Sal	\$126,927.31	\$129,082.00	\$129,483.00	\$129,483.00	\$401.00	0.31
	Column: [FY14CityManagerProposed]	Budget	FTE	Position Desc.			
	Description: 457 Plan Incentive Payment	\$130.00					
	Description: Dove, Annie L	\$65,438.00	0.6000	Director of Inf			
	Description: Wentworth, Matthew	\$63,915.00	1.0000	Information Tec			
	Column Total:	\$129,483.00					
6100.1.550.49200.4115.09100.00.000	DoverNet Fund - Regular Hou	\$26,335.59	\$14,822.00	\$15,212.00	\$15,212.00	\$390.00	2.63
	Column: [FY14CityManagerProposed]	Budget	FTE	Position Desc.			
	Description: Peters, David	\$15,212.00	0.3750	Information Tec			
	Column Total:	\$15,212.00					
6100.1.550.49200.4170.09100.00.000	DoverNet Fund - Longevity Pe	\$600.00	\$600.00	\$1,280.00	\$1,280.00	\$680.00	113.33
	Column: [FY14CityManagerProposed]	Budget	FTE	Position Desc.			
	Description: 2 @ 10-14 years	\$1,280.00					
	Column Total:	\$1,280.00					

City of Dover, New Hampshire

Dover Net Expenditure Detail Report

Fiscal Year: 2013-2014

Print accounts with zero balance Round to whole dollars Account on new page

From Date: 7/1/2013

To Date: 6/30/2014

Definition: FY14 City Manager Proposed

Account	Description	FY12 Actual	FY13 Adopted Budget	FY14 Department Request	FY14 City Manager Proposed	Dollar Change	Percent Change
6100.1.550.49200.4211.09100.00.000	DoverNet Fund - Health Insur:	\$16,550.40	\$17,705.00	\$18,267.00	\$18,267.00	\$562.00	3.17
	Column: [FY14CityManagerProposed]	Budget	FTE	Position Desc.			
	Description: Medical Premiums to LGC HealthTrust	\$18,267.00					
	Column Total:	\$18,267.00					
6100.1.550.49200.4212.09100.00.000	DoverNet Fund - Dental Insur:	\$922.08	\$729.00	\$737.00	\$737.00	\$8.00	1.10
	Column: [FY14CityManagerProposed]	Budget	FTE	Position Desc.			
	Description: Dental Premiums to LGC HealthTrust	\$737.00					
	Column Total:	\$737.00					
6100.1.550.49200.4213.09100.00.000	DoverNet Fund - Life Insuranc	\$127.84	\$150.00	\$153.00	\$153.00	\$3.00	2.00
	Column: [FY14CityManagerProposed]	Budget	FTE	Position Desc.			
	Description: Life Premiums to LGC HealthTrust	\$153.00					
	Column Total:	\$153.00					
6100.1.550.49200.4220.09100.00.000	DoverNet Fund - FICA	\$9,231.60	\$8,623.00	\$8,834.00	\$8,834.00	\$211.00	2.45
	Column: [FY14CityManagerProposed]	Budget	FTE	Position Desc.			
	Description: Cost of FICA - 6.2% of Wages	\$8,834.00					
	Column Total:	\$8,834.00					
6100.1.550.49200.4225.09100.00.000	DoverNet Fund - Medicare	\$2,159.18	\$2,017.00	\$2,096.00	\$2,096.00	\$79.00	3.92
	Column: [FY14CityManagerProposed]	Budget	FTE	Position Desc.			
	Description: Cost of Medicare - 1.45% of wages	\$2,096.00					
	Column Total:	\$2,096.00					
6100.1.550.49200.4230.09100.00.000	DoverNet Fund - Retirement	\$5,552.02	\$5,649.00	\$6,984.00	\$6,984.00	\$1,335.00	23.63
	Column: [FY14CityManagerProposed]	Budget	FTE	Position Desc.			
	Description: Cost of NH Retirement System payments	\$6,984.00					
	Column Total:	\$6,984.00					

City of Dover, New Hampshire

Dover Net Expenditure Detail Report

Fiscal Year: 2013-2014

 Print accounts with zero balance Round to whole dollars Account on new page

From Date: 7/1/2013

To Date: 6/30/2014

Definition: FY14 City Manager Proposed

Account	Description	FY12 Actual	FY13 Adopted Budget	FY14 Department Request	FY14 City Manager Proposed	Dollar Change	Percent Change
6100.1.550.49200.4240.09100.00.000	DoverNet Fund - Staff Develop	\$3,000.00	\$3,000.00	\$3,500.00	\$3,500.00	\$500.00	16.67
	Column: [FY14CityManagerProposed]	Budget	FTE	Position Desc.			
	Description: Staff Development	\$3,500.00					
	Column Total:	\$3,500.00					
6100.1.550.49200.4260.09100.00.000	DoverNet Fund - Workers Cor	\$99.96	\$100.00	\$586.00	\$586.00	\$486.00	486.00
	Column: [FY14CityManagerProposed]	Budget	FTE	Position Desc.			
	Description: Workers Comp Allocation of Self insuranc	\$586.00					
	Column Total:	\$586.00					
6100.1.550.49200.4290.09100.00.000	DoverNet Fund - FSA Fees	\$72.00	\$66.00	\$75.00	\$75.00	\$9.00	13.64
	Column: [FY14CityManagerProposed]	Budget	FTE	Position Desc.			
	Description: FSA Fees	\$75.00					
	Column Total:	\$75.00					
Budg_Cat: Personal Services - 100		\$191,577.98	\$182,543.00	\$187,207.00	\$187,207.00	\$4,664.00	2.56
6100.1.550.49200.4335.09100.00.000	Internal Service - Auditing Ser	\$433.00	\$433.00	\$433.00	\$433.00	\$0.00	0.00
	Column: [FY14CityManagerProposed]	Budget	FTE	Position Desc.			
	Description: Auditing Services	\$433.00					
	Column Total:	\$433.00					
6100.1.550.49200.4341.09100.00.000	Administration - Technical Ser	\$8,842.70	\$32,400.00	\$25,500.00	\$25,500.00	(\$6,900.00)	(21.30)
	Column: [FY14CityManagerProposed]	Budget	FTE	Position Desc.			
	Description: GIS Hosting Services - AppGeo	\$3,500.00					
	Description: Network/Physical Services	\$6,000.00					
	Description: Programming Services	\$8,000.00					
	Description: Security Services	\$8,000.00					
	Column Total:	\$25,500.00					

City of Dover, New Hampshire

Dover Net Expenditure Detail Report

Fiscal Year: 2013-2014

Print accounts with zero balance Round to whole dollars Account on new page

From Date: 7/1/2013

To Date: 6/30/2014

Definition: FY14 City Manager Proposed

Account	Description	FY12 Actual	FY13 Adopted Budget	FY14 Department Request	FY14 City Manager Proposed	Dollar Change	Percent Change
6100.1.550.49200.4435.09100.00.000	DoverNet Fund - Maint Chrgs	\$36,442.63	\$34,570.00	\$46,970.00	\$46,970.00	\$12,400.00	35.87
Column: [FY14CityManagerProposed]		Budget	FTE	Position Desc.			
	Description: Bentley Maintenance Contract	\$820.00					
	Description: Cisco Smartnet Contract - Firewall	\$1,200.00					
	Description: Cisco Smartnet Contracts - SNT	\$2,500.00					
	Description: Cisco Smartnet Contracts - SNTP	\$2,500.00					
	Description: ESRI Maintenance	\$5,000.00					
	Description: GlobalScape Maintenance	\$250.00					
	Description: HW Maintenance and Repair - Printer	\$1,800.00					
	Description: HW Maintenance and Repair - UPS	\$500.00					
	Description: HW Maintenance Extensions - Server	\$5,000.00					
	Description: Sensource Maintenance	\$1,100.00					
	Description: Symantec Backup Exec Maintenance, 1yr	\$3,000.00					
	Description: Symantec Brightmail AntiSPAM Subscription 1yr	\$1,800.00					
	Description: Symantec EPP Licensing, 2yr	\$8,000.00					
	Description: Treeno Maintenance Contract	\$5,500.00					
	Description: VUEWorks Maintenance Contract	\$8,000.00					
	Column Total:	\$46,970.00					
6100.1.550.49200.4441.09100.00.000	DoverNet Fund - Rental of Lar	\$2,889.25	\$0.00	\$0.00	\$0.00	\$0.00	0.00
6100.1.550.49200.4521.09100.00.000	DoverNet Fund - Property Insu	\$83.04	\$83.00	\$83.00	\$83.00	\$0.00	0.00
Column: [FY14CityManagerProposed]		Budget	FTE	Position Desc.			
	Description: LGC Property Insurance	\$83.00					
	Column Total:	\$83.00					

City of Dover, New Hampshire

Dover Net Expenditure Detail Report

Fiscal Year: 2013-2014

 Print accounts with zero balance
 Round to whole dollars
 Account on new page

From Date: 7/1/2013

To Date: 6/30/2014

Definition: FY14 City Manager Proposed

Account	Description	FY12 Actual	FY13 Adopted Budget	FY14 Department Request	FY14 City Manager Proposed	Dollar Change	Percent Change
6100.1.550.49200.4531.09100.00.000	Telecommunications	\$32,093.21	\$40,568.00	\$13,685.00	\$13,685.00	(\$26,883.00)	(66.27)
	Column: [FY14CityManagerProposed]	Budget	FTE	Position Desc.			
	Description: Data - BayRing - DryCopper - 2	\$720.00					
	Description: Data - BayRing- 2DC to Middle (2/3DPS)	\$480.00					
	Description: Data - Internet - Failover	\$1,680.00					
	Description: Dialup - BayRing - Account (2)	\$240.00					
	Description: Voice - BayRing - Fiber - CityHall	\$3,900.00					
	Description: Voice - BayRing - ITOffice Phones (3)	\$600.00					
	Description: Voice - Verizon Wireless - 2 SmartPhone	\$1,750.00					
	Description: Voice - Verizon Wireless - Tablet	\$875.00					
	Description: Voice/Data - BayRing - Analog	\$240.00					
	Description: Voice/Data - Shared / Contingency	\$3,200.00					
	Column Total:	\$13,685.00					
6100.1.550.49200.4534.09100.00.000	DoverNet Fund - Administratic	\$0.00	\$75.00	\$75.00	\$75.00	\$0.00	0.00
	Column: [FY14CityManagerProposed]	Budget	FTE	Position Desc.			
	Description: FedEx Postage	\$50.00					
	Description: USPS Postage	\$25.00					
	Column Total:	\$75.00					
	Account Note: Correspondence, express and parcel delivery services.						
6100.1.550.49200.4580.09100.00.000	DoverNet Fund - Travel Exper	\$0.00	\$0.00	\$1,000.00	\$1,000.00	\$1,000.00	0.00
	Column: [FY14CityManagerProposed]	Budget	FTE	Position Desc.			
	Description: DoverNet Fund - Travel Expense	\$1,000.00					
	Column Total:	\$1,000.00					
Budg_Cat: Purchased Services - 300		\$80,783.83	\$108,129.00	\$87,746.00	\$87,746.00	(\$20,383.00)	(18.85)

City of Dover, New Hampshire

Dover Net Expenditure Detail Report

Fiscal Year: 2013-2014

Print accounts with zero balance Round to whole dollars Account on new page

From Date: 7/1/2013

To Date: 6/30/2014

Definition: FY14 City Manager Proposed

Account	Description	FY12 Actual	FY13 Adopted Budget	FY14 Department Request	FY14 City Manager Proposed	Dollar Change	Percent Change
6100.1.550.49200.4611.09100.00.000	Internal Service - Office Suppl	\$440.49	\$500.00	\$500.00	\$500.00	\$0.00	0.00
	Column: [FY14CityManagerProposed]	Budget	FTE	Position Desc.			
	Description: CD-ROMs, DVDs	\$200.00					
	Description: Paper, Pens, Bcards	\$150.00					
	Description: Toner	\$150.00					
	Column Total:	\$500.00					
6100.1.550.49200.4612.09100.00.000	DoverNet Fund - Operating St	\$1,654.07	\$3,000.00	\$3,000.00	\$3,000.00	\$0.00	0.00
	Column: [FY14CityManagerProposed]	Budget	FTE	Position Desc.			
	Description: Backup Tapes - DDS, DLT	\$1,500.00					
	Description: Network Cabling	\$500.00					
	Description: Network Support Equipment	\$1,000.00					
	Column Total:	\$3,000.00					
6100.1.550.49200.4640.09100.00.000	DoverNet Fund - Books & Put	\$3,051.50	\$3,352.00	\$3,616.00	\$3,616.00	\$264.00	7.88
	Column: [FY14CityManagerProposed]	Budget	FTE	Position Desc.			
	Description: LexisLaw	\$3,216.00					
	Description: MSoft Self-Study Guides	\$200.00					
	Description: Technical Reference Materials	\$200.00					
	Column Total:	\$3,616.00					
Budg_Cat: Supplies - 600		\$5,146.06	\$6,852.00	\$7,116.00	\$7,116.00	\$264.00	3.85
6100.1.550.49200.4744.09100.00.000	Furniture & Fixtures	\$0.00	\$2,750.00	\$1,500.00	\$1,500.00	(\$1,250.00)	(45.45)
	Column: [FY14CityManagerProposed]	Budget	FTE	Position Desc.			
	Description: Desk, Chair for IT Technician	\$1,500.00					
	Column Total:	\$1,500.00					

City of Dover, New Hampshire

Dover Net Expenditure Detail Report

Fiscal Year: 2013-2014

 Print accounts with zero balance Round to whole dollars Account on new page

From Date: 7/1/2013

To Date: 6/30/2014

Definition: FY14 City Manager Proposed

Account	Description	FY12 Actual	FY13 Adopted Budget	FY14 Department Request	FY14 City Manager Proposed	Dollar Change	Percent Change
6100.1.550.49200.4912.09100.00.000	Internal Service - Transfer to s	\$82.00	\$165.00	\$358.00	\$358.00	\$193.00	116.97
	Column: [FY14CityManagerProposed]	Budget	FTE	Position Desc.			
	Description: 15% of DoverNet Share of OPEB ARC	\$358.00		Target 15% FY14			
	Column Total:	\$358.00					
Budg_Cat: Operating Transfers Out - 910		\$82.00	\$165.00	\$358.00	\$358.00	\$193.00	116.97
Proj_Grant: Administration - 09100		\$384,920.92	\$375,240.00	\$316,768.00	\$316,768.00	(\$58,472.00)	(15.58)
6100.1.550.49200.4435.09111.00.000	Maint Chrgs - Office Equipme	\$59.76	\$256.00	\$256.00	\$256.00	\$0.00	0.00
	Column: [FY14CityManagerProposed]	Budget	FTE	Position Desc.			
	Description: Executive - Maintenance	\$250.00					
	Description: Executive - UPS Maintenance	\$6.00					
	Column Total:	\$256.00					
Budg_Cat: Purchased Services - 300		\$59.76	\$256.00	\$256.00	\$256.00	\$0.00	0.00
6100.1.550.49200.4611.09111.00.000	Executive - Office Supplies	\$140.32	\$0.00	\$0.00	\$0.00	\$0.00	0.00
Budg_Cat: Supplies - 600		\$140.32	\$0.00	\$0.00	\$0.00	\$0.00	0.00
6100.1.550.49200.4745.09111.00.000	Executive - Computers & Con	\$1,309.17	\$2,292.00	\$2,292.00	\$2,292.00	\$0.00	0.00
	Column: [FY14CityManagerProposed]	Budget	FTE	Position Desc.			
	Description: Executive - PC Replacement	\$2,292.00					
	Column Total:	\$2,292.00					
Budg_Cat: Capital Outlay - 700		\$1,309.17	\$2,292.00	\$2,292.00	\$2,292.00	\$0.00	0.00
Proj_Grant: Executive - 09111		\$1,509.25	\$2,548.00	\$2,548.00	\$2,548.00	\$0.00	0.00

City of Dover, New Hampshire

Dover Net Expenditure Detail Report

Fiscal Year: 2013-2014

Print accounts with zero balance Round to whole dollars Account on new page

From Date: 7/1/2013

To Date: 6/30/2014

Definition: FY14 City Manager Proposed

Account	Description	FY12 Actual	FY13 Adopted Budget	FY14 Department Request	FY14 City Manager Proposed	Dollar Change	Percent Change
6100.1.550.49200.4745.09100.00.000	Administration - Computers &	\$18,722.63	\$55,000.00	\$31,000.00	\$31,000.00	(\$24,000.00)	(43.64)
	Column: [FY14CityManagerProposed]	Budget	FTE	Position Desc.			
	Description: Security - CS-PW, CS-WWTF, Arena (3)	\$6,000.00					
	Description: Security - Web Content Filter (1)	\$5,000.00					
	Description: Server Replacement - HW - File/Print (1)	\$8,000.00					
	Description: Server Replacement - Intranet Application	\$4,000.00					
	Description: Server Replacement - Intranet CALs (250)	\$5,000.00					
	Description: Server Replacement - Server OS - File/Print (1)	\$1,000.00					
	Description: Server Room - Rackmount UPS (1)	\$2,000.00					
	Column Total:	\$31,000.00					
6100.1.550.49200.4745.09100.90.000	Computers & Communication:	\$12,565.70	\$0.00	\$0.00	\$0.00	\$0.00	0.00
6100.1.550.49200.4745.09100.99.000	Computers & Communication:	\$76,042.72	\$0.00	\$0.00	\$0.00	\$0.00	0.00
Budg_Cat: Capital Outlay - 700		\$107,331.05	\$57,750.00	\$32,500.00	\$32,500.00	(\$25,250.00)	(43.72)
6100.1.550.49200.4810.09100.00.000	Internal Service - Membership	\$0.00	\$60.00	\$100.00	\$100.00	\$40.00	66.67
	Column: [FY14CityManagerProposed]	Budget	FTE	Position Desc.			
	Description: Experts Exchange	\$100.00					
	Column Total:	\$100.00					
6100.1.550.49200.4840.09100.00.000	DoverNet Fund - Contingency	\$0.00	\$19,741.00	\$1,741.00	\$1,741.00	(\$18,000.00)	(91.18)
	Column: [FY14CityManagerProposed]	Budget	FTE	Position Desc.			
	Description: Contingency for Unforeseen Expenses	\$1,741.00					
	Column Total:	\$1,741.00					
Budg_Cat: Other Expenses - 800		\$0.00	\$19,801.00	\$1,841.00	\$1,841.00	(\$17,960.00)	(90.70)

City of Dover, New Hampshire

Dover Net Expenditure Detail Report

Fiscal Year: 2013-2014

 Print accounts with zero balance
 Round to whole dollars
 Account on new page

From Date: 7/1/2013

To Date: 6/30/2014

Definition: FY14 City Manager Proposed

Account	Description	FY12 Actual	FY13 Adopted Budget	FY14 Department Request	FY14 City Manager Proposed	Dollar Change	Percent Change
6100.1.550.49200.4435.09151.00.000	Maint Chrgs - Office Equipmei	\$1,015.30	\$376.00	\$372.00	\$372.00	(\$4.00)	(1.06)
	Column: [FY14CityManagerProposed]	Budget	FTE	Position Desc.			
	Description: Finance - Maintenance	\$250.00					
	Description: Finance - UPS Maintenance	\$122.00					
	Column Total:	\$372.00					
Budg_Cat: Purchased Services - 300		\$1,015.30	\$376.00	\$372.00	\$372.00	(\$4.00)	(1.06)
6100.1.550.49200.4745.09151.00.000	Finance - Computers & Comm	\$1,904.44	\$4,424.00	\$4,424.00	\$4,424.00	\$0.00	0.00
	Column: [FY14CityManagerProposed]	Budget	FTE	Position Desc.			
	Description: Finance - PC Replacement	\$4,424.00					
	Column Total:	\$4,424.00					
6100.1.550.49200.4745.09151.91.000	Finance - Computers & Comm	\$500.80	\$0.00	\$0.00	\$0.00	\$0.00	0.00
Budg_Cat: Capital Outlay - 700		\$2,405.24	\$4,424.00	\$4,424.00	\$4,424.00	\$0.00	0.00
Proj_Grant: Finance - 09151		\$3,420.54	\$4,800.00	\$4,796.00	\$4,796.00	(\$4.00)	(0.08)
6100.1.550.49200.4435.09191.00.000	Maint Chrgs - Office Equipmei	\$0.00	\$250.00	\$250.00	\$250.00	\$0.00	0.00
	Column: [FY14CityManagerProposed]	Budget	FTE	Position Desc.			
	Description: Planning - Maintenance	\$250.00					
	Column Total:	\$250.00					
Budg_Cat: Purchased Services - 300		\$0.00	\$250.00	\$250.00	\$250.00	\$0.00	0.00

City of Dover, New Hampshire

Dover Net Expenditure Detail Report

Fiscal Year: 2013-2014

Print accounts with zero balance Round to whole dollars Account on new page

From Date: 7/1/2013

To Date: 6/30/2014

Definition: FY14 City Manager Proposed

Account	Description	FY12 Actual	FY13 Adopted Budget	FY14 Department Request	FY14 City Manager Proposed	Dollar Change	Percent Change
6100.1.550.49200.4745.09191.00.000	Planning - Computers & Comr	\$1,396.13	\$1,321.00	\$1,321.00	\$1,321.00	\$0.00	0.00
	Column: [FY14CityManagerProposed]	Budget	FTE	Position Desc.			
	Description: Planning - PC Replacement	\$1,321.00					
	Column Total:	\$1,321.00					
6100.1.550.49200.4745.09191.91.000	Planning - Computers & Comr	\$47.30	\$0.00	\$0.00	\$0.00	\$0.00	0.00
	Budg_Cat: Capital Outlay - 700	\$1,443.43	\$1,321.00	\$1,321.00	\$1,321.00	\$0.00	0.00
	Proj_Grant: Planning - 09191	\$1,443.43	\$1,571.00	\$1,571.00	\$1,571.00	\$0.00	0.00
6100.1.550.49200.4435.09210.00.000	Maint Chrgs - Office Equipmei	\$2,763.37	\$1,348.00	\$1,396.00	\$1,396.00	\$48.00	3.56
	Column: [FY14CityManagerProposed]	Budget	FTE	Position Desc.			
	Description: Police - Maintenance	\$250.00					
	Description: Police - SmartNet Maintenance	\$650.00					
	Description: Police - UPS Maintenance	\$496.00					
	Column Total:	\$1,396.00					
	Budg_Cat: Purchased Services - 300	\$2,763.37	\$1,348.00	\$1,396.00	\$1,396.00	\$48.00	3.56
6100.1.550.49200.4745.09210.00.000	Police - Computers & Commu	\$5,618.86	\$8,173.00	\$8,173.00	\$8,173.00	\$0.00	0.00
	Column: [FY14CityManagerProposed]	Budget	FTE	Position Desc.			
	Description: Police - PC Replacement	\$8,173.00					
	Column Total:	\$8,173.00					
	Budg_Cat: Capital Outlay - 700	\$5,618.86	\$8,173.00	\$8,173.00	\$8,173.00	\$0.00	0.00
	Proj_Grant: Police - 09210	\$8,382.23	\$9,521.00	\$9,569.00	\$9,569.00	\$48.00	0.50

City of Dover, New Hampshire

Dover Net Expenditure Detail Report

Fiscal Year: 2013-2014

 Print accounts with zero balance
 Round to whole dollars
 Account on new page

From Date: 7/1/2013

To Date: 6/30/2014

Definition: FY14 City Manager Proposed

Account	Description	FY12 Actual	FY13 Adopted Budget	FY14 Department Request	FY14 City Manager Proposed	Dollar Change	Percent Change
6100.1.550.49200.4435.09220.00.000	Maint Chrgs - Office Equipmei	\$348.45	\$250.00	\$250.00	\$250.00	\$0.00	0.00
	Column: [FY14CityManagerProposed]	Budget	FTE	Position Desc.			
	Description: Fire and Rescue - Maintenance	\$250.00					
	Column Total:	\$250.00					
Budg_Cat: Purchased Services - 300		\$348.45	\$250.00	\$250.00	\$250.00	\$0.00	0.00
6100.1.550.49200.4745.09220.00.000	Fire & Rescue - Computers &	\$1,904.44	\$4,326.00	\$4,326.00	\$4,326.00	\$0.00	0.00
	Column: [FY14CityManagerProposed]	Budget	FTE	Position Desc.			
	Description: Fire - PC Replacement	\$4,326.00					
	Column Total:	\$4,326.00					
6100.1.550.49200.4745.09220.91.000	Fire & Rescue - Computers &	\$500.00	\$0.00	\$0.00	\$0.00	\$0.00	0.00
Budg_Cat: Capital Outlay - 700		\$2,404.44	\$4,326.00	\$4,326.00	\$4,326.00	\$0.00	0.00
Proj_Grant: Fire & Rescue - 09220		\$2,752.89	\$4,576.00	\$4,576.00	\$4,576.00	\$0.00	0.00
6100.1.550.49200.4435.09300.00.000	Maint Chrgs - Office Equipmei	\$1,685.62	\$313.00	\$310.00	\$310.00	(\$3.00)	(0.96)
	Column: [FY14CityManagerProposed]	Budget	FTE	Position Desc.			
	Description: CS PW - Maintenance	\$250.00					
	Description: CS PW - UPS Maintenance	\$60.00					
	Column Total:	\$310.00					
Budg_Cat: Purchased Services - 300		\$1,685.62	\$313.00	\$310.00	\$310.00	(\$3.00)	(0.96)

City of Dover, New Hampshire

Dover Net Expenditure Detail Report

Fiscal Year: 2013-2014

Print accounts with zero balance Round to whole dollars Account on new page

From Date: 7/1/2013

To Date: 6/30/2014

Definition: FY14 City Manager Proposed

Account	Description	FY12 Actual	FY13 Adopted Budget	FY14 Department Request	FY14 City Manager Proposed	Dollar Change	Percent Change
6100.1.550.49200.4745.09300.00.000	Comm Serv PW - Computers	\$4,694.89	\$6,090.00	\$6,090.00	\$6,090.00	\$0.00	0.00
	Column: [FY14CityManagerProposed]	Budget	FTE	Position Desc.			
	Description: Community Services - PC Replacement	\$6,090.00					
	Column Total:	\$6,090.00					
6100.1.550.49200.4745.09300.91.000	Comm Serv PW - Computers	\$1,000.00	\$0.00	\$0.00	\$0.00	\$0.00	0.00
	Budg_Cat: Capital Outlay - 700	\$5,694.89	\$6,090.00	\$6,090.00	\$6,090.00	\$0.00	0.00
	Proj_Grant: Comm Serv PW - 09300	\$7,380.51	\$6,403.00	\$6,400.00	\$6,400.00	(\$3.00)	(0.05)
6100.1.550.49200.4435.09400.00.000	Maint Chrgs - Office Equipme	\$58.88	\$250.00	\$250.00	\$250.00	\$0.00	0.00
	Column: [FY14CityManagerProposed]	Budget	FTE	Position Desc.			
	Description: Public Welfare - Maintenance	\$250.00					
	Column Total:	\$250.00					
	Budg_Cat: Purchased Services - 300	\$58.88	\$250.00	\$250.00	\$250.00	\$0.00	0.00
6100.1.550.49200.4745.09400.00.000	Human Services - Computers	\$255.39	\$768.00	\$768.00	\$768.00	\$0.00	0.00
	Column: [FY14CityManagerProposed]	Budget	FTE	Position Desc.			
	Description: Public Welfare - PC Replacement	\$768.00					
	Column Total:	\$768.00					
	Budg_Cat: Capital Outlay - 700	\$255.39	\$768.00	\$768.00	\$768.00	\$0.00	0.00
	Proj_Grant: Human Services - 09400	\$314.27	\$1,018.00	\$1,018.00	\$1,018.00	\$0.00	0.00

City of Dover, New Hampshire

Dover Net Expenditure Detail Report

Fiscal Year: 2013-2014

Print accounts with zero balance Round to whole dollars Account on new page

From Date: 7/1/2013

To Date: 6/30/2014

Definition: FY14 City Manager Proposed

Account	Description	FY12 Actual	FY13 Adopted Budget	FY14 Department Request	FY14 City Manager Proposed	Dollar Change	Percent Change
6100.1.550.49200.4435.09455.00.000	Maint Chrgs - Office Equipmei	\$686.00	\$250.00	\$250.00	\$250.00	\$0.00	0.00
	Column: [FY14CityManagerProposed]	Budget	FTE	Position Desc.			
	Description: Library - Maintenance	\$250.00					
	Column Total:	\$250.00					
Budg_Cat: Purchased Services - 300		\$686.00	\$250.00	\$250.00	\$250.00	\$0.00	0.00
6100.1.550.49200.4745.09455.00.000	Public Library - Computers & C	\$2,559.88	\$3,048.00	\$3,048.00	\$3,048.00	\$0.00	0.00
	Column: [FY14CityManagerProposed]	Budget	FTE	Position Desc.			
	Description: Public Library - Computers & Communications Equip	\$3,048.00					
	Column Total:	\$3,048.00					
Budg_Cat: Capital Outlay - 700		\$2,559.88	\$3,048.00	\$3,048.00	\$3,048.00	\$0.00	0.00
Proj_Grant: Public Library - 09455		\$3,245.88	\$3,298.00	\$3,298.00	\$3,298.00	\$0.00	0.00
6100.1.550.49200.4435.09500.00.000	Maint Chrgs - Office Equipmei	\$289.24	\$300.00	\$282.00	\$282.00	(\$18.00)	(6.00)
	Column: [FY14CityManagerProposed]	Budget	FTE	Position Desc.			
	Description: Rec - Maintenance	\$250.00					
	Description: Rec - UPS Maintenance	\$32.00					
	Column Total:	\$282.00					
Budg_Cat: Purchased Services - 300		\$289.24	\$300.00	\$282.00	\$282.00	(\$18.00)	(6.00)
6100.1.550.49200.4745.09500.00.000	Comm Serv Recreation - Corr	\$2,134.97	\$3,165.00	\$3,165.00	\$3,165.00	\$0.00	0.00
	Column: [FY14CityManagerProposed]	Budget	FTE	Position Desc.			
	Description: Comm Serv Recreation - Computers & Communications	\$3,165.00					
	Column Total:	\$3,165.00					

City of Dover, New Hampshire

Dover Net Expenditure Detail Report

Fiscal Year: 2013-2014

Print accounts with zero balance Round to whole dollars Account on new page

From Date: 7/1/2013

To Date: 6/30/2014

Definition: FY14 City Manager Proposed

Account	Description	FY12 Actual	FY13 Adopted Budget	FY14 Department Request	FY14 City Manager Proposed	Dollar Change	Percent Change
6100.1.550.49200.4745.09500.91.000	Comm Serv Recreation - Corr	\$269.47	\$0.00	\$0.00	\$0.00	\$0.00	0.00
Budg_Cat:	Capital Outlay - 700	\$2,404.44	\$3,165.00	\$3,165.00	\$3,165.00	\$0.00	0.00
Proj_Grant:	Comm Serv Recreation - 09500	\$2,693.68	\$3,465.00	\$3,447.00	\$3,447.00	(\$18.00)	(0.52)
6100.1.550.49200.4435.09810.00.000	Maint Chrgs - Office Equipme	\$0.00	\$1,056.00	\$1,056.00	\$1,056.00	\$0.00	0.00
Column:	[FY14CityManagerProposed]	Budget	FTE	Position Desc.			
	Description: Water - Maintenance	\$250.00					
	Description: Water - SmartNet Maintenance	\$800.00					
	Description: Water - UPS Maintenance	\$6.00					
	Column Total:	\$1,056.00					
Budg_Cat:	Purchased Services - 300	\$0.00	\$1,056.00	\$1,056.00	\$1,056.00	\$0.00	0.00
Proj_Grant:	Water - 09810	\$0.00	\$1,056.00	\$1,056.00	\$1,056.00	\$0.00	0.00
6100.1.550.49200.4435.09820.00.000	Maint Chrgs - Office Equipme	\$0.00	\$1,050.00	\$1,050.00	\$1,050.00	\$0.00	0.00
Column:	[FY14CityManagerProposed]	Budget	FTE	Position Desc.			
	Description: Sewer - Maintenance	\$250.00					
	Description: Sewer - SmartNet Maintenance	\$800.00					
	Column Total:	\$1,050.00					
Budg_Cat:	Purchased Services - 300	\$0.00	\$1,050.00	\$1,050.00	\$1,050.00	\$0.00	0.00
Proj_Grant:	Sewer - 09820	\$0.00	\$1,050.00	\$1,050.00	\$1,050.00	\$0.00	0.00
Grand Total:		\$602,905.10	\$696,349.00	\$637,770.00	\$637,770.00	(\$58,579.00)	(8.41)

End of Report

This page intentionally left blank.

OTHER CHARGES

Division: Central Stores Fund

Function 6110-49200

Mission Statement:

To manage the purchase and the inventories for various office supplies and appropriate charge out items to departments on a cost reimbursement basis.

Major Services/Responsibilities:

- Supply departments with readily available and maintained leased copy equipment at City Hall
- Take readings and charge out copier use for two copiers
- Maintain adequate supplies of computer paper, binding materials, invoices and mass mailing envelopes
- Charge out all supplies to the user department as consumed on a cost reimbursement basis
- Charge out all postage metered through the City Clerk/Tax Collection Office to the various departments

Key Fiscal Year Objectives:

- To achieve bulk purchases of supplies to attain savings and maintain sufficient inventories to avoid breaks in processes or delays in office functions
- Continue to charge out supplies on a cost reimbursement basis and monitor fund balance

Performance Measures:

Description	FY12 Act	FY13 Est	FY14 Est
Monthly charge out of supplies consumed	12	12	12
Monthly charge out of postage used	12	12	12

City of Dover, New Hampshire

Central Stores Fund Expenditure Detail

Fiscal Year: 2013-2014

 Print accounts with zero balance
 Round to whole dollars
 Account on new page

From Date: 7/1/2013

To Date: 6/30/2014

Definition: FY14 City Manager Proposed

Account	Description	FY12 Actual	FY13 Adopted Budget	FY14 Department Request	FY14 City Manager Proposed	Dollar Change	Percent Change
6110.1.550.49200.4335.00000.00.000	Internal Service - Auditing Ser	\$154.00	\$154.00	\$154.00	\$154.00	\$0.00	0.00
	Column: [FY14CityManagerProposed]	Budget	FTE	Position Desc.			
	Description: Auditing Services	\$154.00					
	Column Total:	\$154.00					
6110.1.550.49200.4435.00000.00.000	Internal Service - Maint Chrgs	\$0.00	\$100.00	\$100.00	\$100.00	\$0.00	0.00
	Column: [FY14CityManagerProposed]	Budget	FTE	Position Desc.			
	Description: Paper Folder - Annual Maintenance 1 @ EA \$100	\$100.00					
	Column Total:	\$100.00					
6110.1.550.49200.4443.00000.00.000	Internal Service-Rental of Equ	\$12,898.29	\$14,600.00	\$14,600.00	\$14,600.00	\$0.00	0.00
	Column: [FY14CityManagerProposed]	Budget	FTE	Position Desc.			
	Description: City Hall copier - Black & White 12 Mo @ \$240	\$2,880.00					
	Description: Clerks Office copier - Color 12 Mo @ \$480	\$5,760.00					
	Description: Extra copies	\$1,160.00					
	Description: Postage meter	\$4,800.00					
	Column Total:	\$14,600.00					
6110.1.550.49200.4531.00000.00.000	Telecommunications	\$0.00	\$450.00	\$450.00	\$450.00	\$0.00	0.00
	Column: [FY14CityManagerProposed]	Budget	FTE	Position Desc.			
	Description: City Hall Fax line and toll charges	\$450.00					
	Column Total:	\$450.00					

City of Dover, New Hampshire

Central Stores Fund Expenditure Detail

Fiscal Year: 2013-2014

Print accounts with zero balance Round to whole dollars Account on new page

From Date: 7/1/2013

To Date: 6/30/2014

Definition: FY14 City Manager Proposed

Account	Description	FY12 Actual	FY13 Adopted Budget	FY14 Department Request	FY14 City Manager Proposed	Dollar Change	Percent Change
6110.1.550.49200.4534.00000.00.000	Internal Service-Postage	\$40,000.00	\$50,400.00	\$50,400.00	\$50,400.00	\$0.00	0.00
	Column: [FY14CityManagerProposed]	Budget	FTE	Position Desc.			
	Description: Correspondence, express & parcel delivery service	\$50,400.00					
	Notes: 12 Months @ \$4,200 EA						
	Column Total:	\$50,400.00					
Budg_Cat: Purchased Services - 300		\$53,052.29	\$65,704.00	\$65,704.00	\$65,704.00	\$0.00	0.00
6110.1.550.49200.4611.00000.00.000	Internal Service-Office Supplie	\$7,057.70	\$7,500.00	\$7,500.00	\$7,500.00	\$0.00	0.00
	Column: [FY14CityManagerProposed]	Budget	FTE	Position Desc.			
	Description: Copier, computer and office supplies	\$7,500.00					
	Column Total:	\$7,500.00					
6110.1.550.49200.4612.00000.00.000	Internal Service-Operating Su	\$30,617.02	\$31,950.00	\$31,950.00	\$31,950.00	\$0.00	0.00
	Column: [FY14CityManagerProposed]	Budget	FTE	Position Desc.			
	Description: Building supplies:	\$0.00					
	Description: Cleaning chemicals and supplies	\$13,000.00					
	Description: Ice melt for buildings	\$3,000.00					
	Description: Paper products and trash liners	\$14,000.00					
	Description: Pre-printed forms, etc.	\$1,950.00					
	Column Total:	\$31,950.00					
Budg_Cat: Supplies - 600		\$37,674.72	\$39,450.00	\$39,450.00	\$39,450.00	\$0.00	0.00
Func: Internal Service - 49200		\$90,727.01	\$105,154.00	\$105,154.00	\$105,154.00	\$0.00	0.00

This page intentionally left blank.

OTHER CHARGES

Division: Fleet Maintenance Fund

Function 6310-49200

Mission Statement:

To provide accurate and efficient maintenance and repair of vehicles for Engineering, Water, Sewer, Cemetery, Recreation, Facilities and Grounds, Assessing and Public Safety vehicles, School Department, and Dover Housing Authority.

Major Services/Responsibilities:

- Maintain, repair and refurbish City vehicles, trucks heavy and small equipment
- Preventive maintenance and repair of heavy equipment during snow, ice and other emergencies
- Maintain an inventory of parts and fluids for normal and emergency repairs to vehicles
- Provide for scheduled and non-scheduled repairs to City vehicles
- Provide for annual State inspections on vehicles
- Provide fuel efficient vehicles

Key Fiscal Year Objectives:

- Update existing Fleet maintenance software
- Monitor parts inventory control program and work order tracking system
- Monitor results of shop productivity indicators to ensure efficiency goals are being met
- Maintain vehicle and equipment replacement plan
- Continue insourcing of vehicle repair program

Performance Measures:

Description	FY12 Act	FY13 Act	FY14 Est
Size of fleet repaired by Fleet Maintenance Fund	165	165	165
Number of Work orders processed per year	2,500	2,750	2,750
Total CS vehicles (includes Water and Sewer)	121	121	121
Total Planning/Inspection vehicles	5	5	5
Total Police vehicles	38	38	38
Total Assessing vehicles	2	2	2
Total Recreation	9	9	9
School Department	0	0	0
Administration	1	1	1

City of Dover, New Hampshire

Fleet Maintenance Fund Expenditure Detail Report

Fiscal Year: 2013-2014

 Print accounts with zero balance Round to whole dollars Account on new page

From Date: 7/1/2013

To Date: 6/30/2014

Definition: FY14 City Manager Proposed

Account	Description	FY12 Actual	FY13 Adopted Budget	FY14 Department Request	FY14 City Manager Proposed	Dollar Change	Percent Change
6310.1.550.49200.4115.00000.00.000	Internal Service-Regular Hour	\$250,004.96	\$258,454.00	\$261,852.00	\$261,852.00	\$3,398.00	1.31
	Column: [FY14CityManagerProposed]	Budget	FTE	Position Desc.			
	Description: Crowley, Leon E	\$72,012.00	1.0000	Fleet Superviso			
	Description: Demeritt, James R	\$49,149.00	1.0000	Heavy Equipment			
	Description: Green, George	\$49,149.00	1.0000	Heavy Equipment			
	Description: LaFlamme, Marc E	\$42,393.00	1.0000	Heavy Equipment			
	Description: O Brien, Michael J	\$49,149.00	1.0000	Heavy Equipment			
	Column Total:	\$261,852.00					
6310.1.550.49200.4120.00000.00.000	Internal Service - Temporary F	\$1,895.20	\$2,142.00	\$2,142.00	\$2,142.00	\$0.00	0.00
	Column: [FY14CityManagerProposed]	Budget	FTE	Position Desc.			
	Description: Temporary Staff for coverage	\$2,142.00					
	Column Total:	\$2,142.00					
6310.1.550.49200.4130.00000.00.000	Internal Service-Overtime Pay	\$487.84	\$3,000.00	\$3,000.00	\$3,000.00	\$0.00	0.00
	Column: [FY14CityManagerProposed]	Budget	FTE	Position Desc.			
	Description: Estimated overtime	\$3,000.00					
	Column Total:	\$3,000.00					
6310.1.550.49200.4170.00000.00.000	Internal Service-Longevity Pa	\$6,000.00	\$6,000.00	\$6,000.00	\$6,000.00	\$0.00	0.00
	Column: [FY14CityManagerProposed]	Budget	FTE	Position Desc.			
	Description: 1 @ 10-14 years	\$800.00					
	Description: 1 @ 5-9 years	\$400.00					
	Description: 3 @ Over 20 years	\$4,800.00					
	Column Total:	\$6,000.00					

City of Dover, New Hampshire

Fleet Maintenance Fund Expenditure Detail Report

Fiscal Year: 2013-2014

Print accounts with zero balance Round to whole dollars Account on new page

From Date: 7/1/2013

To Date: 6/30/2014

Definition: FY14 City Manager Proposed

Account	Description	FY12 Actual	FY13 Adopted Budget	FY14 Department Request	FY14 City Manager Proposed	Dollar Change	Percent Change
6310.1.550.49200.4211.00000.00.000	Fleet Maintenance Fund - Hea	\$93,643.65	\$107,117.00	\$103,749.00	\$103,749.00	(\$3,368.00)	(3.14)
	Column: [FY14CityManagerProposed]	Budget	FTE	Position Desc.			
	Description: Medical Premiums to LGC HealthTrust	\$103,749.00					
	Column Total:	\$103,749.00					
6310.1.550.49200.4212.00000.00.000	Internal Service-Dental Insura	\$3,688.32	\$3,642.00	\$3,317.00	\$3,317.00	(\$325.00)	(8.92)
	Column: [FY14CityManagerProposed]	Budget	FTE	Position Desc.			
	Description: Dental Premium to LGC HealthTrust	\$3,317.00					
	Column Total:	\$3,317.00					
6310.1.550.49200.4213.00000.00.000	Internal Service-Life Insurance	\$533.16	\$620.00	\$628.00	\$628.00	\$8.00	1.29
	Column: [FY14CityManagerProposed]	Budget	FTE	Position Desc.			
	Description: Life Premiums to LGC HealthTrust	\$628.00					
	Column Total:	\$628.00					
6310.1.550.49200.4220.00000.00.000	Internal Service-FICA	\$15,128.64	\$14,651.00	\$15,241.00	\$15,241.00	\$590.00	4.03
	Column: [FY14CityManagerProposed]	Budget	FTE	Position Desc.			
	Description: Cost of FICA - 6.2% of Wages	\$15,241.00					
	Column Total:	\$15,241.00					
6310.1.550.49200.4225.00000.00.000	Internal Service-Medicare	\$3,538.30	\$3,427.00	\$3,564.00	\$3,564.00	\$137.00	4.00
	Column: [FY14CityManagerProposed]	Budget	FTE	Position Desc.			
	Description: Cost of Medicare - 1.45% of wages	\$3,564.00					
	Column Total:	\$3,564.00					
6310.1.550.49200.4230.00000.00.000	Internal Service-Retirement	\$22,051.06	\$23,536.00	\$29,171.00	\$29,171.00	\$5,635.00	23.94
	Column: [FY14CityManagerProposed]	Budget	FTE	Position Desc.			
	Description: Cost of NH Retirement System payments	\$29,171.00					
	Column Total:	\$29,171.00					

City of Dover, New Hampshire

Fleet Maintenance Fund Expenditure Detail Report

Fiscal Year: 2013-2014

 Print accounts with zero balance
 Round to whole dollars
 Account on new page

From Date: 7/1/2013

To Date: 6/30/2014

Definition: FY14 City Manager Proposed

Account	Description	FY12 Actual	FY13 Adopted Budget	FY14 Department Request	FY14 City Manager Proposed	Dollar Change	Percent Change
6310.1.550.49200.4240.00000.00.000	Internal Service - Staff Develo	\$135.80	\$2,500.00	\$4,000.00	\$4,000.00	\$1,500.00	60.00
	Column: [FY14CityManagerProposed]	Budget	FTE	Position Desc.			
	Description: Computerized Fleet Analysis upgrade training	\$3,500.00		2 people			
	Description: Staff seminars & training	\$500.00					
	Column Total:	\$4,000.00					
6310.1.550.49200.4260.00000.00.000	Internal Service-Worker's Con	\$4,767.00	\$4,767.00	\$10,904.00	\$10,904.00	\$6,137.00	128.74
	Column: [FY14CityManagerProposed]	Budget	FTE	Position Desc.			
	Description: Workers Comp allocation of self insur.	\$10,904.00					
	Column Total:	\$10,904.00					
6310.1.550.49200.4290.00000.00.000	Internal Service-FSA Fees	\$54.00	\$66.00	\$75.00	\$75.00	\$9.00	13.64
	Column: [FY14CityManagerProposed]	Budget	FTE	Position Desc.			
	Description: Admin fees - Flexible Spending Accts	\$75.00					
	Column Total:	\$75.00					
Budg_Cat: Personal Services - 100		\$401,927.93	\$429,922.00	\$443,643.00	\$443,643.00	\$13,721.00	3.19
6310.1.550.49200.4335.00000.00.000	Internal Service - Auditing Ser	\$259.00	\$259.00	\$259.00	\$259.00	\$0.00	0.00
	Column: [FY14CityManagerProposed]	Budget	FTE	Position Desc.			
	Description: Internal Service - Auditing Services	\$259.00					
	Column Total:	\$259.00					
6310.1.550.49200.4336.00000.00.000	Internal Service-Medical Servi	\$80.00	\$50.00	\$50.00	\$50.00	\$0.00	0.00
	Column: [FY14CityManagerProposed]	Budget	FTE	Position Desc.			
	Description: Employee Exams	\$50.00					
	Column Total:	\$50.00					

City of Dover, New Hampshire

Fleet Maintenance Fund Expenditure Detail Report

Fiscal Year: 2013-2014

Print accounts with zero balance Round to whole dollars Account on new page

From Date: 7/1/2013

To Date: 6/30/2014

Definition: FY14 City Manager Proposed

Account	Description	FY12 Actual	FY13 Adopted Budget	FY14 Department Request	FY14 City Manager Proposed	Dollar Change	Percent Change
6310.1.550.49200.4435.00000.00.000	Internal Service-Maint Chrgs -	\$2,525.72	\$980.00	\$1,316.00	\$1,316.00	\$336.00	34.29
	Column: [FY14CityManagerProposed]	Budget	FTE	Position Desc.			
	Description: CFA Software Maintenance Charge	\$500.00					
	Description: Disivion share PC Replacement allocation	\$336.00					
	Description: Division share DoverNet support allocation	\$480.00					
	Column Total:	\$1,316.00					
6310.1.550.49200.4522.00000.00.000	Internal Service-Vehicle & Eq	\$449.00	\$449.00	\$449.00	\$449.00	\$0.00	0.00
	Column: [FY14CityManagerProposed]	Budget	FTE	Position Desc.			
	Description: Cost of LGC Vehicle Insur	\$449.00					
	Column Total:	\$449.00					
6310.1.550.49200.4531.00000.00.000	Telecommunications	\$4,047.38	\$4,260.00	\$4,260.00	\$4,260.00	\$0.00	0.00
	Column: [FY14CityManagerProposed]	Budget	FTE	Position Desc.			
	Description: Services/equipment for voice, fax, data, wireless	\$4,260.00					
	Column Total:	\$4,260.00					
6310.1.550.49200.4580.00000.00.000	Internal Service - Travel Expe	\$0.00	\$500.00	\$500.00	\$500.00	\$0.00	0.00
	Column: [FY14CityManagerProposed]	Budget	FTE	Position Desc.			
	Description: CFA upgrade training (2 people)	\$500.00					
	Column Total:	\$500.00					
Budg_Cat: Purchased Services - 300		\$7,361.10	\$6,498.00	\$6,834.00	\$6,834.00	\$336.00	5.17
6310.1.550.49200.4611.00000.00.000	Internal Service-Office Supplie	\$229.57	\$800.00	\$800.00	\$800.00	\$0.00	0.00
	Column: [FY14CityManagerProposed]	Budget	FTE	Position Desc.			
	Description: General Office Supplies	\$800.00					
	Column Total:	\$800.00					

City of Dover, New Hampshire

Fleet Maintenance Fund Expenditure Detail Report

Fiscal Year: 2013-2014

 Print accounts with zero balance Round to whole dollars Account on new page

From Date: 7/1/2013

To Date: 6/30/2014

Definition: FY14 City Manager Proposed

Account	Description	FY12 Actual	FY13 Adopted Budget	FY14 Department Request	FY14 City Manager Proposed	Dollar Change	Percent Change
6310.1.550.49200.4612.00000.00.000	Internal Service - Operating S	\$160.48	\$3,716.00	\$3,716.00	\$3,716.00	\$0.00	0.00
	Column: [FY14CityManagerProposed]	Budget	FTE	Position Desc.			
	Description: Rags & Mats weekly rental	\$42.62	\$2,216.00				
	Description: Various operating supplies	\$1,500.00					
	Column Total:	\$3,716.00					
6310.1.550.49200.4615.00000.00.000	Internal Service-Clothing & Ur	\$7,878.59	\$3,440.00	\$3,440.00	\$3,440.00	\$0.00	0.00
	Column: [FY14CityManagerProposed]	Budget	FTE	Position Desc.			
	Description: Safety Boots per Union Contract AFSCME 4 @ \$300	\$1,200.00					
	Description: Safety Boots per Union Contract DPEA 1 @ \$300	\$300.00					
	Description: Uniforms 5 @ \$388	\$1,940.00					
	Column Total:	\$3,440.00					
6310.1.550.49200.4626.00000.00.000	Internal Service-Vehicle Fuels	\$2,400.02	\$5,000.00	\$5,000.00	\$5,000.00	\$0.00	0.00
	Column: [FY14CityManagerProposed]	Budget	FTE	Position Desc.			
	Description: Vehicle Fuel gasoline	\$5,000.00					
	Column Total:	\$5,000.00					
6310.1.550.49200.4653.00000.00.000	Internal Service - Maint Suppli	\$2,291.60	\$1,000.00	\$1,000.00	\$1,000.00	\$0.00	0.00
	Column: [FY14CityManagerProposed]	Budget	FTE	Position Desc.			
	Description: Maintenance of equipment	\$1,000.00					
	Column Total:	\$1,000.00					
6310.1.550.49200.4654.00000.00.000	Internal Service-Maint Supplie	\$490.21	\$300.00	\$300.00	\$300.00	\$0.00	0.00
	Column: [FY14CityManagerProposed]	Budget	FTE	Position Desc.			
	Description: Parts for vehicle repairs	\$300.00					
	Column Total:	\$300.00					

City of Dover, New Hampshire

Fleet Maintenance Fund Expenditure Detail Report

Fiscal Year: 2013-2014

Print accounts with zero balance Round to whole dollars Account on new page

From Date: 7/1/2013

To Date: 6/30/2014

Definition: FY14 City Manager Proposed

Account	Description	FY12 Actual	FY13 Adopted Budget	FY14 Department Request	FY14 City Manager Proposed	Dollar Change	Percent Change
6310.1.550.49200.4681.00000.00.000	Internal Service-Minor Equipm	\$3,321.61	\$4,500.00	\$4,500.00	\$4,500.00	\$0.00	0.00
	Column: [FY14CityManagerProposed]	Budget	FTE	Position Desc.			
	Description: Small tools/hardware less than \$500	\$4,500.00					
	Column Total:	\$4,500.00					
Budg_Cat: Supplies - 600		\$16,772.08	\$18,756.00	\$18,756.00	\$18,756.00	\$0.00	0.00
6310.1.550.49200.4742.00000.00.000	Internal Service - Light Vehicle	\$15,292.00	\$27,725.00	\$27,725.00	\$27,725.00	\$0.00	0.00
	Column: [FY14CityManagerProposed]	Budget	FTE	Position Desc.			
	Description: Light Vehicles Replacement Program	\$27,725.00					
	Column Total:	\$27,725.00					
6310.1.550.49200.4745.00000.00.000	Internal Service-Computers &	\$0.00	\$5,000.00	\$5,000.00	\$5,000.00	\$0.00	0.00
	Column: [FY14CityManagerProposed]	Budget	FTE	Position Desc.			
	Description: CFA upgrade	\$3,000.00					
	Description: Computer to handle new CFA program	\$2,000.00					
	Column Total:	\$5,000.00					
Budg_Cat: Capital Outlay - 700		\$15,292.00	\$32,725.00	\$32,725.00	\$32,725.00	\$0.00	0.00
6310.1.550.49200.4840.00000.00.000	Contingency	\$0.00	\$6,675.00	\$4,000.00	\$4,000.00	(\$2,675.00)	(40.07)
	Column: [FY14CityManagerProposed]	Budget	FTE	Position Desc.			
	Description: Contingency for Unforeseen Expenses	\$4,000.00		FY14 Policy .5%			
	Column Total:	\$4,000.00					

City of Dover, New Hampshire

Fleet Maintenance Fund Expenditure Detail Report

Fiscal Year: 2013-2014

 Print accounts with zero balance
 Round to whole dollars
 Account on new page

From Date: 7/1/2013

To Date: 6/30/2014

Definition: FY14 City Manager Proposed

Account	Description	FY12 Actual	FY13 Adopted Budget	FY14 Department Request	FY14 City Manager Proposed	Dollar Change	Percent Change
6310.1.550.49200.4895.00000.00.000	Internal Service-Cost of Sales	\$215,117.25	\$227,594.00	\$227,594.00	\$227,594.00	\$0.00	0.00
	Column: [FY14CityManagerProposed]	Budget	FTE	Position Desc.			
	Description: Internal Departments Parts	\$179,544.00					
	Description: Outside Services Parts	\$48,050.00					
	Column Total:	\$227,594.00					
Budg_Cat: Other Expenses - 800		\$215,117.25	\$234,269.00	\$231,594.00	\$231,594.00	(\$2,675.00)	(1.14)
6310.1.550.49200.4912.00000.00.000	Internal Service-Transfer to Sp	\$35,263.00	\$40,112.00	\$53,550.00	\$53,550.00	\$13,438.00	33.50
	Column: [FY14CityManagerProposed]	Budget	FTE	Position Desc.			
	Description: 15% of Fleet Share of OPEB ARC	\$22,495.00		Target 15% FY14			
	Description: Insurance Premium Costs for 1 Retiree to OPEB Liab	\$31,055.00					
	Column Total:	\$53,550.00					
Budg_Cat: Operating Transfers Out - 910		\$35,263.00	\$40,112.00	\$53,550.00	\$53,550.00	\$13,438.00	33.50
Func: Internal Service - 49200		\$691,733.36	\$762,282.00	\$787,102.00	\$787,102.00	\$24,820.00	3.26

OTHER CHARGES

Division: Workers Compensation

Function 6800-49200

Mission Statement:

To provide a self-insurance program for the city to cover claims related to work related injuries including the necessary fund reserves.

Major Services/Responsibilities:

- Prepare and process first reports of injury
- Monitor reports of claims for significant trends of injury type, location, department, etc.
- Hold department safety meetings to try to prevent injuries before they occur
- Contract for workers' compensation claims administrative services
- Contract for reinsurance for claims exceeding \$400,000
- Maintain adequate claims reserves
- Contract for required annual actuarial review

Key Fiscal Year Objectives:

- Conduct city-wide employee and supervisors safety training
- Reduce frequency and severity of employee injury
- Administer safety incentive & recognition program
- Support City Joint Loss Management Committee

Performance Measures:

Description	FY12 Act	FY13 Est	FY14 Est
Administer workers' compensation claims for city & school	179	150	150
Conduct city-wide employee safety training sessions	0	3	4
Staff Joint Loss Management Committee meetings	4	4	4

City of Dover, New Hampshire

Workers Compensation Expenditure Detail Budget

Fiscal Year: 2013-2014

Print accounts with zero balance Round to whole dollars Account on new page

From Date: 7/1/2013

To Date: 6/30/2014

Definition: FY14 City Manager Proposed

Account	Description	FY12 Actual	FY13 Adopted Budget	FY14 Department Request	FY14 City Manager Proposed	Dollar Change	Percent Change
6800.1.550.49200.4335.00000.00.000	Internal Service - Auditing Ser	\$740.00	\$0.00	\$0.00	\$0.00	\$0.00	0.00
Budg_Cat:	Purchased Services - 300	\$740.00	\$0.00	\$0.00	\$0.00	\$0.00	0.00
Proj_Grant:	UNDESIGNATED - 00000	\$740.00	\$0.00	\$0.00	\$0.00	\$0.00	0.00
6800.1.550.49200.4260.09100.00.000	Workers Comp Insurance - Ac	\$52,733.00	\$55,000.00	\$55,000.00	\$55,000.00	\$0.00	0.00
Column:	[FY14CityManagerProposed]	Budget	FTE	Position Desc.			
Description:	Cost of Premium for Excess Insurance	\$55,000.00					
Column Total:		\$55,000.00					
6800.1.550.49200.4261.09100.00.000	Administration - Worker's Con	\$107,277.00	\$0.00	\$0.00	\$0.00	\$0.00	0.00
Budg_Cat:	Personal Services - 100	\$160,010.00	\$55,000.00	\$55,000.00	\$55,000.00	\$0.00	0.00
6800.1.550.49200.4312.09100.00.000	Management Services	\$25,630.08	\$31,380.00	\$31,380.00	\$31,380.00	\$0.00	0.00
Column:	[FY14CityManagerProposed]	Budget	FTE	Position Desc.			
Description:	Actuarial Study	\$5,000.00					
Description:	Contracted claims & loss prevention serv	\$26,380.00					
Column Total:		\$31,380.00					
6800.1.550.49200.4335.09100.00.000	Auditing Services - Administra	\$322.35	\$741.00	\$741.00	\$741.00	\$0.00	0.00
Column:	[FY14CityManagerProposed]	Budget	FTE	Position Desc.			
Description:	Division share of audit expenses	\$741.00					
Column Total:		\$741.00					
Budg_Cat:	Purchased Services - 300	\$25,952.43	\$32,121.00	\$32,121.00	\$32,121.00	\$0.00	0.00

City of Dover, New Hampshire

Workers Compensation Expenditure Detail Budget

Fiscal Year: 2013-2014

Print accounts with zero balance Round to whole dollars Account on new page

From Date: 7/1/2013

To Date: 6/30/2014

Definition: FY14 City Manager Proposed

Account	Description	FY12 Actual	FY13 Adopted Budget	FY14 Department Request	FY14 City Manager Proposed	Dollar Change	Percent Change
6800.1.550.49200.4810.09100.00.000	Membership Dues - Administr	\$0.00	\$900.00	\$900.00	\$900.00	\$0.00	0.00
	Column: [FY14CityManagerProposed]	Budget	FTE	Position Desc.			
	Description: Safety Council Membership 1 @ \$900 EA	\$900.00					
	Column Total:	\$900.00					
6800.1.550.49200.4819.09100.00.000	Fees & Charges	\$15,731.73	\$14,000.00	\$46,380.00	\$46,380.00	\$32,380.00	231.29
	Column: [FY14CityManagerProposed]	Budget	FTE	Position Desc.			
	Description: Payment to State for Administrative Fund	\$14,000.00					
	Description: Payment to State for Second Injury Fund	\$32,380.00					
	Column Total:	\$46,380.00					
6800.1.550.49200.4840.09100.00.000	Contingency - Administration	\$0.00	\$2,000.00	\$2,000.00	\$2,000.00	\$0.00	0.00
	Column: [FY14CityManagerProposed]	Budget	FTE	Position Desc.			
	Description: Unforeseen Expenses	\$2,000.00					
	Column Total:	\$2,000.00					
Budg_Cat: Other Expenses - 800		\$15,731.73	\$16,900.00	\$49,280.00	\$49,280.00	\$32,380.00	191.60
Proj_Grant: Administration - 09100		\$201,694.16	\$104,021.00	\$136,401.00	\$136,401.00	\$32,380.00	31.13
6800.1.550.49200.4261.09199.00.000	Worker's Comp Claims - Gen	\$0.00	\$1,883.00	\$7,802.00	\$7,802.00	\$5,919.00	314.34
	Column: [FY14CityManagerProposed]	Budget	FTE	Position Desc.			
	Description: Medical & Indemnity Claims - Gen. Govt	\$7,802.00					
	Column Total:	\$7,802.00					
Budg_Cat: Personal Services - 100		\$0.00	\$1,883.00	\$7,802.00	\$7,802.00	\$5,919.00	314.34
6800.1.550.49200.4819.09199.00.000	Fees & Charges	\$3.50	\$0.00	\$0.00	\$0.00	\$0.00	0.00

City of Dover, New Hampshire

Workers Compensation Expenditure Detail Budget

Fiscal Year: 2013-2014

 Print accounts with zero balance
 Round to whole dollars
 Account on new page

From Date: 7/1/2013

To Date: 6/30/2014

Definition: FY14 City Manager Proposed

Account	Description	FY12 Actual	FY13 Adopted Budget	FY14 Department Request	FY14 City Manager Proposed	Dollar Change	Percent Change
Budg_Cat: Other Expenses - 800		\$3.50	\$0.00	\$0.00	\$0.00	\$0.00	0.00
Proj_Grant: General Government - 09199		\$3.50	\$1,883.00	\$7,802.00	\$7,802.00	\$5,919.00	314.34
6800.1.550.49200.4261.09210.00.000	Worker's Comp Claims - Polic	\$762.51	\$40,913.00	\$95,378.00	\$95,378.00	\$54,465.00	133.12
Column: [FY14CityManagerProposed]	Budget		FTE	Position Desc.			
Description: Medical and Indemnity Claims - Police	\$95,378.00						
Column Total:	\$95,378.00						
Budg_Cat: Personal Services - 100		\$762.51	\$40,913.00	\$95,378.00	\$95,378.00	\$54,465.00	133.12
6800.1.550.49200.4312.09210.00.000	Management Services	\$3,952.42	\$0.00	\$0.00	\$0.00	\$0.00	0.00
6800.1.550.49200.4336.09210.00.000	Medical Services - Police	\$51,668.15	\$0.00	\$0.00	\$0.00	\$0.00	0.00
Budg_Cat: Purchased Services - 300		\$55,620.57	\$0.00	\$0.00	\$0.00	\$0.00	0.00
6800.1.550.49200.4819.09210.00.000	Fees & Charges	\$66.46	\$0.00	\$0.00	\$0.00	\$0.00	0.00
Budg_Cat: Other Expenses - 800		\$66.46	\$0.00	\$0.00	\$0.00	\$0.00	0.00
Proj_Grant: Police - 09210		\$56,449.54	\$40,913.00	\$95,378.00	\$95,378.00	\$54,465.00	133.12
6800.1.550.49200.4261.09220.00.000	Worker's Comp Claims - Fire	\$27,125.98	\$84,539.00	\$165,394.00	\$165,394.00	\$80,855.00	95.64
Column: [FY14CityManagerProposed]	Budget		FTE	Position Desc.			
Description: Medical and Indemnity Claims - Fire/Res.	\$165,394.00						
Column Total:	\$165,394.00						
Budg_Cat: Personal Services - 100		\$27,125.98	\$84,539.00	\$165,394.00	\$165,394.00	\$80,855.00	95.64

City of Dover, New Hampshire

Workers Compensation Expenditure Detail Budget

Fiscal Year: 2013-2014

Print accounts with zero balance Round to whole dollars Account on new page

From Date: 7/1/2013

To Date: 6/30/2014

Definition: FY14 City Manager Proposed

Account	Description	FY12 Actual	FY13 Adopted Budget	FY14 Department Request	FY14 City Manager Proposed	Dollar Change	Percent Change
6800.1.550.49200.4312.09220.00.000	Management Services	\$5,109.25	\$0.00	\$0.00	\$0.00	\$0.00	0.00
6800.1.550.49200.4336.09220.00.000	Medical Services - Fire & Res	\$77,518.17	\$0.00	\$0.00	\$0.00	\$0.00	0.00
6800.1.550.49200.4580.09220.00.000	Travel Expense	\$138.18	\$0.00	\$0.00	\$0.00	\$0.00	0.00
Budg_Cat: Purchased Services - 300		\$82,765.60	\$0.00	\$0.00	\$0.00	\$0.00	0.00
6800.1.550.49200.4819.09220.00.000	Fees & Charges	\$144.54	\$0.00	\$0.00	\$0.00	\$0.00	0.00
Budg_Cat: Other Expenses - 800		\$144.54	\$0.00	\$0.00	\$0.00	\$0.00	0.00
Proj_Grant: Fire & Rescue - 09220		\$110,036.12	\$84,539.00	\$165,394.00	\$165,394.00	\$80,855.00	95.64
6800.1.550.49200.4261.09300.00.000	Worker's Comp Claims - Com	\$26,425.32	\$39,427.00	\$89,019.00	\$89,019.00	\$49,592.00	125.78
Column: [FY14CityManagerProposed]	Budget		FTE	Position Desc.			
Description: Medical and Indemnity Claims C/S PW	\$89,019.00						
Column Total:	\$89,019.00						
Budg_Cat: Personal Services - 100		\$26,425.32	\$39,427.00	\$89,019.00	\$89,019.00	\$49,592.00	125.78
6800.1.550.49200.4312.09300.00.000	Management Services	\$7,928.18	\$0.00	\$0.00	\$0.00	\$0.00	0.00
6800.1.550.49200.4336.09300.00.000	Medical Services - Comm Ser	\$124,408.77	\$0.00	\$0.00	\$0.00	\$0.00	0.00
6800.1.550.49200.4580.09300.00.000	Travel Expense	\$155.28	\$0.00	\$0.00	\$0.00	\$0.00	0.00
Budg_Cat: Purchased Services - 300		\$132,492.23	\$0.00	\$0.00	\$0.00	\$0.00	0.00
6800.1.550.49200.4819.09300.00.000	Fees & Charges	\$4,015.64	\$0.00	\$0.00	\$0.00	\$0.00	0.00
Budg_Cat: Other Expenses - 800		\$4,015.64	\$0.00	\$0.00	\$0.00	\$0.00	0.00
Proj_Grant: Comm Serv PW - 09300		\$162,933.19	\$39,427.00	\$89,019.00	\$89,019.00	\$49,592.00	125.78

City of Dover, New Hampshire

Workers Compensation Expenditure Detail Budget

Fiscal Year: 2013-2014

Print accounts with zero balance Round to whole dollars Account on new page

From Date: 7/1/2013

To Date: 6/30/2014

Definition: FY14 City Manager Proposed

Account	Description	FY12 Actual	FY13 Adopted Budget	FY14 Department Request	FY14 City Manager Proposed	Dollar Change	Percent Change
6800.1.550.49200.4261.09400.00.000	Worker's Comp Claims - Hum	\$0.00	\$77.00	\$314.00	\$314.00	\$237.00	307.79
	Column: [FY14CityManagerProposed]	Budget	FTE	Position Desc.			
	Description: Medical and Indemnity Claims - Public Welfare	\$314.00					
	Column Total:	\$314.00					
Budg_Cat:	Personal Services - 100	\$0.00	\$77.00	\$314.00	\$314.00	\$237.00	307.79
Proj_Grant:	Human Services - 09400	\$0.00	\$77.00	\$314.00	\$314.00	\$237.00	307.79
6800.1.550.49200.4261.09455.00.000	Worker's Comp Claims - Publi	\$0.00	\$966.00	\$2,471.00	\$2,471.00	\$1,505.00	155.80
	Column: [FY14CityManagerProposed]	Budget	FTE	Position Desc.			
	Description: Medical and Indemnity Claims - Public Library	\$2,471.00					
	Column Total:	\$2,471.00					
Budg_Cat:	Personal Services - 100	\$0.00	\$966.00	\$2,471.00	\$2,471.00	\$1,505.00	155.80
Proj_Grant:	Public Library - 09455	\$0.00	\$966.00	\$2,471.00	\$2,471.00	\$1,505.00	155.80
6800.1.550.49200.4261.09500.00.000	Worker's Comp Claims - Com	\$0.00	\$23,067.00	\$26,279.00	\$26,279.00	\$3,212.00	13.92
	Column: [FY14CityManagerProposed]	Budget	FTE	Position Desc.			
	Description: Medical & Indemnity Claim C/S Rec	\$26,279.00					
	Column Total:	\$26,279.00					
Budg_Cat:	Personal Services - 100	\$0.00	\$23,067.00	\$26,279.00	\$26,279.00	\$3,212.00	13.92
6800.1.550.49200.4312.09500.00.000	Management Services	\$612.75	\$0.00	\$0.00	\$0.00	\$0.00	0.00
6800.1.550.49200.4336.09500.00.000	Medical Services - Comm Ser	\$5,237.75	\$0.00	\$0.00	\$0.00	\$0.00	0.00
Budg_Cat:	Purchased Services - 300	\$5,850.50	\$0.00	\$0.00	\$0.00	\$0.00	0.00

City of Dover, New Hampshire

Workers Compensation Expenditure Detail Budget

Fiscal Year: 2013-2014

Print accounts with zero balance Round to whole dollars Account on new page

From Date: 7/1/2013

To Date: 6/30/2014

Definition: FY14 City Manager Proposed

Account	Description	FY12 Actual	FY13 Adopted Budget	FY14 Department Request	FY14 City Manager Proposed	Dollar Change	Percent Change
6800.1.550.49200.4819.09500.00.000.	Fees & Charges	\$42.42	\$0.00	\$0.00	\$0.00	\$0.00	0.00
Budg_Cat:	Other Expenses - 800	\$42.42	\$0.00	\$0.00	\$0.00	\$0.00	0.00
Proj_Grant:	Comm Serv Recreation - 09500	\$5,892.92	\$23,067.00	\$26,279.00	\$26,279.00	\$3,212.00	13.92
6800.1.550.49200.4261.09690.00.000.	Worker's Comp Claims - Educ	\$2,755.09	\$65,688.00	\$97,153.00	\$97,153.00	\$31,465.00	47.90
Column:	[FY14CityManagerProposed]	Budget	FTE	Position Desc.			
Description:	Medical & Indemnity Claims Education	\$97,153.00					
Column Total:		\$97,153.00					
Budg_Cat:	Personal Services - 100	\$2,755.09	\$65,688.00	\$97,153.00	\$97,153.00	\$31,465.00	47.90
6800.1.550.49200.4312.09690.00.000.	Management Services	\$8,122.82	\$0.00	\$0.00	\$0.00	\$0.00	0.00
6800.1.550.49200.4336.09690.00.000.	Medical Services - Education	\$108,875.66	\$0.00	\$0.00	\$0.00	\$0.00	0.00
Budg_Cat:	Purchased Services - 300	\$116,998.48	\$0.00	\$0.00	\$0.00	\$0.00	0.00
6800.1.550.49200.4819.09690.00.000.	Fees & Charges	\$197.53	\$0.00	\$0.00	\$0.00	\$0.00	0.00
Budg_Cat:	Other Expenses - 800	\$197.53	\$0.00	\$0.00	\$0.00	\$0.00	0.00
Proj_Grant:	Education - 09690	\$119,951.10	\$65,688.00	\$97,153.00	\$97,153.00	\$31,465.00	47.90
6800.1.550.49200.4261.09710.00.000.	Worker's Comp Claims - Educ	\$37.63	\$6,947.00	\$0.00	\$0.00	(\$6,947.00)	(100.00)
Budg_Cat:	Personal Services - 100	\$37.63	\$6,947.00	\$0.00	\$0.00	(\$6,947.00)	(100.00)
6800.1.550.49200.4312.09710.00.000.	Management Services	\$1,210.20	\$0.00	\$0.00	\$0.00	\$0.00	0.00

City of Dover, New Hampshire

Workers Compensation Expenditure Detail Budget

Fiscal Year: 2013-2014

Print accounts with zero balance Round to whole dollars Account on new page

From Date: 7/1/2013

To Date: 6/30/2014

Definition: FY14 City Manager Proposed

Account	Description	FY12 Actual	FY13 Adopted Budget	FY14 Department Request	FY14 City Manager Proposed	Dollar Change	Percent Change
6800.1.550.49200.4336.09710.00.000	Medical Services - Education	\$23,963.13	\$0.00	\$0.00	\$0.00	\$0.00	0.00
Budg_Cat:	Purchased Services - 300	\$25,173.33	\$0.00	\$0.00	\$0.00	\$0.00	0.00
6800.1.550.49200.4819.09710.00.000	Fees & Charges	\$8.52	\$0.00	\$0.00	\$0.00	\$0.00	0.00
Budg_Cat:	Other Expenses - 800	\$8.52	\$0.00	\$0.00	\$0.00	\$0.00	0.00
Proj_Grant:	Education - Cafeteria - 09710	\$25,219.48	\$6,947.00	\$0.00	\$0.00	(\$6,947.00)	(100.00)
6800.1.550.49200.4261.09810.00.000	Worker's Comp Claims - Wate	\$2,282.46	\$15,399.00	\$21,268.00	\$21,268.00	\$5,869.00	38.11
Column:	[FY14CityManagerProposed]	Budget	FTE	Position Desc.			
Description:	Medical & Indemnity Claims Water	\$21,268.00					
Column Total:		\$21,268.00					
Budg_Cat:	Personal Services - 100	\$2,282.46	\$15,399.00	\$21,268.00	\$21,268.00	\$5,869.00	38.11
6800.1.550.49200.4312.09810.00.000	Management Services	\$1,831.20	\$0.00	\$0.00	\$0.00	\$0.00	0.00
6800.1.550.49200.4336.09810.00.000	Medical Services - Water	\$36,841.96	\$0.00	\$0.00	\$0.00	\$0.00	0.00
Budg_Cat:	Purchased Services - 300	\$38,673.16	\$0.00	\$0.00	\$0.00	\$0.00	0.00
6800.1.550.49200.4819.09810.00.000	Fees & Charges	\$15.54	\$0.00	\$0.00	\$0.00	\$0.00	0.00
Budg_Cat:	Other Expenses - 800	\$15.54	\$0.00	\$0.00	\$0.00	\$0.00	0.00
Proj_Grant:	Water - 09810	\$40,971.16	\$15,399.00	\$21,268.00	\$21,268.00	\$5,869.00	38.11

City of Dover, New Hampshire

Workers Compensation Expenditure Detail Budget

Fiscal Year: 2013-2014

Print accounts with zero balance Round to whole dollars Account on new page

From Date: 7/1/2013

To Date: 6/30/2014

Definition: FY14 City Manager Proposed

Account	Description	FY12 Actual	FY13 Adopted Budget	FY14 Department Request	FY14 City Manager Proposed	Dollar Change	Percent Change
6800.1.550.49200.4261.09820.00.000	Worker's Comp Claims - Sewer	\$4,478.09	\$4,138.00	\$29,293.00	\$29,293.00	\$25,155.00	607.90
	Column: [FY14CityManagerProposed]	Budget	FTE	Position Desc.			
	Description: Medical & Indemnity Claims Sewer	\$29,293.00					
	Column Total:	\$29,293.00					
Budg_Cat: Personal Services - 100		\$4,478.09	\$4,138.00	\$29,293.00	\$29,293.00	\$25,155.00	607.90
6800.1.550.49200.4312.09820.00.000	Management Services	\$4,032.89	\$0.00	\$0.00	\$0.00	\$0.00	0.00
6800.1.550.49200.4336.09820.00.000	Medical Services - Sewer	\$47,705.52	\$0.00	\$0.00	\$0.00	\$0.00	0.00
Budg_Cat: Purchased Services - 300		\$51,738.41	\$0.00	\$0.00	\$0.00	\$0.00	0.00
6800.1.550.49200.4819.09820.00.000	Fees & Charges	\$28.51	\$0.00	\$0.00	\$0.00	\$0.00	0.00
Budg_Cat: Other Expenses - 800		\$28.51	\$0.00	\$0.00	\$0.00	\$0.00	0.00
Proj_Grant: Sewer - 09820		\$56,245.01	\$4,138.00	\$29,293.00	\$29,293.00	\$25,155.00	607.90
Fund: Workers Compensation Fund - 6800		\$780,136.18	\$387,065.00	\$670,772.00	\$670,772.00	\$283,707.00	73.30
Grand Total:		\$780,136.18	\$387,065.00	\$670,772.00	\$670,772.00	\$283,707.00	73.30

End of Report

This page intentionally left blank.

EDUCATION

TAB 16

EDUCATION

TAB 16

City of Dover
Fiscal Year 2013 Budget
 July 1, 2013 - June 30, 2014

Appropriations
Summary by Fund

Education

Fund	Description			Prior Year Actual	Current Year Budget	Board Request	Dollar Change	Percent Change
1000	General Fund*	46900	Education	40,572,539	42,264,590	42,311,411	46,821	0.1
2800	School Cafeteria Fund	46900	Education	1,376,543	1,398,164	1,521,164	123,000	8.8
2820	School Federal Grants	46900	Education	3,042,295	2,715,962	2,786,174	70,212	2.6
2900	School Special Pgms & Grants	46900	Education	528,080	0	60,000	60,000	0.0
3810	School Tuition Programs	46900	Education	165,898	141,500	147,000	5,500	3.9
3825	Alternative Education Fund	46900	Education	774,217	868,063	546,700	(321,363)	(37.0)
3830	School Facilities Fund	46900	Education	77,318	137,075	159,848	22,773	16.6
Total for Department				46,536,890	47,525,354	47,532,297	6,943	0.0

*Note: Excludes School Debt Service. See Debt Information & Capital Improvements section for details.

EDUCATION

Division: Student Support Services

Function 46900

Mission Statement:

Support services provide administrative, technical (such as guidance and health) and logistical support to facilitate and enhance instruction. These services exist as adjuncts for fulfilling the objectives of instruction and community services rather than as programs within themselves.

Goals and Priorities:

- All students will be provided with aligned, rigorous, and research-based instructional materials to prepare them for the 21st century learning and post-secondary opportunities.
- We will support curriculum review, revision, and alignment as a systemic basis for all disciplines.
- We are committed to supporting staff training for the implementation of new programs in the district.
- We will maintain student services to meet their growing social, emotional, and health needs, which impacts their ability to learn.
- We will continue our commitment to the integration of technology as a tool for learning in all subject areas.

Budget Highlights:

Continue support for staff tuition reimbursement

This section includes funds for the following activities:

Attendance Services	Occupational Therapy	Guidance
Physical Therapy & Vision	Student Assessments	Health Services
Library Services	Psychological Services	Curriculum Development

Performance Measures:

Description	FY12 Act	FY13 Est	FY14 Est
Student Support Services (2100-2299)	\$3,700,984	\$3,637,672	\$4,068,480

EDUCATION

Division: Instructional Programs

Function 46900

Mission Statement:

Instructional Programs include all activities involving the direct interaction between teachers and students. Teaching may be provided for students in a school classroom, in another location such as a home or hospital or in other learning situations such as those involving co curricular activities. Also included here are the activities of aides or classroom assistants of any type, who assist in the instructional process.

Descriptions of the Instructional Categories:

The Regular Education budget provides for regular classroom instruction for our K-12 students to prepare them to continue their education and to become productive citizens and family members.

Special Education funds are for those activities designed primarily for students who require special instructional services. Administrative positions are also budgeted under this function.

Career Technical Center funds instructional activities which teach students the knowledge, skills, and attitudes needed for continued education in technological fields and for employment in occupational areas upon graduation from high school.

School Athletics are school-sponsored activities that provide opportunities for students to compete in inter-scholastic competition. Some of the sporting events generate gate receipt revenues recorded in the enterprise fund.

Adult Education is funding for the Dover Adult Learning Center's Director and secretary.

Key Fiscal Year Objectives:

- All educators will partner with colleagues to create an instructional climate that values coaching, modeling, and a collaborative culture to improve teaching practices.
- We will assure that all district schools continue to meet all state minimum standards for school approval and that the high school meets accreditation standards set by the New England Association of Schools and Colleges.
- We will endeavor to keep teacher assignment and class size reasonable and conducive to learning.

Performance Measures:

Description	FY12 Act	FY13 Est	FY14 Est
Delivery of Instruction for Students (1100-1799)	\$26,990,072	\$28,298,063	\$29,027,171

EDUCATION

Division: Administrative Services

Function 46900

Mission and Vision Statements:

Mission: Strengthening our community by educating every child, every day!

Vision 2010-2015: Teachers and students will be held accountable to a standard of excellence, emphasizing collaboration, innovation and best practices in teaching and learning.

Adopted: April 12, 2010

Major Services/Responsibilities:

The School Board function provides funds for Board oversight of school operations, the development of District policy, and costs related to District-wide management. These include costs of stipends for School Board members and secretary, provision of legal counsel when necessary, liability insurance, and the annual audit.

The Office of the Superintendent function includes activities associated with leading and managing the school district, including budgeting, purchasing, payroll, and human resources.

The School Administration function includes activities directly related to leading and managing our schools. It includes the activities performed by the principals and assistant principals, evaluation of staff members, assignment of duties to staff members, and maintenance of records and coordination of instructional activities.

Goals and Priorities:

- We will continue to strengthen our curriculum and improve the quality of instruction.
- We will continually review and monitor administrative assignments to assure ourselves that we are focused on efficient and effective accomplishments of our goals.
- We will continue to explore ways to consolidate functions and services.
- We will promote the use of technology in the efficient management of district and student services.
- We will continue to manage the offices of the School District in an efficient and cost effective manner.

This section covers the costs of School Board services, the Office of the Superintendent, and School Administration.

Performance Measures:

Description	FY12 Act	FY13 Est	FY14 Est
School Board, Superintendent's Office and School Administration (2300-2499)	\$3,142,126	\$3,296,493	\$3,270,423

EDUCATION

Division: Facilities and Operations

Function 46900

Mission Statement:

The Facilities and Operations Department is managed by a full-service, outside facilities management company, DTZ - UGL Services. The company shares the same philosophy of the School District and School Board to remain committed to providing quality service to students, faculty, staff and community, while fostering a safe and healthy building environment.

Major Services/Responsibilities:

The physical facilities are an important and tangible asset of the Dover School District with a current replacement value in excess of \$110,000,000. The Facilities and Operations District is responsible for maintaining each school facility and the surrounding grounds in a manner that contributes to the attractiveness and function of the educational environment. DTZ - UGL Service's employees are committed to supporting the educational mission. Employees are dedicated to the concept of improving productivity and effectiveness through the more efficient use of time and materials, implementation of new technology and equipment and improving skills through training and seminars.

The Horne Street Elementary School is currently undergoing a new 6-classroom addition and entire building renovation. The project is expected to be completed Summer of 2012.

A one-year extension to the DTZ - UGL Services contract was approved with a 1% increase in FY 2013-2014.

Key Fiscal Year Objectives:

- We will maintain our facilities in accordance with local, state and federal fire, health, safety, accessibility laws and regulations.
- We are committed to an ongoing plan for the optimal care and use of all facilities to ensure a proper learning environment for every student.
- We will continue to explore cost saving measures whenever and wherever practical.
- We will examine collaboration with City departments in areas where savings can be affected by such collaboration.

Performance Measures:

Description	FY12 Act	FY13 Est	FY14 Est
Operation and Maintenance of Plant (2600-2699)	\$3,790,503	\$3,970,720	\$3,983,894

EDUCATION

Division: Transportation

Function 46900

Mission Statement:

The transportation account includes the personnel and activities necessary for the conveyance of both public and private school students, to and from Dover schools, in accordance with state law and School Board policy.

Goals and Priorities:

- Student safety remains our primary concern.
- We will continue to explore methods of providing the most cost effective student transportation and we will monitor our providers to assure both quality and accountability.
- We will continue to recognize the changing transportation needs of families and try to accommodate those needs in ways that do not add to our transportation costs.
- We remain open to new ways of shifting transportation costs whenever and wherever possible.

Budget Highlights:

- A negotiated contract extension for use of First Student's in-district's rates has resulted in a 1% cost increase.

Performance Measures:

Description	FY12 Act	FY13 Est	FY14 Est
Transportation Costs (2700-2799)	\$1,632,131	\$1,787,453	\$1,859,526

This page intentionally left blank.

EDUCATION

Division: Other

Function 46900

Mission Statement:

The division labeled “other” includes support services not directly related to previous accounts. Listed here are the costs of unemployment compensation, general liability coverage, workers’ compensation, severance pay, physical exams, immunizations, criminal records checks, and technology.

The largest item in this division is debt service budgeted at an estimated \$3,914,453 for 2013-2014.

Major Services/Responsibilities:

- Basic services such as worker’s compensation, physical exams, and criminal records checks are critical to the overall support of the School District.
- The Technology Division will continue to maintain and upgrade the School District’s computer assets.

Goals and Priorities:

- We will continue to examine and implement risk management strategies to reduce the District’s exposure.
- We will continually seek to obtain the best insurance coverage at rates favorable to the school district.
- We will work closely with the City to coordinate capital purchasing and sharing services to maximize cost savings.
- Teachers and students will use technology to enhance learning.

Performance Measures:

Description	FY12 Act	FY13 Est.	FY14 Est
Other (2500-2699, 2800-2999, 5200-5299)	\$5,107,227	\$5,244,908	\$5,338,664

City of Dover
Fiscal Year 2013 Budget
 July 1, 2013 - June 30, 2014

Appropriations

1000 **General Fund**
School
46900 **Education**

Account	Description	FY12 Actual	FY13 Adopted Budget	FY14 Board Request	FY14 City Mgr Proposed	\$ Change	% Change
Education							
4950	Education	40,572,539	42,264,590	42,311,411	42,311,411	46,821	0.1
	School Appropriation (excl Debt Service)			42,311,411			
	Total Education	40,572,539	42,264,590	42,311,411	42,311,411	46,821	0.1
Total	46900 Education	40,572,539	42,264,590	42,311,411	42,311,411	46,821	0.1

EDUCATION

Division: School Cafeteria Fund

Function 2800-46900

Mission Statement:

The cafeteria account includes all the activities necessary to provide meals for Dover public school students in accordance with the National School Lunch Program/School Breakfast program. Included are the costs for contracted services, commodities, supplies, utilities, equipment and fixed costs. The entire account is funded from sources separate from local tax revenue.

We are proud to welcome Café Services LLC's Fresh Picks Café to the Dover School District. This Food Services Management Company was awarded the winning bid for the staffing and full operation of the District's food services program. Café Services is locally owned and managed with corporate offices in nearby Londonderry, New Hampshire. Their program is designed to promote a nutritious and healthy lifestyle, providing nutrition education to both students and staff while working closely with the new USDA My Plate program.

Major Services/Responsibilities:

- Café Services - \$100,000 investment into new equipment and program restructuring.
- Extensive menu marketing and promotions with all new menus including:
 - DHS & DMS – Featuring the Signature Café Program of freshly cooked entrees, the Downtown Deli featuring made to order deli sandwiches with fresh ingredients, Formaggios Pizza, freshly baked with whole wheat dough and low fat cheese, Market Fresh Salads, and Café Express for Grab and Go convenience.
 - Elementary Schools – Featuring increased choices of Entrée Choice, Sandwich Choice, Market Fresh Choice, Salad or Fruit and Yogurt Parfait Daily.
- Contractually guaranteed revenue increase of \$120,000 driven by increased participation, improved quality controls, and improved cost controls.

Performance Measures:

Description	FY12 Act	FY13 Est	FY14 Est
Estimated Budget	\$1,376,543	\$1,398,164	\$1,521,164

City of Dover
Fiscal Year 2013 Budget
 July 1, 2013 - June 30, 2014

Appropriations

2800 School Cafeteria Fund
School
46900 Education

Account	Description	FY12 Actual	FY13 Adopted Budget	FY14 Board Request	FY14 City Mgr Proposed	\$ Change	% Change
Education							
4950	Education	1,376,543	1,398,164	1,521,164	1,521,164	123,000	8.8
	Total Appropriations - Cafeteria			1,521,164			
	Total Education	1,376,543	1,398,164	1,521,164	1,521,164	123,000	8.8
Total	46900 Education	1,376,543	1,398,164	1,521,164	1,521,164	123,000	8.8

EDUCATION

Division: Dept. of Education Federal Grants Function 2820-46900

Mission Statement:

The categorical aid account includes funds received from federal sources. Categorical funds may only be used for the program or purposes for which they have been allocated. There are no local monies in this fund.

Goals and Priorities:

- We will actively pursue sources of funding beyond what is provided through local taxes.
- We will pay special attention to programs that provide basic skills, especially in language arts, mathematics and science.
- We will also target early childhood education for special emphasis.
- Practical applications of learning will be a prime focus in our training efforts for teachers.
- Reading in the content areas.
- Ensure that students acquire the high quality technical skills that will prepare them for post-secondary education and/or entry into an ever-changing workplace and society.
- Prevention and intervention activities for students with social/emotional and behavior disorders.
- Provide timely Child Find evaluations of special education eligibility.
- Supply supplemental staff development and training to teachers on topics specific to the provision of services, accommodations, modifications, and supports to students with disabilities.
- Ensure opportunities for second language learners to participate in the general curriculum.
- Adult Basic Education helps adults to develop basic skills in reading, writing, math, ESOL and entry level job skills, including computer literacy; finish high school; transition to college and career training; and enrich their lives with community education classes, becoming more effective parents, workers and community members.

Budget Highlights:

- Includes federal monies for reading, language and math tutorial programs to improve skills in grades K-12.
- Provides for supplemental services for students with disabilities.
- Includes funding for teacher training in mathematics, science, and literacy.
- Encompasses vocational and school to career programs.
- Contains allocations for both public and private schools located in Dover.
- Dover High School and Career Technical Center: Carl Perkins Career Technology Grant is used to supplement curriculum and professional development, equipment, personnel, and to promote program information including career opportunities.
- Provides supplemental special education and related services and supports in the areas of preschool special education, family support services, transition services, speech pathology, audiology consultations and autism consultations.

Performance Measures:

Description	FY12 Act	FY13 Est	FY14 Est
Federal Funding (Title I – Title III)	\$1,349,378	\$1,127,872	\$1,117,112
Carl Perkins, Apprenticeship (DHS CTC)	\$ 237,426	\$ 226,923	\$ 214,630
IDEA/Preschool	\$ 834,892	\$ 928,979	\$ 819,658
Adult Basic Education	\$ 620,598	\$ 678,286	\$ 678,286

City of Dover
Fiscal Year 2013 Budget
 July 1, 2013 - June 30, 2014

Appropriations

2820 School Federal Grants
School
46900 Education

Account	Description	FY12 Actual	FY13 Adopted Budget	FY14 Board Request	FY14 City Mgr Proposed	\$ Change	% Change
Education							
4950	Education	3,042,295	2,715,962	2,786,174	2,786,174	70,212	2.6
	Total Education Grants appropriations			2,786,174			
	Total Education	3,042,295	2,715,962	2,786,174	2,786,174	70,212	2.6
Total	46900 Education	3,042,295	2,715,962	2,786,174	2,786,174	70,212	2.6

EDUCATION

Division: Special Programs and Grants Fund Function 2900-46900

Mission Statement:

The School District shall administer and manage effectively any miscellaneous special programs and/or grant awards.

Major Services/Responsibilities:

- Past grants and programs administered through this fund have included the HUB, American Recovery Reinvestment Act Grants and Education Jobs Fund.

Key Fiscal Year Objectives:

- Continue to provide and improve programs and services in the Dover schools with funding from various sources, recorded as Special Revenue Funds.

Performance Measures:

Description	FY12 Act	FY13 Est	FY14 Est
Budget Estimates	\$528,080	\$0	\$0

City of Dover
Fiscal Year 2013 Budget
 July 1, 2013 - June 30, 2014

Appropriations

2900 School Special Pgms & Grants

School

46900 Education

Account	Description	FY12 Actual	FY13 Adopted Budget	FY14 Board Request	FY14 City Mgr Proposed	\$ Change	% Change
Education							
4950	Education	528,080	0	60,000	60,000	60,000	100.0
	HUB			60,000			
	Total Education	528,080	0	60,000	60,000	60,000	100.0
Total	46900 Education	528,080	0	60,000	60,000	60,000	100.0

EDUCATION

Division: Tuition Programs Fund

Function 3810-46900

Mission Statement:

To provide educational opportunities for students and adults through special grants and tuition. Dover Adult Learning Center funds are from private sources other than local taxation.

Major Services/Responsibilities:

Dover Adult Learning Center: \$147,000
 Dover High School Summer Program \$0

Key Fiscal Year Objectives:

Dover Adult Learning Center helps adults to:

- Develop basic skills in reading, writing, math, ESOL and entry level job skills, including computer literacy.
- Complete high school with a high school equivalency certificate or adult high school diploma.
- Meet college or job requirements for high school level prerequisite courses.
- Transition to college and career training through skill building classes and individual counseling.
- Enrich their lives with community education and computer classes.
- Become more effective parents, workers and community members.

Dover High School Summer Program helps students in:

- Algebra I, Biology, English, American History, World Cultures, Physical Science, Earth Science, Government, Economics and Geometry.

Performance Measures:

Description	FY12 Act	FY13 Est	FY14 Est
Dover Adult Learning Center (DALC)	\$165,898	\$141,500	\$147,000
Dover High School Summer Program	\$0	\$0	\$0

City of Dover
Fiscal Year 2013 Budget
 July 1, 2013 - June 30, 2014

Appropriations

3810 School Tuition Programs

School

46900 Education

Account	Description	FY12 Actual	FY13 Adopted Budget	FY14 Board Request	FY14 City Mgr Proposed	\$ Change	% Change
Education							
4950	Education	165,898	141,500	147,000	147,000	5,500	3.9
	Dover Adult Learning Center			147,000			
	Total Education	165,898	141,500	147,000	147,000	5,500	3.9
Total	46900 Education	165,898	141,500	147,000	147,000	5,500	3.9

EDUCATION

Division: Dover High School Alternative Program

Function 3825-46900

Mission Statement:

The Dover High School Alternative Program's mission is to address the needs of students who have demonstrated a significant lack of success in the traditional school setting, even with modifications and support. The philosophy of the Dover High School Alternative Program is predicated on the belief that all children have worth and can learn to be successful, if placed in an appropriate educational structure (children do well when they can). The ultimate goal of the program is to develop within each student the skills necessary to enable him/her to make safe, proactive choices, communicate effectively, earn a High School diploma, and make a successful transition to further education or the workforce.

Major Services/Responsibilities:

- Provide a "State of the Art" Alternative H.S. Program for the students of Dover. This innovative program, housed in the Dover Alternative School Building, provides an excellent learning environment for "at risk" students and students with disabilities.
- The Dover H.S. Alternative School will make up to eleven (11) spaces available for tuition students, expecting to fill only 4 for FY14.

Key Fiscal Year Objectives:

- Literacy: To improve student literacy in all subject areas.
- Data Driven Decision Making: To improve the quality of district and school decision making by systematically using data to guide our decisions.
- Technology: To increase the access to technology, and its use as a tool for learning.
- Safe Schools: To increase student resiliency by creating a school environment characterized by trust, respect and open communication.

Performance Measures:

- The number of students who can successfully return to DHS for one or more courses.
- The number of students in successful post secondary employment and/or education.
- Reduction in discipline referrals.
- Increase in social skills as evidenced by school-wide average of weekly activity grades.

Description	FY12 Act	FY13 Est	FY14 Est
Budgeted Amounts	\$774,217	\$868,063	\$546,700

City of Dover
Fiscal Year 2013 Budget
 July 1, 2013 - June 30, 2014

Appropriations

3825 School Alternative Education Fund

School

46900 Education

Account	Description	FY12 Actual	FY13 Adopted Budget	FY14 Board Request	FY14 City Mgr Proposed	\$ Change	% Change
Education							
4950	Education	774,217	868,063	546,700	546,700	(321,363)	(37.0)
	Alternative Education Expense			546,700			
	Total Education	774,217	868,063	546,700	546,700	(321,363)	(37.0)
Total	46900 Education	774,217	868,063	546,700	546,700	(321,363)	(37.0)

EDUCATION

Division: School Facilities Fund

Function 3830-46900

Mission Statement:

To provide for the upkeep of school and athletic facilities through special rental, gate receipt, user and permit fee revenues.

Major Services/Responsibilities:

Care of district physical plant and the providing of a safe environment for use by the students, staff and public. Receipts are anticipated to increase slightly in 2013-2014 due to additional rental revenues and an increase in the fee charged for parking permits.

No local taxes are appropriated in this fund.

Gate Receipts:	23,000
Facilities Rentals:	82,773
Parking Permits	48,775
Field User Fees	<u>5,300</u>
Total	\$159,848

Key Fiscal Year Objectives:

- Funds collected will be used to improve security systems and facility areas used by the general public.
- Funds generated from parking permits will be used to improve such areas.
- Funds originating from field user fees will be applied to the improvements of district fields and grounds.

Performance Measures:

Description	FY12 Act	FY13 Est	FY14 Est
Estimated Revenues	\$152,520	\$137,075	\$159,848

City of Dover
Fiscal Year 2013 Budget
 July 1, 2013 - June 30, 2014

Appropriations

3830 School Facilities Fund
School
46900 Education

Account	Description	FY12 Actual	FY13 Adopted Budget	FY14 Board Request	FY14 City Mgr Proposed	\$ Change	% Change
Education							
4950	Education	77,318	137,075	159,848	159,848	22,773	16.6
	Appropriation Total - School Facilities			159,848			
	Total Education	77,318	137,075	159,848	159,848	22,773	16.6
Total	46900 Education	77,318	137,075	159,848	159,848	22,773	16.6

This page intentionally left blank.

INTERGOVERNMENTAL

TAB 17

INTERGOVERNMENTAL

TAB 17

INTERGOVERNMENTAL

Division: County Tax

Function 48000

Mission Statement:

To accurately budget and timely disburse the County Tax Assessment.

Major Services/Responsibilities:

- Include the most accurate assessment amount prior to final adoption of the City's budget by the City Council
- Process and disburse the money to the County Treasurer on the due date of the tax per County Tax Warrant

Key Fiscal Year Objectives:

Performance Measures:

Description	FY12 Act	FY13 Act	FY14 Est
Timely disbursement of the County check	Dec 2011	Dec 2012	Dec 2013
County Tax Levy Apportioned to Dover	7,303,817	7,521,254	7,706,474

City of Dover, New Hampshire

General Fund Expenditure Detail Report

Fiscal Year: 2013-2014

 Print accounts with zero balance
 Round to whole dollars
 Account on new page

From Date: 7/1/2013

To Date: 6/30/2014

Definition: FY14 City Manager Proposed

Account	Description	FY12 Actual	FY13 Adopted Budget	FY14 Department Request	FY14 City Manager Proposed	Dollar Change	Percent Change
1000.1.800.48000.4990.00000.00.000	County Tax-County Tax	\$7,303,817.00	\$7,482,308.00	\$7,706,474.00	\$7,706,474.00	\$224,166.00	3.00
	Column: [FY14CityManagerProposed]	Budget	FTE	Position Desc.			
	Description: County Tax Apportionment	\$7,706,474.00					
	\$28,175,072 x 27.35%						
	Column Total:	\$7,706,474.00					
Budg_Cat:	Intergovernmental - 990	\$7,303,817.00	\$7,482,308.00	\$7,706,474.00	\$7,706,474.00	\$224,166.00	3.00
Func:	County Tax - 48000	\$7,303,817.00	\$7,482,308.00	\$7,706,474.00	\$7,706,474.00	\$224,166.00	3.00

DEBT INFORMATION & CAPITAL IMPROVEMENTS

TAB 18

**DEBT INFORMATION &
CAPITAL IMPROVEMENTS**

TAB 18

CAPITAL IMPROVEMENT & DEBT

Division: Debt Service

Function 47100

Mission Statement:

The Finance Department shall administer the debt of the City, insuring timely issuance of securities and payment of the City's debt obligations

Major Services/Responsibilities:

- Issuance of long term bonds to meet the cash needs of the adopted Capital Improvements Program budget for the fiscal year
- Issuance of short term Tax Anticipation Notes to meet the cash needs of the City until tax collections occur
- Payment of both principal and interest on bonds and short term notes in a timely fashion
- Forecasting the impact of security issuances on the Property Tax and Water/Sewer User Fees
- Forecasting the cash flow needs of the City

Key Fiscal Year Objectives:

- Monitor cash flow to determine future cash need during the fiscal year and determine appropriate time to go to market for bond issue.
- Monitor market rates and based on advice of Financial Advisor determine if any outstanding bond obligations can be refinanced to save on interest expense.
- Structure issuance of long term bonds consistent with City Council adopted financial policies for Debt Management.

Performance Measures:

Description	FY12 Act	FY13 Budget	FY14 Budget
Timely disbursement of payments-City General Fund	\$ 5,571,833	\$ 5,701,702	\$ 5,871,476
Timely disbursement of payments-School General Fund	\$ 4,054,067	\$ 3,988,329	\$ 3,914,453

City of Dover, New Hampshire

General Fund Expenditure Detail Report

Fiscal Year: 2013-2014

Print accounts with zero balance Round to whole dollars Account on new page

From Date: 7/1/2013

To Date: 6/30/2014

Definition: FY14 City Manager Proposed

Account	Description	FY12 Actual	FY13 Adopted Budget	FY14 Department Request	FY14 City Manager Proposed	Dollar Change	Percent Change
---------	-------------	-------------	---------------------	-------------------------	----------------------------	---------------	----------------

1000.1.500.47100.4920.00000.00.000	Debt Service - City-Principal F	\$4,101,113.58	\$4,119,920.00	\$4,337,770.00	\$4,337,770.00	\$217,850.00	5.29
------------------------------------	---------------------------------	----------------	----------------	----------------	----------------	--------------	------

Column: [FY14CityManagerProposed]

Budget

FTE Position Desc.

Description: Energy Cost Savings Estimate	(\$106,710.00)	Arena
Description: Energy Cost Savings Estimate	(\$1,549.00)	Cemetery
Description: Energy Cost Savings Estimate	(\$10,666.00)	City Hall
Description: Energy Cost Savings Estimate	(\$2,102.00)	Fire Facilities
Description: Energy Cost Savings Estimate	(\$29,337.00)	Indoor Pool
Description: Energy Cost Savings Estimate	(\$8,380.00)	Library
Description: Energy Cost Savings Estimate	(\$25,854.00)	PW Facility
Description: Energy Cost Savings Estimate	(\$1,508.00)	Thompson Pool
Description: Energy Cost Savings Estimate	(\$2,357.00)	Train Station
Description: Energy Efficiency Improvements - Principal	\$188,463.00	
Description: Principal Payment Anticipated Bond Issue	\$371,350.00	
Description: Principal payments on long term debt	\$3,966,420.00	

Column Total: \$4,337,770.00

1000.1.500.47100.4921.00000.00.000	Debt Service - City-Interest - F	\$1,470,719.71	\$1,581,782.00	\$1,533,706.00	\$1,533,706.00	(\$48,076.00)	(3.04)
------------------------------------	----------------------------------	----------------	----------------	----------------	----------------	---------------	--------

Column: [FY14CityManagerProposed]

Budget

FTE Position Desc.

Description: Energy Cost Savings Estimate	(\$21,820.00)	Arena
Description: Energy Cost Savings Estimate	(\$10,901.00)	City Hall
Description: Energy Cost Savings Estimate	(\$10,000.00)	PW Facility
Description: Energy Efficiency Improvements - Interest	\$42,721.00	
Description: Interest payments on anticipated issue	\$176,392.00	

Description: Interest payments on long term debt \$1,357,314.00

Column Total: \$1,533,706.00

City of Dover, New Hampshire

General Fund Expenditure Detail Report

Fiscal Year: 2013-2014

Print accounts with zero balance Round to whole dollars Account on new page

From Date: 7/1/2013

To Date: 6/30/2014

Definition: FY14 City Manager Proposed

Account	Description	FY12 Actual	FY13 Adopted Budget	FY14 Department Request	FY14 City Manager Proposed	Dollar Change	Percent Change
Budg_Cat: Debt Service - 920		\$5,571,833.29	\$5,701,702.00	\$5,871,476.00	\$5,871,476.00	\$169,774.00	2.98
Func: Debt Service - City - 47100		\$5,571,833.29	\$5,701,702.00	\$5,871,476.00	\$5,871,476.00	\$169,774.00	2.98

City of Dover, New Hampshire

General Fund Expenditure Detail Report

Fiscal Year: 2013-2014

 Print accounts with zero balance
 Round to whole dollars
 Account on new page

From Date: 7/1/2013

To Date: 6/30/2014

Definition: FY14 City Manager Proposed

Account	Description	FY12 Actual	FY13 Adopted Budget	FY14 Department Request	FY14 City Manager Proposed	Dollar Change	Percent Change
1000.1.500.47190.4920.00000.00.000	School Dept - Principal Payme	\$2,514,027.82	\$2,437,245.00	\$2,400,691.00	\$2,400,691.00	(\$36,554.00)	(1.50)
	Column: [FY14CityManagerProposed]	Budget	FTE	Position Desc.			
	Description: Principal Payments on Long Term Debt	\$2,400,691.00					
	Column Total:	\$2,400,691.00					
1000.1.500.47190.4921.00000.00.000	School Dept - Bond Interest P	\$1,540,039.45	\$1,551,084.00	\$1,513,762.00	\$1,513,762.00	(\$37,322.00)	(2.41)
	Column: [FY14CityManagerProposed]	Budget	FTE	Position Desc.			
	Description: Interest Payments on Long Term Debt	\$1,513,762.00					
	Column Total:	\$1,513,762.00					
Budg_Cat: Debt Service - 920		\$4,054,067.27	\$3,988,329.00	\$3,914,453.00	\$3,914,453.00	(\$73,876.00)	(1.85)
Func: Debt Service - School - 47190		\$4,054,067.27	\$3,988,329.00	\$3,914,453.00	\$3,914,453.00	(\$73,876.00)	(1.85)

City of Dover
Fiscal Year 2014 Budget

Debt Existing Principal Payments

Description	Issue #	Issue		Rate	Due	Total								Grand Total	
		Amount	Year			City	School	General Fund	Parking	McConnell	Water	Sewer	DBIDA		
Public Impr	3037	3,356,711	95	5.326%	08/15/10										0
Public Impr	3038	3,885,092	96	5.655%	08/15/11	0	0	0			0				0
Energy Conserv	3039	875,055	96	5.406%	01/15/12	0		0							0
Public Impr	3040	1,002,327	97	4.840%	08/15/12	0		0							0
SRL - Tolend Landfill	3042	1,271,357	98	3.563%	09/01/13	84,757		84,757							84,757
Public Impr	3043	4,137,500	99	4.190%	01/15/13	180,000		180,000			15,000	25,000			220,000
Public Impr	3045	2,179,901	99	5.510%	01/15/15	50,000	90,000	140,000							140,000
New Middle School	3046	15,741,027	99	5.580%	01/15/20	0	616,241	616,241							616,241
Public Impr	3047	22,991,400	01	4.451%	06/15/21	0		0							0
Public Impr	3048	2,240,600	02	4.230%	06/15/22	110,000		110,000				30,000			140,000
Public Impr	3049	14,280,000	03	3.167%	06/15/24	0	0	0			0	0			0
Public Impr	3050	9,816,000	04	4.115%	06/15/25	239,000	108,000	347,000			132,000	96,000			575,000
Public Impr	3051	10,740,000	05	3.840%	06/15/26	380,000	125,000	505,000			35,000	85,000			625,000
Public Impr	3052	22,348,000	06	4.230%	06/15/27	339,000	257,000	596,000		260,000	195,000	89,000			1,140,000
Public Impr	3053	20,646,000	07	4.500%	06/15/27	505,000	470,000	975,000			115,000	15,000			1,105,000
Public Impr	3054	9,970,000	08	4.094%	12/15/28	445,000	40,000	485,000			15,000	85,000			585,000
Public Impr	3055	12,799,000	10	3.442%	04/01/30	247,500	310,000	557,500	5,000		105,000	112,500			780,000
Public Impr - Refunding	3057	8,790,000	10	2.154%	06/15/21	885,000	145,000	1,030,000			165,000	140,000			1,335,000
CDFA Energy Impr	3058	250,000	11	2.470%	12/31/20	23,463		23,463							23,463
Public Impr - Refunding	3059	17,530,000	12	2.343%	06/15/32	477,700	239,450	717,150	50,000		200,000	367,850			1,335,000
SRL - WWTP Aeration	3060	279,157	13	1.700%	02/01/22							27,916			27,916
SRL - North End Pressu	3061	3,400,000	13	2.720%	11/01/32						131,458				131,458
Totals						<u>3,966,421</u>	<u>2,400,691</u>	<u>6,367,111</u>	<u>55,000</u>	<u>260,000</u>	<u>1,108,458</u>	<u>1,073,266</u>	<u>0</u>	<u>8,863,834</u>	

Debt Existing Interest Payments

Description	Issue #	Issue		Rate	Due	Total								Grand Total	
		Amount	Year			City	School	General	Parking	McConnell	Water	Sewer	DBIDA		
Public Impr	3037	3,356,711	95	5.326%	08/05/10										0
Public Impr	3038	4,517,980	96	5.250%	08/15/11	0	0	0			0				0
Energy Conserv	3039	875,055	96	5.406%	01/15/12	0		0							0
Public Impr	3040	1,002,327	97	4.840%	08/15/12	0		0							0
SRL - Tolend Landfill	3042	1,271,357	98	3.563%	09/01/13	3,019		3,019							3,019
Public Impr	3043	4,137,500	99	4.190%	01/15/13	8,100		8,100			675	1,125			9,900
Public Impr	3045	2,179,901	99	5.510%	01/15/15	5,550	9,990	15,540							15,540
New Middle School	3046	15,741,027	99	5.580%	01/15/20	0	719,007	719,007							719,007
Public Impr	3047	22,991,400	01	4.451%	06/15/21	0		0							0
Public Impr	3048	2,240,600	02	4.230%	06/15/22	18,179		18,179				3,466			21,645
Public Impr	3049	14,280,000	03	3.167%	06/15/24	0	0	0			0	0			0
Public Impr	3050	9,816,000	04	4.115%	06/15/25	9,560	4,320	13,880			5,280	3,840			23,000
Public Impr	3051	10,740,000	05	3.840%	06/15/26	130,520	61,035	191,555			10,745	33,305			235,605
Public Impr	3052	22,348,000	06	4.230%	06/15/27	185,349	148,296	333,645		145,094	112,669	37,768			629,176
Public Impr	3053	20,646,000	07	4.500%	06/15/27	266,563	283,431	549,994			68,131	5,944			624,069
Public Impr	3054	9,970,000	08	4.094%	12/15/28	244,850	17,250	262,100			4,338	35,088			301,526
Public Impr	3055	12,799,000	10	3.442%	04/01/30	94,759	176,181	270,940	2,906		40,456	34,047			348,349
Public Impr - Refunding	3057	8,790,000	10	2.154%	06/15/21	148,875	15,950	164,825			28,350	24,550			217,725
CDFA Energy Impr	3058	250,000	11	2.470%	12/31/20	5,058		5,058							5,058
Public Impr - Refunding	3059	17,530,000	12	2.343%	06/15/32	236,932	78,301	315,233	13,350		76,674	162,734			567,991
SRL - WWTP Aeration	3060	279,157	13	1.700%	02/01/22							4,271			4,271
SRL - North End Pressu	3061	3,400,000	13	2.720%	11/01/32						130,493				130,493
Totals						<u>1,357,314</u>	<u>1,513,762</u>	<u>2,871,075</u>	<u>16,256</u>	<u>145,094</u>	<u>477,811</u>	<u>346,138</u>	<u>0</u>	<u>3,856,374</u>	

Total Existing Principal & Interest

						<u>5,323,735</u>	<u>3,914,453</u>	<u>9,238,186</u>	<u>71,256</u>	<u>405,094</u>	<u>1,586,269</u>	<u>1,419,404</u>	<u>0</u>	<u>12,720,208</u>
--	--	--	--	--	--	------------------	------------------	------------------	---------------	----------------	------------------	------------------	----------	-------------------

City of Dover

Long Term Debt Authorizations - Unissued as of April 1, 2013

PROJECT DESCRIPTION	FY08	FY10	FY11	FY12	FY13	FY14	Total
GENERAL GOVERNMENT							
TOTAL GENERAL GOV'T	0	0	0	0	0	0	0
POLICE							
New Police Facility						8,702,479	8,702,479
TOTAL FIRE & RESCUE	0	0	0	0	0	8,702,479	8,702,479
COMMUNITY SERVICES - PUBLIC WORKS							
Tolend Road Landfill Remediation	1,100,000						1,100,000
Bridge Replacement - Whittier Street				800,000			800,000
Street Reconstruction - Atlantic Avenue				2,000,000			2,000,000
Street Impr & Sidewalk - Mast Rd/Spruce Lane					200,000	149,525	349,525
Street Reconstruction - Tolend Road					2,500,000	2,500,000	5,000,000
Downtown Traffic Efficiency Improvements						200,000	200,000
Street Reconstruction - Lisa Beth Drive & Circle						675,000	675,000
Street Reconstruction - Union Street						255,000	255,000
SRF - Broadway Drainage Improvements		2,000,000					2,000,000
TOTAL COMM SERV - PW	1,100,000	2,000,000	0	2,800,000	2,700,000	3,779,525	12,379,525
TOTAL CITY DEPARTMENTS	1,100,000	2,000,000	0	2,800,000	2,700,000	12,482,004	21,082,004
EDUCATION							
Home Street Elementary School Improve.			56				56
High School Auditorium Renovations					1,900,000		1,900,000
TOTAL EDUCATION	0	0	56	0	1,900,000	0	1,900,056
TOTAL GENERAL FUND	1,100,000	2,000,000	56	2,800,000	4,600,000	12,482,004	22,982,060
SPECIAL REVENUE							
Parking Lot Improvements			266,765				266,765
Downtown Parking Facility						100,000	100,000
Parking Deck - School Street						300,000	300,000
	0	0	266,765	0	0	400,000	666,765
COMMUNITY SERVICES - WATER FUND							
Water Main - Willand Pond						1,416,367	1,416,367
Water Systems Facilities Upgrade					200,000		200,000
TOTAL WATER FUND	0	0	0	0	200,000	1,416,367	1,616,367
COMMUNITY SERVICES - SEWER FUND							
Pump Station Upgrade - River Street		200,000					200,000
SRF - River Street Pump Station Upgrade		1,200,000					1,200,000
Sludge Dewatering Equipment Upgrade				1,000,000			1,000,000
WWTP - Facility Upgrade					2,500,000	8,937,236	11,437,236
TOTAL SEWER FUND	0	1,400,000	0	1,000,000	2,500,000	8,937,236	13,837,236
DOVER IND DEVELOPMENT FUND							
	0	0	0	0	0	0	0
TOTAL OTHER FUNDS	0	1,400,000	266,765	1,000,000	2,700,000	10,753,603	16,120,368
TOTAL AUTHORIZED UNISSUED	1,100,000	3,400,000	266,821	3,800,000	7,300,000	23,235,607	39,102,428

City of Dover, NH

Long Term Debt Issued or Authorized before April 1, 2013 Debt Outstanding & Analysis of Debt Limit at June 30, 2013

Description	Issuer	Issue #	Issue Amount	Issue Year	Rate	RF	Due	Outstanding Balance	Exempt from Debt Limits	Debt Outstanding Against Debt Limits					
										City	School	Water	DBIDA (IP)	DBIDA (IB)	
BONDED DEBT															
Energy Conservation	NHMBB	3039	875,055	96	5.4059%	(1)	01/15/12	0	-	0					
Public Impr	NHMBB	3040	1,002,327	97	4.8400%	(1)	08/15/12	0	-	0					
Public Impr	NHMBB	3043	4,137,500	99	4.1900%		01/15/13	220,000	25,000	180,000		15,000			
Public Impr	NHMBB	3045	2,179,901	99	5.5100%	(1)	01/15/15	280,000	-	100,000	180,000				
New Middle School	NHMBB	3046	15,741,027	99	5.5800%	(1)	01/15/20	3,616,874	-	-	3,616,874				
Public Impr	Citizens	3047	22,991,400	01	4.4506%	(2)	06/15/21	-	-	-					
Public Impr	NHMBB	3048	2,240,600	02	4.2300%		06/15/22	675,000	120,000	555,000					
Public Impr	City	3049	14,280,000	03	3.1668%		06/15/24	0			0	0			
Public Impr	City	3050	9,816,000	04	4.1148%		06/15/25	575,000	121,000	214,000	108,000	132,000			
Public Impr	City	3051	10,740,000	05	3.8405%		06/15/26	6,055,000	1,180,000	3,045,000	1,550,000	280,000			
Public Impr	City	3052	22,348,000	06	4.2313%		06/15/27	14,940,000	1,881,000	6,876,000	3,513,000	2,670,000			
Public Impr	City	3053	20,646,000	07	4.5000%		06/15/27	13,860,000	835,000	5,240,000	6,275,000	1,510,000			
Public Impr	City	3054	9,970,000	08	4.0935%		12/15/28	7,610,000	3,835,000	3,220,000	440,000	115,000			
Public Impr	City	3055	12,799,000	10	3.4417%		04/01/30	10,445,000	1,072,500	2,977,500	5,160,000	1,235,000			
Public Impr Refunding	City	3057	8,790,000	10	2.1535%		06/30/21	6,095,000	690,000	4,175,000	435,000	795,000			
Public Impr Refunding 03-04	City	3059	7,756,950	12	2.3433%		06/15/32	16,985,000	4,807,600	7,442,900	2,380,700	2,353,800			
TOTAL BONDED DEBT OUTSTANDING								81,356,874	14,567,100	34,025,400	23,658,574	9,105,800	0	0	
OTHER DEBT															
SRL - Tolend Landfill		3042	1,271,357	98	3.5625%		09/01/13	84,757	84,757						
CDFE Energy Impr		3058	250,000	11	2.4700%		12/31/20	204,757		204,757					
SRL - WWTP Aeration		3060	279,157	13	1.7000%		02/01/22	251,241	251,241						
SRL - North End Pressure		3061	3,400,000	13	2.7200%		11/01/32	3,400,000			3,400,000				
TOTAL OTHER DEBT OUTSTANDING								3,940,756	335,998	204,757	0	3,400,000	0	0	
TOTAL LONG TERM DEBT OUTSTANDING								85,297,630	14,903,098	34,230,157	23,658,574	12,505,800	0	0	
DEBT AUTHORIZED - UNISSUED															
						Antic.Issue									
Tolend Rd Landfill Remediation	NA		5,500,000			NA		1,100,000	1,100,000						
Parking Lot Improvements - FY11	NA		750,000			NA		266,765	266,765						
Public Improvements - FY10	NA		7,959,000			NA		200,000	200,000						
Public Improvements - FY11	NA		7,302,998			NA		56			56				
Public Improvements - FY12	NA		10,200,000			NA		3,800,000	1,000,000	2,800,000					
Public Improvements - FY13	NA		9,250,000			NA		7,300,000	2,500,000	2,700,000	1,900,000	200,000			
Public Improv - FY10 - Broadway SRF	NA		2,000,000			NA		2,000,000	2,000,000						
Public Improvements - FY 10 Sewer SRF	NA		1,200,000			NA		1,200,000	1,200,000						
Public Improvements - FY14	NA		23,235,607			NA		23,235,607	9,337,236	12,482,004		1,416,367			
TOTAL DEBT AUTHORIZED UNISSUED								39,102,428	17,604,001	17,982,004	1,900,056	1,616,367	0	0	
TOTAL DEBT OUTSTANDING & UNISSUED								124,400,058	32,507,099	52,212,161	25,558,630	14,122,167	0	0	

LEGAL DEBT LIMITS

TY11 Equalized Value for Debt Limit 2,714,253,993.00

	3.0%	7.0%	10.0%	Set by special legislation	RSA 162
Legal Rate					
Legal Debt Limit	81,427,620	189,997,780	271,425,399	4,000,000	No limit
Unused Capacity	29,215,459	164,439,149	257,303,232	4,000,000	NA
Percent Used	64.1%	13.5%	5.2%	0.0%	NA

CITY COUNCIL POLICY

	City	School	Water		
Percent of Statutory Limit	65.0%	28.0%	5.0%	NA	NA
Dollar Limit	52,927,953	53,199,378	13,571,270		
Under(Over) Policy Limit	715,792	27,640,748	(550,897)		

Sewer

Percent of Equalized Value	1.5%
Dollar Limit	40,713,810
Under(Over) Policy Limit	32,820,153

Notes to Analysis:

Refinanced (RF) Notes:

- (1) Refinanced, original NIC reflected
- (2) Refunding Bonds Issued

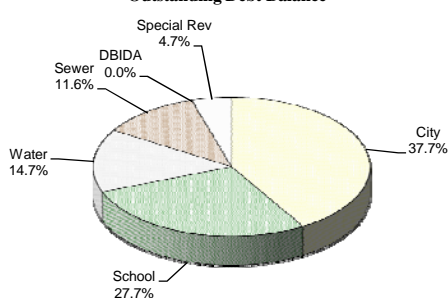
Reason for Exempt Status:

- 1 State Guaranteed (Mandated) Sewer Bonds - 3032, 3033, 3034
- 2 Sewer Portion of Public Impr - 3030, 3031, 3032, 3033, 3034, 3037, 3043, 3047, 3048, 3049, 3050, 3051, 3052, 3053, 3054, 3055, 3057, 3059
- 3 Tolend Rd Landfill Mitigation Portion of Public Impr - 3042, 3049, 3050, 3051, 3052, 3053, 3054

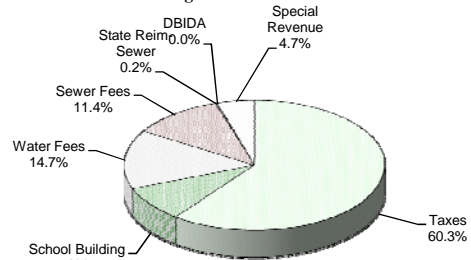
Other:

Totals excludes Tax and Bond Anticipation Notes

Outstanding Debt Balance



Financing Sources for Debt Retirement



Capital Improvements Program Existing Principal Retirement by Year and Fund

Fiscal Yr	Total							Total
	City Depts	School	General Fund	Special Revenue	Water	Sewer	DBIDA	City Debt
2014	3,966,419.98	2,400,690.51	6,367,110.49	315,000.00	1,108,457.72	1,073,265.70	0.00	8,863,833.91
2015	3,685,792.46	2,356,900.24	6,042,692.70	325,000.00	1,112,812.43	1,046,165.70	0.00	8,526,670.83
2016	3,577,486.31	2,231,931.50	5,809,417.81	335,000.00	1,091,997.35	1,025,565.70	0.00	8,261,980.86
2017	2,999,544.82	2,029,068.25	5,028,613.07	350,000.00	979,508.04	941,015.70	0.00	7,299,136.81
2018	2,900,968.37	1,989,851.08	4,890,819.45	360,000.00	981,130.76	907,165.70	0.00	7,139,115.91
2019	2,716,207.32	1,821,093.32	4,537,300.64	365,000.00	881,448.81	735,815.70	0.00	6,519,565.15
2020	2,649,662.05	1,744,039.41	4,393,701.46	385,000.00	854,941.64	700,515.70	0.00	6,334,158.80
2021	2,379,332.96	1,283,000.00	3,662,332.96	400,000.00	777,533.77	589,415.70	0.00	5,429,282.43
2022	1,841,500.00	1,264,000.00	3,105,500.00	410,000.00	683,993.14	484,415.70	0.00	4,683,908.84
2023	1,516,400.00	1,199,100.00	2,715,500.00	165,000.00	655,278.84	372,500.00	0.00	3,908,278.84
2024	1,516,400.00	1,194,100.00	2,710,500.00	175,000.00	657,337.66	372,500.00	0.00	3,915,337.66
2025	1,402,700.00	1,149,800.00	2,552,500.00	180,000.00	602,098.77	292,500.00	0.00	3,627,098.77
2026	1,267,500.00	1,085,000.00	2,352,500.00	190,000.00	538,465.16	242,500.00	0.00	3,323,465.16
2027	1,097,500.00	970,000.00	2,067,500.00	5,000.00	479,299.09	182,500.00	0.00	2,734,299.09
2028	577,500.00	320,000.00	897,500.00	5,000.00	209,395.56	182,500.00	0.00	1,294,395.56
2029	572,500.00	320,000.00	892,500.00	5,000.00	208,429.70	182,500.00	0.00	1,288,429.70
2030	267,500.00	300,000.00	567,500.00	5,000.00	205,839.15	182,500.00	0.00	960,839.15
2031	180,000.00	0.00	180,000.00	0.00	175,512.84	175,000.00	0.00	530,512.84
2032	180,000.00	0.00	180,000.00	0.00	164,709.18	175,000.00	0.00	519,709.18
2033	0.00	0.00	0.00	0.00	137,610.39	0.00	0.00	137,610.39
Totals	35,294,914.27	23,658,574.31	58,953,488.58	3,975,000.00	12,505,800.00	9,863,341.30	0.00	85,297,629.88

Capital Improvements Program Existing Debt Payments - Interest

Fiscal Yr	Total							Total
	City Depts	School	General Fund	Special Revenue	Water	Sewer	DBIDA	City Debt
2014	1,357,313.62	1,513,761.77	2,871,075.39	161,350.02	477,810.97	346,137.11	0.00	3,856,373.49
2015	1,214,502.01	1,481,268.54	2,695,770.55	149,300.02	417,348.09	310,078.66	0.00	3,572,497.32
2016	1,077,509.17	1,441,899.28	2,519,408.45	134,150.02	376,354.12	274,989.33	0.00	3,304,901.92
2017	944,352.65	1,418,793.53	2,363,146.18	120,600.02	337,220.18	240,566.51	0.00	3,061,532.89
2018	838,536.78	1,396,505.70	2,235,042.48	107,150.02	303,893.93	211,064.77	0.00	2,857,151.20
2019	732,742.33	1,365,418.46	2,098,160.79	93,300.02	270,189.41	181,116.46	0.00	2,642,766.68
2020	631,151.52	1,344,302.61	1,975,454.13	79,200.02	239,036.93	156,094.88	0.00	2,449,785.96
2021	529,560.05	383,392.52	912,952.57	64,293.76	208,019.55	131,920.41	0.00	1,317,186.29
2022	435,895.02	332,230.00	768,125.02	48,343.76	178,970.57	110,899.63	0.00	1,106,338.98
2023	358,399.40	279,380.02	637,779.42	31,075.02	152,199.59	92,080.64	0.00	913,134.67
2024	291,718.15	227,907.52	519,625.67	24,100.02	125,768.96	75,440.64	0.00	744,935.29
2025	226,774.40	176,675.02	403,449.42	16,700.02	99,492.33	60,480.64	0.00	580,122.41
2026	164,296.89	126,787.52	291,084.41	9,075.02	75,505.29	47,041.90	0.00	422,706.62
2027	109,183.16	79,830.02	189,013.18	793.76	54,074.85	37,196.88	0.00	281,078.67
2028	61,046.27	37,345.00	98,391.27	600.00	35,215.45	29,906.26	0.00	164,112.98
2029	36,497.52	24,000.00	60,497.52	400.00	28,340.94	22,606.26	0.00	111,844.72
2030	20,735.02	12,450.00	33,185.02	200.00	21,492.71	17,056.26	0.00	71,933.99
2031	11,610.00	0.00	11,610.00	0.00	14,714.94	11,287.50	0.00	37,612.44
2032	5,850.00	0.00	5,850.00	0.00	9,082.04	5,687.50	0.00	20,619.54
2032	0.00	0.00	0.00	0.00	3,743.00	0.00	0.00	3,743.00
Totals	9,047,673.96	11,641,947.51	20,689,621.47	1,040,631.50	3,428,473.85	2,361,652.24	0.00	27,520,379.06

Capital Improvements Program Total Existing Debt Payments - P&I

Fiscal Yr	Total							Total
	City Depts	School	General Fund	Special Revenue	Water	Sewer	DBIDA	City Debt
2014	5,323,733.60	3,914,452.28	9,238,185.88	476,350.02	1,586,268.69	1,419,402.81	0.00	12,720,207.40
2015	4,900,294.47	3,838,168.78	8,738,463.25	474,300.02	1,530,160.52	1,356,244.36	0.00	12,099,168.15
2016	4,654,995.48	3,673,830.78	8,328,826.26	469,150.02	1,468,351.47	1,300,555.03	0.00	11,566,882.78
2017	3,943,897.47	3,447,861.78	7,391,759.25	470,600.02	1,316,728.22	1,181,582.21	0.00	10,360,669.70
2018	3,739,505.15	3,386,356.78	7,125,861.93	467,150.02	1,285,024.69	1,118,230.47	0.00	9,996,267.11
2019	3,448,949.65	3,186,511.78	6,635,461.43	458,300.02	1,151,638.22	916,932.16	0.00	9,162,331.83
2020	3,280,813.57	3,088,342.02	6,369,155.59	464,200.02	1,093,978.57	856,610.58	0.00	8,783,944.76
2021	2,908,893.01	1,666,392.52	4,575,285.53	464,293.76	985,553.32	721,336.11	0.00	6,746,468.72
2022	2,277,395.02	1,596,230.00	3,873,625.02	458,343.76	862,963.71	595,315.33	0.00	5,790,247.82
2023	1,874,799.40	1,478,480.02	3,353,279.42	196,075.02	807,478.43	464,580.64	0.00	4,821,413.51
2024	1,808,118.15	1,422,007.52	3,230,125.67	199,100.02	783,106.62	447,940.64	0.00	4,660,272.95
2025	1,629,474.40	1,326,475.02	2,955,949.42	196,700.02	701,591.10	352,980.64	0.00	4,207,221.18
2026	1,431,796.89	1,211,787.52	2,643,584.41	199,075.02	613,970.45	289,541.90	0.00	3,746,171.78
2027	1,206,683.16	1,049,830.02	2,256,513.18	5,793.76	533,373.94	219,696.88	0.00	3,015,377.76
2028	638,546.27	357,345.00	995,891.27	5,600.00	244,611.01	212,406.26	0.00	1,458,508.54
2029	608,997.52	344,000.00	952,997.52	5,400.00	236,770.64	205,106.26	0.00	1,400,274.42
2030	288,235.02	312,450.00	600,685.02	5,200.00	227,331.86	199,556.26	0.00	1,032,773.14
2031	191,610.00	0.00	191,610.00	0.00	190,227.78	186,287.50	0.00	568,125.28
2032	185,850.00	0.00	185,850.00	0.00	173,791.22	180,687.50	0.00	540,328.72
2032	0.00	0.00	0.00	0.00	141,353.39	0.00	0.00	141,353.39
Totals	44,342,588.23	35,300,521.82	79,643,110.05	5,015,631.50	15,934,273.85	12,224,993.54	0.00	112,818,008.94

Capital Improvements Program Existing Debt Balance to Maturity

End of FY	Total							Total
	City Depts	School	General Fund	Special Revenue	Water	Sewer	DBIDA	City Debt
2013	35,294,914.27	23,658,574.31	58,953,488.58	3,975,000.00	12,505,800.00	9,863,341.30	0.00	85,297,629.88
2014	31,328,494.29	21,257,883.80	52,586,378.09	3,660,000.00	11,397,342.28	8,790,075.60	0.00	76,433,795.97
2015	27,642,701.83	18,900,983.56	46,543,685.39	3,335,000.00	10,284,529.85	7,743,909.90	0.00	67,907,125.14
2016	24,065,215.52	16,669,052.06	40,734,267.58	3,000,000.00	9,192,532.50	6,718,344.20	0.00	59,645,144.28
2017	21,065,670.70	14,639,983.81	35,705,654.51	2,650,000.00	8,213,024.46	5,777,328.50	0.00	52,346,007.47
2018	18,164,702.33	12,650,132.73	30,814,835.06	2,290,000.00	7,231,893.70	4,870,162.80	0.00	45,206,891.56
2019	15,448,495.01	10,829,039.41	26,277,534.42	1,925,000.00	6,350,444.89	4,134,347.10	0.00	38,687,326.41
2020	12,798,832.96	9,085,000.00	21,883,832.96	1,540,000.00	5,495,503.25	3,433,831.40	0.00	32,353,167.61
2021	10,419,500.00	7,802,000.00	18,221,500.00	1,140,000.00	4,717,969.48	2,844,415.70	0.00	26,923,885.18
2022	8,578,000.00	6,538,000.00	15,116,000.00	730,000.00	4,033,976.34	2,360,000.00	0.00	22,239,976.34
2023	7,061,600.00	5,338,900.00	12,400,500.00	565,000.00	3,378,697.50	1,987,500.00	0.00	18,331,697.50
2024	5,545,200.00	4,144,800.00	9,690,000.00	390,000.00	2,721,359.84	1,615,000.00	0.00	14,416,359.84
2025	4,142,500.00	2,995,000.00	7,137,500.00	210,000.00	2,119,261.07	1,322,500.00	0.00	10,789,261.07
2026	2,875,000.00	1,910,000.00	4,785,000.00	20,000.00	1,580,795.91	1,080,000.00	0.00	7,465,795.91
2027	1,777,500.00	940,000.00	2,717,500.00	15,000.00	1,101,496.82	897,500.00	0.00	4,731,496.82
2028	1,200,000.00	620,000.00	1,820,000.00	10,000.00	892,101.26	715,000.00	0.00	3,437,101.26
2029	627,500.00	300,000.00	927,500.00	5,000.00	683,671.56	532,500.00	0.00	2,148,671.56
2030	360,000.00	0.00	360,000.00	0.00	477,832.41	350,000.00	0.00	1,187,832.41
2031	180,000.00	0.00	180,000.00	0.00	302,319.57	175,000.00	0.00	657,319.57
2031	0.00	0.00	0.00	0.00	137,610.39	0.00	0.00	137,610.39
2032	0.00	0.00	0.00	0.00	0.00	0.00	0.00	0.00

**Capital Improvements Program
State Aid to Existing Debt Retirement
Sewer Aid**

Fiscal Yr	Principal	Interest	Total
2014	15,356.00	6,240.00	21,596.00
2015	15,339.00	5,688.00	21,027.00
2016	15,305.00	5,078.00	20,383.00
2017	13,916.00	4,458.00	18,374.00
2018	13,916.00	3,910.00	17,826.00
2019	10,860.00	3,358.00	14,218.00
2020	10,687.00	2,916.00	13,603.00
2021	10,687.00	2,479.00	13,166.00
2022	9,732.00	2,036.00	11,768.00
2023	9,732.00	1,636.00	11,368.00
2024	9,732.00	1,231.00	10,963.00
2025	9,732.00	827.00	10,559.00
2026	9,732.00	416.00	10,148.00
2027	0.00	0.00	0.00
2028	0.00	0.00	0.00
2029	0.00	0.00	0.00
2030	0.00	0.00	0.00
Totals	<u>154,726.00</u>	<u>40,273.00</u>	<u>194,999.00</u>

School Building Aid

Fiscal Yr	Principal	Interest	Total
2014	708,749.94	0.00	708,749.94
2015	686,269.44	0.00	686,269.44
2016	674,818.81	0.00	674,818.81
2017	662,124.84	0.00	662,124.84
2018	635,424.75	0.00	635,424.75
2019	592,015.89	0.00	592,015.89
2020	539,989.72	0.00	539,989.72
2021	402,613.75	0.00	402,613.75
2022	402,013.75	0.00	402,013.75
2023	402,013.75	0.00	402,013.75
2024	365,035.88	0.00	365,035.88
2025	365,035.97	0.00	365,035.97
2026	344,469.04	0.00	344,469.04
2027	291,369.04	0.00	291,369.04
2028	212,925.00	0.00	212,925.00
2029	103,500.00	0.00	103,500.00
2030	103,500.00	0.00	103,500.00
Totals	<u>7,491,869.57</u>	<u>0.00</u>	<u>7,491,869.57</u>

Capital Improvements Program - FY2014-2019

ADOPTED

December 12, 2012

All Projects

BOLD = New Project
 UNDERLINED = Change in Schedule

PROJECT DESCRIPTION	Fiscal Year						Total	Finance Method
	2014	2015	2016	2017	2018	2019		
GENERAL GOVERNMENT								
Transfer to Capital Reserve - Infrastructure & Equip	575,000	575,000	575,000	575,000	575,000	575,000	3,450,000	OB
<u>Cemetery Improvements</u>	30,000			550,000			580,000	RF/DF
Chapel Restoration				200,000			200,000	OB
City Hall Elevator Atrium				50,000			50,000	RF
City Hall Tower Maintenance				150,000			150,000	OB
TOTAL GENERAL GOVT.	605,000	575,000	575,000	1,525,000	575,000	575,000	4,430,000	
POLICE								
Police Vehicle Replacement	126,000	126,000	126,000	126,000	126,000	126,000	756,000	RF
New Police Facility - Design & Construction	9,900,000						9,900,000	DF
TOTAL POLICE	10,026,000	126,000	126,000	126,000	126,000	126,000	10,656,000	
FIRE & RESCUE								
Fire Quint/Pumper Replacement	500,000					450,000	950,000	RF
Self Contained Breathing Apparatus Replacement		259,584					259,584	RF
Bunker Gear Replacement		135,200					135,200	RF
Cardiac Monitor & Defibrillators Replacement			110,000				110,000	RF
Replacement of South End Station Paving			46,232				46,232	RF
Staff Vehicle Replacement			47,500				47,500	RF
Ambulance Replacement				176,603			176,603	RF
Central & South End Station Roof Replacements				60,000			60,000	RF
Command Vehicle Replacement				50,000			50,000	RF
Central Station Improvements					80,000		80,000	RF
North End Station Traffic Light Improvements						85,000	85,000	RF
TOTAL FIRE & RESCUE	500,000	394,784	203,732	286,603	80,000	535,000	2,000,119	
COMMUNITY SERVICES - PUBLIC WORKS								
PW Heavy Equipment	200,000	200,000	200,000	200,000	200,000	200,000	1,200,000	RF
General Streets Improvements	1,000,000	1,800,000	1,800,000	1,800,000	1,800,000	1,800,000	10,000,000	OB
General Sidewalk Improvements	100,000	100,000	100,000	100,000	100,000	100,000	600,000	OB
Bridge Improvements	100,000	100,000	100,000	100,000	100,000	100,000	600,000	OB
Drainage System Improvements	150,000	150,000	150,000	150,000	150,000	150,000	900,000	OB
TIP - Traffic Signal Upgrades	75,000	75,000	75,000	75,000	75,000	75,000	450,000	RF
Downtown Traffic Efficiency Improvements	50,000	75,000	75,000		750,000		950,000	DF
Central Ave Corridor Signalization Upgrade	187,000						187,000	OB
Old Colony Road Drainage	75,000						75,000	OB
Mast Rd/Spruce Ln - Sidewalk	300,000	350,000					650,000	DF
Street Reconstruction - Lisa Beth Drive & Circle	675,000						675,000	DF
Street Reconstruction - Tolend Road	2,500,000						2,500,000	DF
Street Reconstruction - Union Street	30,000		225,000				255,000	DF
Traffic Calming Devices - Belknap, Cushing, Atkinson	75,000						75,000	OB
Street Reconstruction - Atlantic Avenue		1,500,000					1,500,000	DF
Street Reconstruction - Silver Street		3,000,000					3,000,000	DF
Bridge Replacement - Route 108			200,000				200,000	OB
Street Reconstruction - Bellamy Road			50,000		200,000		250,000	DF
Street Reconstruction - Broadway RR Culvert			2,000,000				2,000,000	DF
Street Reconstruction - Floral Avenue & Brick Street			50,000		200,000		250,000	DF
Street Reconstruction - Nelson Street			412,000				412,000	DF
<u>Street Reconstruction - Tanglewood Drive</u>			50,000		335,000		385,000	DF
Street Reconstruction - Roberts Road			65,000			500,000	565,000	DF
TIP - Replace Oak Street Railroad Bridge			350,960	2,433,305			2,784,265	RF/GR
<u>Bridge Replacement - County Farm</u>				250,000			250,000	DF
EMS Computer Software Upgrade				25,000			25,000	OB
Street Extension - Washington Street				150,000		900,000	1,050,000	DF
Street Reconstruction - Piscataqua/Rabbit Road				250,000			250,000	DF
<u>Street Reconstruction - Oak/Ham/Ela Area</u>				500,000			500,000	DF
<u>Street Reconstruction - Richardson Drive</u>				500,000			500,000	DF
TIP - Central Ave Corridor Long Hill Old Rochester Signalization					115,000		115,000	RF
Sidewalk - Upper Whittier Street					75,000		75,000	DF
Tuttle Square Traffic Improvements					175,000		175,000	DF
Street Reconstruction - Elm St, Summer, Hamilton, and Belknap						200,000	200,000	DF
<u>Street Reconstruction - Keating/Birchwood</u>						100,000	100,000	DF
<u>Street Reconstruction - Watson Road</u>						1,000,000	1,000,000	DF
TOTAL COMM SERV - PW	5,517,000	7,350,000	5,902,960	6,533,305	4,275,000	5,125,000	34,703,265	
CULTURE & RECREATION								
Transfer to Capital Reserve - Park/Playground Imprv.	112,500	112,500	112,500	112,500	112,500	112,500	675,000	OB
<u>Indoor Pool Roof Replacement</u>	110,000						110,000	RF
<u>Park Infrastructure Replace/Maintenance</u>		100,000				100,000	200,000	RF
Park Improvements - Guppy Park Field		50,000					50,000	OB

Capital Improvements Program - FY2014-2019

ADOPTED

December 12, 2012

All Projects

BOLD = New Project
 UNDERLINED = Change in Schedule

PROJECT DESCRIPTION	Fiscal Year						Total	Finance Method
	2014	2015	2016	2017	2018	2019		
<u>Park Improvements - Amanda Howard</u>			130,000				130,000	RF
<u>Park Improvements - Maglaras Park</u>			300,000	200,000	300,000		800,000	DF
Arena Locker Room & Foster Rink Improvements				250,000			250,000	DF
Indoor Pool Lighting				150,000			150,000	RF
Dunaway Field Turf Replacement (split City/School)					500,000		500,000	DF
Henry Law Park Riverwalk Improvements					112,500		112,500	RF
TOTAL CULTURE & RECREATION	222,500	262,500	542,500	712,500	1,025,000	212,500	2,977,500	
PUBLIC LIBRARY								
Library Books and Collections	128,745	131,707	134,758	137,901	141,138	144,472	818,721	OB
Library Automation System (split City/School)	40,000						40,000	OB
Air Conditioning System				118,500			118,500	OB
TOTAL PUBLIC LIBRARY	168,745	131,707	134,758	256,401	141,138	144,472	977,221	
TOTAL CITY DEPARTMENTS	17,039,245	8,839,991	7,484,950	9,439,809	6,222,138	6,717,972	55,744,105	
EDUCATION								
Facilities/School Maintenance and Repairs	50,000	50,000	50,000	50,000	50,000	50,000	300,000	OB
Library Automation System (split City/School)	16,000						16,000	OB
<u>High School & Dunaway Field Improvements</u>		571,500	4,000,000	9,000,000	9,400,000		22,971,500	DF
<u>Regional Career Tech Improvements</u>		328,500	8,000,000	4,000,000			12,328,500	DF
TOTAL EDUCATION	66,000	950,000	12,050,000	13,050,000	9,450,000	50,000	35,616,000	
TOTAL GENERAL FUND	17,105,245	9,789,991	19,534,950	22,489,809	15,672,138	6,767,972	91,360,105	
SPECIAL REVENUE FUNDS								
Downtown Parking System Improvements	100,000	11,700,000					11,800,000	DF
Parking Deck - School St.	300,000	100,000		2,000,000			2,400,000	DF
TOTAL SPECIAL REVENUE FUNDS	400,000	11,800,000	0	2,000,000	0	0	14,200,000	
COMMUNITY SERVICES - WATER FUND								
Smith Well Replacement	135,000						135,000	RF
Transfer to Capital Reserve	500,000	500,000	500,000	500,000	500,000	500,000	3,000,000	OB
Water Meter Replacement	75,000	85,000	95,000	100,000	100,000	100,000	555,000	OB
Water Treatment Plant & Well Equipment	75,000	75,000	75,000	75,000	75,000	75,000	450,000	OB
Water Exploration	100,000	100,000	100,000	100,000	100,000	100,000	600,000	RF
Wellhead Protection	100,000	100,000	100,000	100,000	100,000	100,000	600,000	RF
Water Main - Willand Pond	300,000		1,200,000				1,500,000	DF
Water Main Replacement - Lisa Beth Drive	50,000						50,000	RF
Water Main Replacement - Silver Street		850,000					850,000	DF
Water System Facilities Upgrade		1,500,000	1,500,000				3,000,000	DF
Water Main Replacement - Nelson Street			200,000				200,000	RF
Water Main Replacement - Union Street			150,000				150,000	RF
Water Main Replacement - Main St/Washington St				100,000		1,000,000	1,100,000	DF
Water Main Replacement - Oak/Ham/Ela Area				125,000			125,000	DF
Water Main Replacement - Richardson Drive				40,000			40,000	RF
Water Main Replacement - Keating/Birchwood						50,000	50,000	RF
Water Main Replacement - Spur Road						100,000	100,000	DF
Water Main Replacement - Tanglewood Drive					50,000		50,000	RF
TOTAL WATER FUND	1,335,000	3,210,000	3,920,000	1,140,000	925,000	2,025,000	12,555,000	
COMMUNITY SERVICES - SEWER FUND								
Transfer to Capital Reserve	460,000	480,000	500,000	500,000	500,000	500,000	2,940,000	OB
Pump Station Equipment Replace-Maint.	75,000	75,000	75,000	75,000	75,000	75,000	450,000	OB
Inflow/Infiltration Study/Mitigation	300,000	300,000	300,000	300,000	300,000	300,000	1,800,000	RF
Leighton Way Pump Station Replacement	30,000		325,000				355,000	DF
Sewer Main - Henry Law Avenue	200,000						200,000	RF
WWTP - Facility Upgrade	3,000,000	3,000,000	3,000,000				9,000,000	DF
Force Main Charles St. Pump Station		75,000					75,000	RF
Sewer Replacements		500,000					500,000	RF
Sewer Main - Nelson Street		150,000					150,000	RF
<u>Sewer Main - Oak/Ham/Ela Area</u>		75,000		750,000			825,000	DF
Pump Station Upgrade - Varney Brook			100,000				100,000	RF
Sewer Main Replacement - Floral Avenue/High Ridge			75,000				75,000	RF
Piscataqua Pump Station Upgrade						150,000	150,000	DF
Sewer Main Replacement - Keating/Birchwood						50,000	50,000	RF
TOTAL SEWER FUND	4,065,000	4,655,000	4,375,000	1,625,000	875,000	1,075,000	16,670,000	
TOTAL OTHER FUNDS	5,400,000	7,865,000	8,295,000	2,765,000	1,800,000	3,100,000	29,225,000	
TOTAL ALL PROJECTS	22,905,245	29,454,991	27,829,950	27,254,809	17,472,138	9,867,972	134,785,105	

APPENDIX A

TAB 19

APPENDIX A

TAB 19

City of Dover
City Council Adopted
City Financial Policies

Stabilization Funds:

1. The City shall maintain adequate fund reserves to protect itself against emergencies and economic downturns.
 - a. General Fund – The City shall achieve and maintain a minimum unassigned fund balance of 8% of the General Fund’s annual budget, including City, School and County appropriations. The City Council may appropriate the General Fund unassigned fund balance for emergency purposes per City Charter Section C3-9 A or otherwise unanticipated expenses at year end, as deemed necessary, even if such use decreases the General Fund fund balance below the designated percentage. For purposes of this section the following shall apply:
 - i. Emergency purpose does not include the offsetting of property taxes.
 - ii. Unassigned fund balance will be defined by generally accepted accounting principles.
 - iii. The General Fund unassigned fund balance target level shall be achieved by annually budgeting a fund balance contribution over a six year period apportioned between both the City and School portions of the General Fund annual budget. These amounts shall be removed if the targeted level is achieved earlier.
 - b. Special Revenue Funds – Non Grant – The City shall achieve and maintain minimum unassigned fund balances of 5% of the total appropriations of each such fund budgeted.
 - c. Enterprise Funds – The City shall maintain net current assets (excluding unspent cash from bond proceeds) of 15% of the total appropriations of each such fund in a given fiscal year.
 - d. Internal Service Funds (in general) – The City shall maintain net current assets of 100% of inventory levels.
 - i. Workers Compensation Fund – The City shall maintain 100% funding for an actuarially determined claims liability based on a 65% confidence level.
2. The City shall establish a dedicated fund and maintain sufficient annual contributions to offset the liability associated with other post-employment benefit (OPEB) obligations.
 - a. OPEB Fund – The City shall achieve and maintain an annual contribution from the respective budgetary funds based upon the actuarially calculated Annual Required Contribution (ARC) for its OPEB obligation.
 - i. The OPEB annual contribution target level shall be achieved by annually budgeting in each of the respective budgetary funds, at a minimum, the current year OPEB related expense plus an additional amount equivalent to 5% of the ARC amount and increasing in increments of 5% each year. The increasing

City of Dover
City Council Adopted
City Financial Policies

increments will be stopped once the accumulated net OPEB related liability is decreased.

3. The City shall establish and maintain sufficient annual contributions into capital reserves for infrastructure and equipment needs associated with the City's major operating funds as identified and planned for in the annually adopted Six-Year Capital Improvements Plan (General, Water, and Sewer).
 - a. The General Fund Capital Reserve shall be funded at a minimum amount based on achieving a discounted ten year goal of \$5,000,000.
 - b. The Water Capital Reserve shall be funded at a minimum amount based on achieving a discounted ten year goal of \$5,000,000.
 - c. The Sewer Capital Reserve shall be funded at a minimum amount based on achieving a discounted ten year goal of \$5,000,000.
4. The City shall establish and maintain regular contributions into an employee benefit stabilization fund to be used to offset fluctuations in actual benefit related expenses from year to year.
 - a. The amount to be budgeted each year for health insurance premiums will be set based upon the average change in the cost of health insurance premiums over the prior 10 years.
 - b. When the actual premium costs paid are less than the amount budgeted, the savings will be contributed into a health insurance stabilization fund.
 - c. When the actual premium costs are more than the amount budgeted, funds will be withdrawn provided no more than 25% of the fund balance is depleted.
5. The City shall utilize year-end surplus funds to build and maintain stabilization funds at minimum levels giving priority for allocations to be made in the following order: unassigned fund balances, OPEB obligations, capital reserves and then benefit expenses.
6. Upon achieving minimum levels established for each stabilization related fund, should amounts fall below the minimum thresholds in subsequent years, the City shall include allocations in the following annual budgets to return to the minimum amounts specified.

Fees and Charges:

7. The various boards and commissions that advise the City Council and City Manager shall review all fees that support such functions annually and report recommended changes to the City Council and City Manager prior to the preparation of the annual budget.

City of Dover
City Council Adopted
City Financial Policies

8. It shall be the intent for the City to establish fees and charges to cover costs associated with providing certain services or programs that individually benefit a person, family or other specific segment of the community at a given time as opposed to utilizing funds derived from general tax dollars for services and programs intended to generally benefit the whole population of the community all of the time.
 - a. In establishing non-resident fees and charges, the City shall strive to cover all direct and indirect costs including debt service and inter-fund transfers associated with the service or program.
 - b. In establishing resident fees and charges, the City shall strive to cover, at a minimum, direct costs associated with the service or program.
9. The City shall continue to maintain all enterprise funds on a self-sustaining user fee basis, with no support from property tax revenues. Fees shall be set annually to support the adopted budget.
 - a. Water and Sewer fees shall be calculated by dividing the amount of money to be raised by the billable volume, in one hundred cubic feet units, expected for the year.
10. The City shall prepare and adopt a Fee Schedule in conjunction with the annual adoption of the budget that will itemize and provide the justification for all fees and charges to be levied in the coming fiscal year.

Debt Issuance and Management:

11. The City Council shall annually, by resolution, adopt a six year Capital Improvements Planning (CIP) document.
 - a. The CIP document shall contain a listing of all planned capital improvement program projects, identifying the source of financing and delineating the estimated impact to annual operations and maintenance.
 - b. The City Council shall typically appropriate the funding for multi-year projects at the same time it funds the first year portion of the project.
 - c. The first year of the adopted CIP shall provide the basis for the City Manager to develop the proposed capital outlay and debt service portions of the subsequent fiscal year budget.
12. The City shall maintain formal criteria for inclusion of a project in the CIP:
 - a. In order to be included within the CIP, a project needs to have an estimated annual aggregate cost of \$25,000 or more and have a useful life of three years or greater.
 - b. Projects must satisfy at least one of the following:
 - i. Protect the health and safety of employees and/or the community at large.

City of Dover
City Council Adopted
City Financial Policies

- ii. Significantly improve the efficiency of existing services.
- iii. Preserve a previous capital investment made by the City.
- iv. Significantly reduce future operating costs or increase future operating revenues.

13. The City shall finance qualifying CIP projects using established criteria:

- a. Debt Financed – Purchases financed by the issuance of bonds or capital leases. Purchase of assets of \$250,000 or more, nonrecurring within a five year period, and with a useful life of five years or more are recommended for debt financing. This shall include design costs for projects even when the costs occur in an earlier year.
- b. Capital Reserve Financed – Purchases financed by savings from annual appropriations over a period of time for assets over \$25,000 recurring or not. Capital reserves can be established for a specific item or a type of item.
- c. Grant Financed – Purchase of assets over \$25,000 partially or wholly funded by grants from the State or Federal government.
- d. Existing Funds Financed – After the CIP projects are submitted and compiled, any items that can be financed with existing funds shall be identified. Existing funds could be any funds available from savings from another project or other source of funds.
 - i. If bonded funds are to be used, the item has to meet the useful life criteria for the remaining years of amortization of the bond funds used.
- e. Operating Budget Financed – Purchase of assets of less than \$250,000 or recurring in nature, are recommended to be financed through the annual operating budget for the fund involved. Annual programs, whether over \$250,000 or not, are suited for operating budget financing due to the ongoing nature of the program.

14. In utilizing debt financing for CIP related projects, the useful life span of the capital project or item shall equal or exceed the years for amortization of the bond.

15. In consultation with the City’s designated financial advisor, the City shall regularly analyze and pursue bond refunding in instances where significant savings or other substantial benefits will be realized.

Debt Level and Capacity:

16. The City shall size the issuance of the local share of new debt so as not to exceed certain parameters in any given fiscal year:

- a. The City portion shall not exceed 65% of the State of NH legal limit.
 - i. The debt related to Tolend Landfill Closure is to be excluded in calculating the City portion for purposes of this section.

City of Dover
City Council Adopted
City Financial Policies

- b. The School portion shall not exceed 28% of the State of NH legal limit.
 - c. The Water portion shall not exceed 5% of the State of NH legal limit.

 - d. The Sewer portion shall not exceed 1.5% of the City's equalized assessed value for debt limits.
17. The City's net annual debt service (payment of principal and interest less reimbursements) shall not exceed certain parameters in any given fiscal year:
- a. General Fund debt service for a fiscal year shall not exceed 10% of the total appropriations of the General Fund.
 - i. The debt service related to Tolend Landfill Closure is to be excluded in calculating the City portion for purposes of this section.
 - b. Enterprise and Special Revenue Fund debt service for a fiscal year shall not exceed 40% of the total appropriations for the fund involved.
18. The City shall maintain a pay down of net debt (debt principal less reimbursements to be received) for each fund whereby 75% or more is retired within the next ten years.
19. To reduce reliance on an increased utilization of debt for capital related maintenance needs in future years, the City shall achieve and maintain a minimum level of capital outlay in each of the major operating funds as part of the annual budget adoption for sustaining the community's existing and future infrastructure and equipment:
- a. The target level of operating capital outlay to be included as part of the General Fund annual budget shall be increased annually to achieve at least 7.5% of total General Fund appropriations.
 - b. The target level of operating capital outlay to be included as part of the Water Fund annual budget shall be increased annually to achieve at least 13% of total Water Fund appropriations.
 - c. The target level of operating capital outlay to be included as part of the Sewer Fund annual budget shall be increased annually to achieve at least 11% of total Sewer Fund appropriations.

Use of One-Time Revenues:

20. The City shall use one-time revenues for the limited purpose for which they were intended or, in the absence of a specified purpose, for a non-recurring capital expenditure or as a contribution towards building established stabilization funds. One-time revenues shall not be used to fund existing operations.

City of Dover
City Council Adopted
City Financial Policies

- a. One-time revenues are those which are not expected to recur beyond a limited period or remain sustainable for a continued future use. These may include proceeds from sale of a specific asset, grant funds, etc.

21. Grant funds with continuing obligations beyond the grant period shall be reviewed and approved by vote of the City Council prior to acceptance of award.

Use of Unpredictable Revenues:

22. To improve the timing of cash collections required for disbursements made throughout the fiscal year and minimize the possibility of incurring additional expenses associated with short term borrowing for operational needs, the City shall revise Property Tax due dates in accordance with provisions established by NH law.

23. The City shall anticipate and take into consideration unpredictable revenues in conjunction with reviewing and adopting the annual budget.

- a. Unpredictable revenues include types that originate from sources not under the City's own control or influence such as intergovernmental revenues shared at the discretion of other levels of government.

24. The City shall rely upon conservative and reasonable revenue estimates in establishing annual budgets. The City Manager, in consultation with the Finance Director, is responsible for assembling and submitting revenue estimates supporting the annual budget that are current and based upon objective and reasonable analysis.

Balancing the Operating Budget:

25. In preparing and adopting the annual budget, the City shall achieve a balanced budget whereby estimated revenues equal or exceed budgeted expenses (including debt service and transfers).

26. Preliminary budget estimates reflecting the adopted Financial Policies for the following fiscal year for both the City and School portions shall be submitted to the City Council by the City Manager prior to January 31st. The City Council shall review and approve a preliminary budget resolution by its next regularly scheduled meeting to give budgetary guidance to the City Manager and the School Department for development of the budget for the next fiscal year.

City of Dover
City Council Adopted
City Financial Policies

27. Throughout the course of a fiscal year, actual budget results will be monitored and reported on a regular basis. Adjustments to estimated revenues and budgeted expenditures may be made at any time during the course of the fiscal year to ensure the budget remains balanced. If necessary, transfers and/or overall budget amendments will typically be made immediately prior to year end closing.

Revenue Diversification:

28. The City shall strive to achieve a diversified and stable revenue system as a protection from short run fluctuations.
- a. The City shall maintain support for economic development initiatives which diversify the local property tax base, retain and expand existing businesses and create additional job opportunities.
29. The City shall periodically review and maintain impact fees to offset the local impact of private development.
- a. Impact fees will be accumulated and utilized for their intended purpose in accordance with State of NH law and whenever a significant portion of a project cost previously identified in the CIP can be covered.

Contingency Planning:

30. The City shall routinely budget funds annually for unanticipated expenses and minor emergency situations as a contingency line item in each of the major operating funds.
31. In the instance of a catastrophic or otherwise significant unanticipated financial need impacting the community, the City shall utilize the emergency powers afforded by provisions of State of NH law and City Charter to address the matter in a fiscally responsible and timely manner. Use of existing discretionary budgeted funds, the curtailment of discretionary expenditures, and access to accumulated stabilization funds, along with pursuing reimbursements where available, will be utilized to meet the City's contractual and other obligatory financial commitments along with addressing the need that has arisen.
32. Deviations from adopted financial policies are to be anticipated to accommodate various situations that may arise from time to time. In particular, deviations may specifically occur where there is an offsetting condition or benefit to the City. In such cases where adherence to a specific financial policy may not be possible or otherwise is not achieved, the nature of the deviation and the rationale shall be noted as part of the decision making process.

Accounting Structure and Basis

The governmental environment differs from that of business enterprises, however, the underlying accounting discipline shares many characteristics with commercial accounting. The principles for financial accounting and reporting for state and local governments are delineated by the Governmental Accounting Standards Board (GASB). The accounting of sources and uses of financial resources is accomplished with the use of various types of funds. Each fund is a self balancing accounting entity reporting the assets, liabilities, net assets and performance of the fund. The types and sub types of funds and their purposes are presented below.

Fund Structure:

Governmental Funds - Uses the modified accrual basis of accounting and budgeting.

General Fund - To account for basic governmental services supported mainly by property taxes. For example; Police and Fire & Rescue. Accounts for all sources and uses of funds not required to be accounted for in another fund. Basis of budgeting same as accounting except for property tax revenue, budget reflects the full levy for the current year only and is not adjusted for deferral.

Special Revenue - To account for the proceeds of specific revenues that are legally restricted to expenditure for specific purposes. An example would be a Federal Grant, other than for a capital project. For example, this includes the Community Development Block Grant, School Cafeteria, School Categorical Aid grants, the Residential Solid Waste Fund and the Parking Activity Fund.

Capital Projects - To account for acquisition or construction of major capital facilities. For example, this includes the General Fund Projects of each year's Capital Improvement Program. Also includes the Tolend Road Landfill Closure Fund. This excludes capital projects pertaining to Proprietary Funds which are accounted for within those funds.

Proprietary Funds - Uses the accrual basis of accounting and budgeting, except that budgeted capital outlay items are treated as assets for accounting purposes and not reflected as expenditures.

Enterprise Funds - To account for operations financed (primarily by user fees) and operated in a manner similar to private business. This includes the Water, Sewer, Arena and Dover Industrial Development Authority funds.

Internal Service - To account for services provided to various departments of the City on a cost reimbursement basis. This includes the Workers Compensation Funds, Garage Fund, Central Stores and the 457 Deferred Compensation Fund.

Fiduciary Funds - Uses the accrual basis of accounting, except for Expendable Trusts which use modified accrual basis. These funds are not generally budgeted as they are restricted to specific uses.

Trust Funds - To account for moneys held by the City Trustees to meet the intended purpose of the trust instrument. Types include Expendable and Non-Expendable. Expendable trusts can spend the principal for the intent of the trust, such as the Motor Vehicle Waste Reclamation Fund. Non-Expendable can spend only accumulated income. These make up the majority of Trust Funds and include the Cemetery Perpetual Care and Maintenance Funds.

Agency Funds - To account for moneys held by the City acting as agent to individuals, private organizations, or other governmental units. An example is Performance Bonds held for specific purposes or the Cocheco Riverwalk Fund.

An important concept to remember is that only the minimum number of funds should be established to be consistent with legal and operating requirements of the City. Excess number of funds can result in inflexibility, undue complexity, and inefficient financial administration. For efficient cash administration the City operates with a centralized cash account, reflected within the General Fund, for all funds except trust.

Accounting Structure and Basis

Basis of Accounting and Budgeting of Funds:

Modified Accrual - Revenues are recognized when measurable and available (cash received during fiscal year or within 60 days of year end).

Expenditures are recognized in the period when the liability is incurred, if measurable regardless of when cash is disbursed. An exception is made for unmatured interest on general long term debt which is recognized when due.

Accrual - Revenues are recognized when earned and become measurable regardless of when cash is received.

Expenses are recognized in the period when the liability is incurred, if measurable, regardless of when cash is disbursed.

Budgetary Accounts:

A budgetary account for revenues and expenditures is identified using six sets of numbers. The first series of numbers relates to the fund, the second the function. A function represents a cost center within a fund. Function usually denotes a division of a department. These numbers are found in the upper left hand corner of the detail pages within a department's section of the budget. The third set relates to the object of the transaction. The next 2 series of numbers relate to Project & Fiscal Year, used mainly with grants and Capital Projects. The final set relates to the Department. The budget is primarily organized by department, then function. Functions are categorized according to the following major categories:

41000 General Government - Functions which support general operations to both the public and other departments of the city, including the legislative body. For example, the Planning Department.

42000 Public Safety - Functions which provide protection of the citizenry and its property. For example, the Police Department and Fire and Rescue.

43000 Public Works - Functions which provide the construction and maintenance of the infrastructure of the city, such as buildings, roads, drains and utilities. For example, Community Services Department's Streets and Drains Division.

44000 Human Services - Functions which provide social services to the economically disadvantaged. For example, the Human Services' Welfare Division.

45000 Culture and Recreation - Functions which provide cultural, including informational services, and recreational activities for the citizens. For example, the Public Library and the Community Services Department's Indoor Pool Division.

47000 Debt Service - Functions which accounts for the payment of principal and interest on both long and short term debt, such as bonds or Tax Anticipation Notes. Found in the General Fund only under the Other Charges tab.

49000 Transfers - Functions which accounts for the transfer of funds from the General Fund to other funds of the city.

48000 Intergovernmental - Functions which accounts for payments to other governmental unit, such as the County Tax apportionment.

46900 Education - Functions which provide educational services to all ages of citizens, mainly grades one through twelve.

Accounting Structure and Basis

The third series of numbers relates to a revenue or expenditure object. A series of standard revenue and expenditure objects is used for all budgeted funds. Revenue are categorized by source of the funds. Expenditures are categorized by the primary object of expenditure. The following explains the major budget categories for both revenue and expenditures accounts:

Revenue - 3000 Account Series

- 3100 Taxes** - Revenue derived from the levying of taxes, such as 3110 Property Taxes. Also includes Tax Interest and Penalties 3190.
- 3200 Licenses & Permits** - Revenue from fees collected for issuance of licenses or permits to individuals and businesses. For example, Motor Vehicle Permits, 3220.
- 3300 Intergovernmental** - Revenue from other governments, such as the state. For example, the Shared Revenue Block Grant received from the State, 3351.
- 3400 Charges for Services** - Revenue from user fees for services rendered. For example Ambulance Services, 3425.
- 3500 - 3600 Misc. Revenue** – Revenue derived from various sources mainly relating to the use of property and money. For example from penalties assessed or late charges, revenue derived from use or sale of city assets and Investment Income 3610.
- 3700 Education** - Revenue received from the School Department. For example, tuition from other communities and State aid to education.
- 3910 - 3920 Operating Transfers In** – Revenue received from other funds of the City. For example, Transfer from Trust Fund 3918.
- 3930 - 3999 Other Financing Sources** - Revenue not otherwise categorized. For example, Budgetary Use of Fund Balance 3999.

Expenditures - 4000 Account Series

- 4100 & 4200 Personal Services** - Expenditures related to salaries, wages and fringe benefits for regular and temporary full time, part time and seasonal employees. For example, 4130 Overtime.
- 4300 - 4500 Purchased Services** - Expenditures for goods and services obtained from vendors for operations. For example, 4334 Legal Fees.
- 4600 Supplies** - Expenditures for supplies and materials needed for operations. For example, 4610 Office Supplies.
- 4700 Capital Outlay** - Expenditures for the acquisition of assets with a useful life of three years or more and a cost of \$10,000 or more. For example, 4741 Machinery & Equipment.
- 4800 Other** - Expenditure for goods and service not previously classified. For example, 4810 Membership Dues.
- 4910 Operating Transfers Out** - Amounts transferred to other funds that are not considered operational expenditures of departments.
- 4920 Debt Service** – The payment of principal & interest due on outstanding debt.
- 4950 Education** – Expenditures related to school operations.
- 4990 Intergovernmental** – County Tax.

Accounting and Budgetary Definitions

ACCRUAL BASIS. Accounting basis which records the effect of transactions and other events in the period in which they occur, rather than the period the cash is received or paid or other asset transfer occurs.

ABATEMENT. A cancellation of all or part of a levy or service charge. A property tax abatement is usually a result of a decrease in the assessed value of a property. Abatements also apply to Water and Sewer billings.

ANNUAL BUDGET. A budget that applies to a single fiscal year. Dover's fiscal year runs from July 1 of one year until June 30 of the following year.

APPROPRIATION. A legal authorization granted by the City Council to incur expenditures and obligations for a specific period.

ASSESSED VALUATION. A valuation upon real estate as a basis for levying taxes.

ASSET. Anything having a commercial or exchange value.

BASIS OF ACCOUNTING. A term used to refer to *when* revenues, expenditures, expenses and transfers and their related assets and liabilities are recognized and reported within the financial statements. Also refer to Accrual and Modified Accrual. See the Accounting Structure and Basis section for more information.

CAPITAL IMPROVEMENTS PROGRAM. Also referred to as CIP. A separate budgetary process that occurs to appropriate funds for projects that are capital in nature and generally financed by long term debt. The CIP budget process precedes the annual budget process.

CAPITAL ASSETS. Long-lived tangible assets obtained or controlled as a result of a past capital outlay or other event such as donation. Includes: land, buildings, improvements to buildings and equipment.

CAPITAL OUTLAY. Expenditures resulting in the addition or acquisition of assets to the City, generally in excess of \$10,000 with a service life of greater than three years.

CONSTANT DOLLARS. Dollars adjusted for inflation using a specified year as the base year in order to ascertain actual purchasing power over a period of time.

DEBT. An obligation of the city resulting from borrowing money. These can be short term in nature (1-3 years) in the form of notes (Tax Anticipation Notes) or long term (5-20 years) in the form of bonds or capital leases. Can also refer to unpaid purchases of goods and services.

DEBT LIMIT. The maximum amount of debt legally permitted. Also see Capital Improvements and Debt section.

DEBT SERVICE. The payment of principal and accrued interest due on outstanding debt.

DEFERRED REVENUE. Amounts for which asset recognition has been met, but for which revenue recognition have not been met. For example, under the modified accrual basis of accounting, amounts that are measurable, but not available (not collected within 60 days after fiscal year end).

DEFICIT. Relating to financial position (1) the excess of liabilities of a fund over its assets. Relating to operations (2) the excess of actual expenditures over actual revenue during a fiscal year.

DEFICIT SPENDING. Excess of expenditures over revenue. The net loss lowers fund balance. Continued deficit spending can place the fund's net assets into a negative position requiring additional borrowing. Also see Use of Fund Balance.

Accounting and Budgetary Definitions

DEPRECIATION. The apportionment of the cost of a capital asset expensed over the number of years of its estimated service life. Budgeted funds that show depreciation are Enterprise Funds, i.e. Water, Sewer and Arena Funds.

ENCUMBRANCES. Commitments related to unperformed contracts for goods or services. Used in budgetary control, they represent the estimated amount of expenditures ultimately to result if unperformed contracts are completed.

ENTERPRISE FUNDS. A fund established to account for the operations financed and operated in a manner similar to private business, primarily supported by user fees. Includes Water, Sewer, Arena and the Dover Industrial Development Authority. Also included in the Enterprise Fund Totals are the Internal Service Funds. Internal Service Funds are similar in nature to enterprise funds, with the City as the main customer.

ESTIMATED REVENUES. The budgetary estimates of revenue to be received from various sources.

EXPENDITURES. The measurement of net decreases in financial resources within governmental funds. This includes current operating expenses, debt service and capital outlays.

EXPENSES. The measurement of outflows or other decreases in assets or incurrences of liabilities (or a combination of both) from delivering or producing goods, rendering services or carrying out other activities that constitute the ongoing central operation.

FISCAL YEAR. A 12 month period to which the annual operating budget applies and at the end of which the city determines its financial position and the results of operations.

FIDUCIARY FUND TYPES. To account for assets held by the government unit in a trustee capacity or as an agent for individuals, private organizations, other government units and /or other funds.

FUND. A fiscal and accounting entity with a self balancing set of accounts for recording results of operation and reflecting related assets and liabilities.

FUND BALANCE. The accumulated equity balance in a governmental fund resulting from operations over the years. This is the difference between fund assets and fund liabilities (also see Net Assets).

GENERAL FUND. A fund used to account for basic governmental services supported generally by taxes. Accounts for all financial resources not required to be accounted for in another fund.

GENERALLY ACCEPTED ACCOUNTING PRINCIPLES (GAAP). Uniform minimum standards and guidelines for financial accounting and reporting. The primary authoritative body on the application of GAAP to state and local governments is the Governmental Accounting Standards Board (GASB).

GOVERNMENTAL FUND TYPES. Funds used to account for the acquisition, use and balance of expendable financial resources and the related current liabilities, except those accounted for in proprietary or fiduciary funds.

INTERNAL SERVICE FUND. A fund used to account for the financing of goods or services provided by one department to other departments on a cost reimbursement basis. See Other Charges Section for information relating to the city's Internal Service Funds.

INVESTED IN CAPITAL ASSETS. A component of net assets that consists of capital assets, net of accumulated depreciation and reduced by any outstanding debt that is attributed to the assets.

LIABILITIES. Claims arising from present obligations to transfer assets or provide services in the future resulting from past transactions or events.

Accounting and Budgetary Definitions

MEASUREMENT FOCUS. The accounting convention that determines (1) which assets and liabilities are included on a government's balance sheet and where they are reported there, and (2) whether an operating statement presents information on the flow of financial resources (revenues and expenditures) or information on the flow of economic resources (revenues and expenses).

MODIFIED ACCRUAL BASIS. Accounting basis under which revenues are recognized when they become measurable and available. Expenditures are recognized when the fund liability is incurred, except for long term debt interest, which is recognized when due.

NET ASSETS. Total assets less total liabilities, i.e., the equity or net worth of a fund. Components include Invested in Capital Assets, Restricted and Unrestricted Net Assets.

NET INCOME. Proprietary fund excess of operating revenues, nonoperating revenues and operating transfers in over operating expenses, nonoperating expenses and operating transfers out.

NOMINAL DOLLARS. Dollars unadjusted for inflation. (Also see Constant Dollars.)

PRESENT VALUE. The discounted value of a future amount of cash, assuming a given interest rate.

OPERATING BUDGET. See Annual Budget.

PROPRIETARY FUND TYPE. The classification used to account for a government's ongoing organizations and activities that are similar to those found in the private sector and whose operations are financed primarily by user fees.

RETAINED EARNINGS. The accumulated equity balance in an enterprise or internal service fund resulting from operations over the years. This is the difference between fund assets and fund liabilities and therefore includes equity in fixed assets.

REVENUES. (1) For governmental funds - Increases in net current assets from other than expenditure refunds. Debt proceeds and transfers classified separately. (2) For proprietary funds - Increases in net total assets from other than expense refunds and capital contributions. Residual and operating transfers classified separately.

SERIAL BONDS. Bonds whose principal is repaid in periodic installments over the life of the issue. This is the only type of general obligation bond allowed for public improvements by municipalities in NH.

SPECIAL REVENUE FUND. A fund used to account for the proceeds of specific revenues that are legally restricted to expenditure for specific purposes.

TAX LEVY. An annual amount of taxes imposed by the city on property owners in support of its fiscal year budget.

TAX RATE. The rate per \$1,000 of assessed valuation of property used to calculate the tax assessment of a parcel of property. The rate is derived by dividing the amount to be raised in taxes by the total assessed value of the City divided by 1000.

TAX ANTICIPATION NOTES. Notes issued in anticipation of future tax collections, the proceeds of which provides cash for operations. These notes are payable within one year of issue.

USE OF FUND BALANCE. Term used for budgetary purposes to reflect the amount that budgeted expenditures (appropriations) exceed estimated revenues. This budgeted net loss is financed by use of a fund's fund balance available from previous fiscal years. For accounting purposes this is not considered revenue. Also see Deficit Spending.