




FEDERAL SAVINGS
BANK


Forum Series Event


2010 State of the City

presented by City Manager J. Michael Joyal, Jr.



Produced by
The Greater Dover Chamber of Commerce &
The City of Dover





Our City is at a Crossroads

The decisions are
difficult

The choice is critical





**Development
Parcel F**

49 AC/22AC Useable
+/- 300,000 SF
1,525 Parking Spaces
1,750 Employees

Existing Office

235,585 SF
1,192 Parking Spaces
1,397 Employees

Rochecho River

Indian Brook Drive



US Army Corps
of Engineers
New England District

Salmon Falls River

Cochecho River

Disposal Facility

Off-Load Area

Cochecho River
Federal Navigation Project



Projects and Activities

School Facility Investments

North-end Water Tower Construction

Public/Private Parking Opportunities

Waterfront Activities

Great Bay Estuary Water Quality Impacts

Street Reconstruction Projects



City Finances



Standard & Poor's

Sound local economy

Maintains good financial position

Balanced budgets

Moderate debt burden

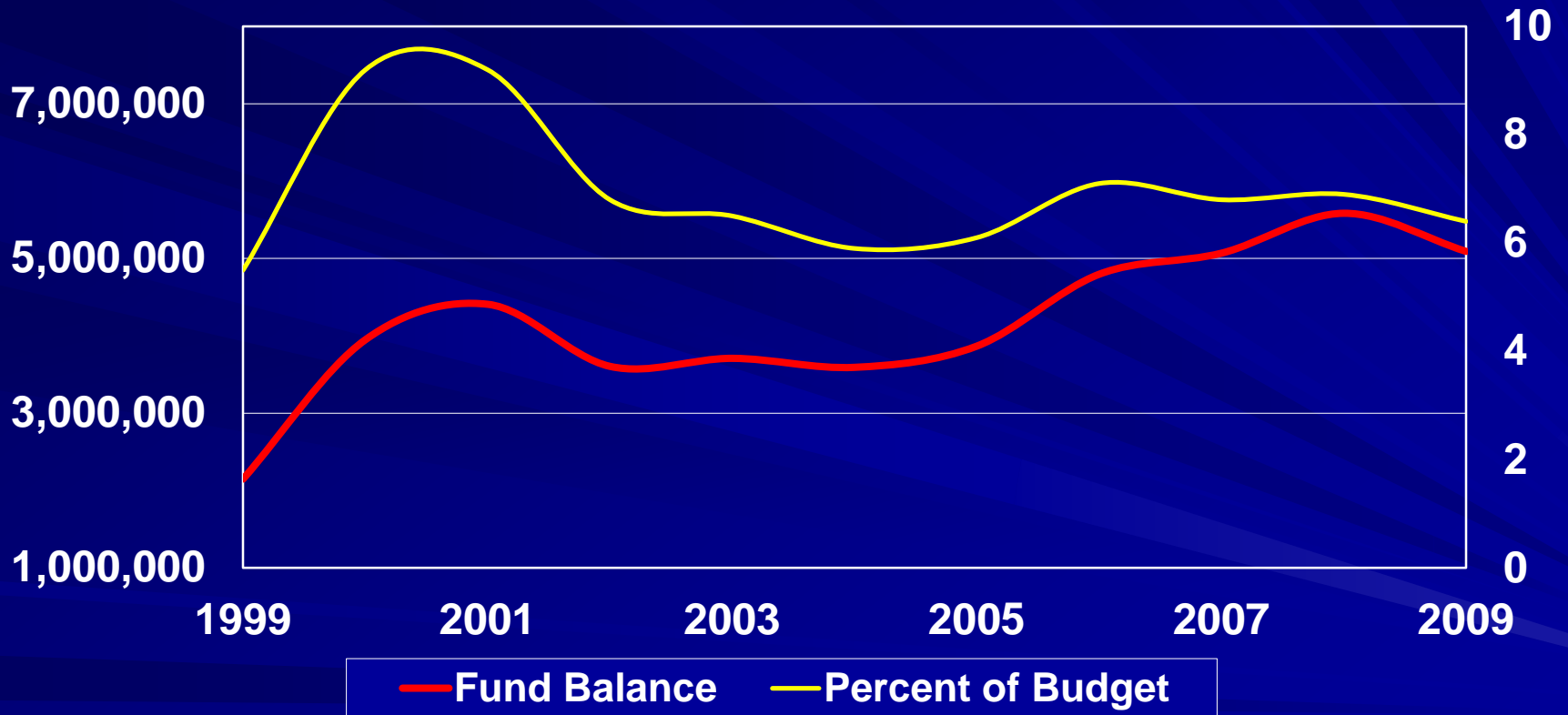
Moody's:

Financial operations remain stable

Conservative management

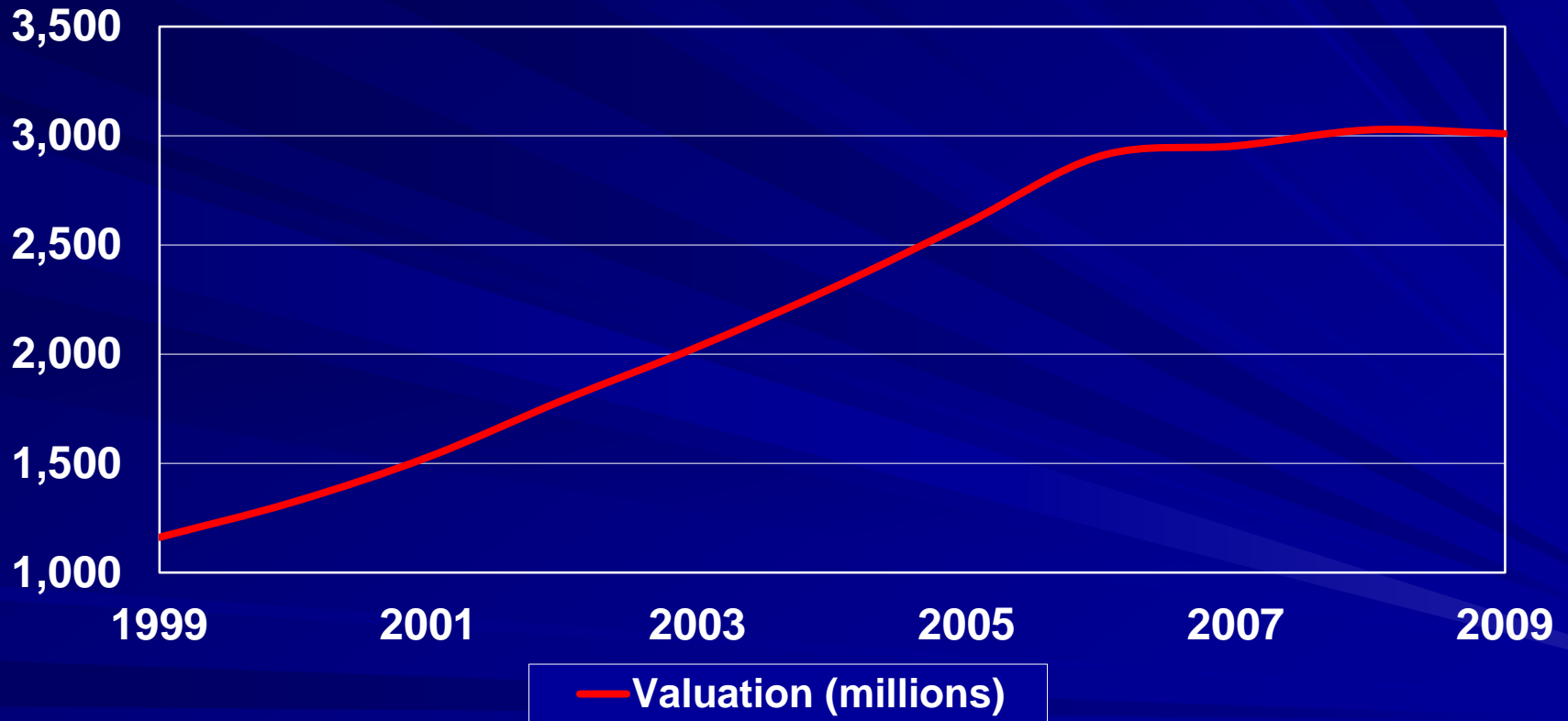
Debt burden is average

General fund balance



Source: Dover Finance Department

Full value assessments



Source: Dover Finance Department

Unpaid property taxes



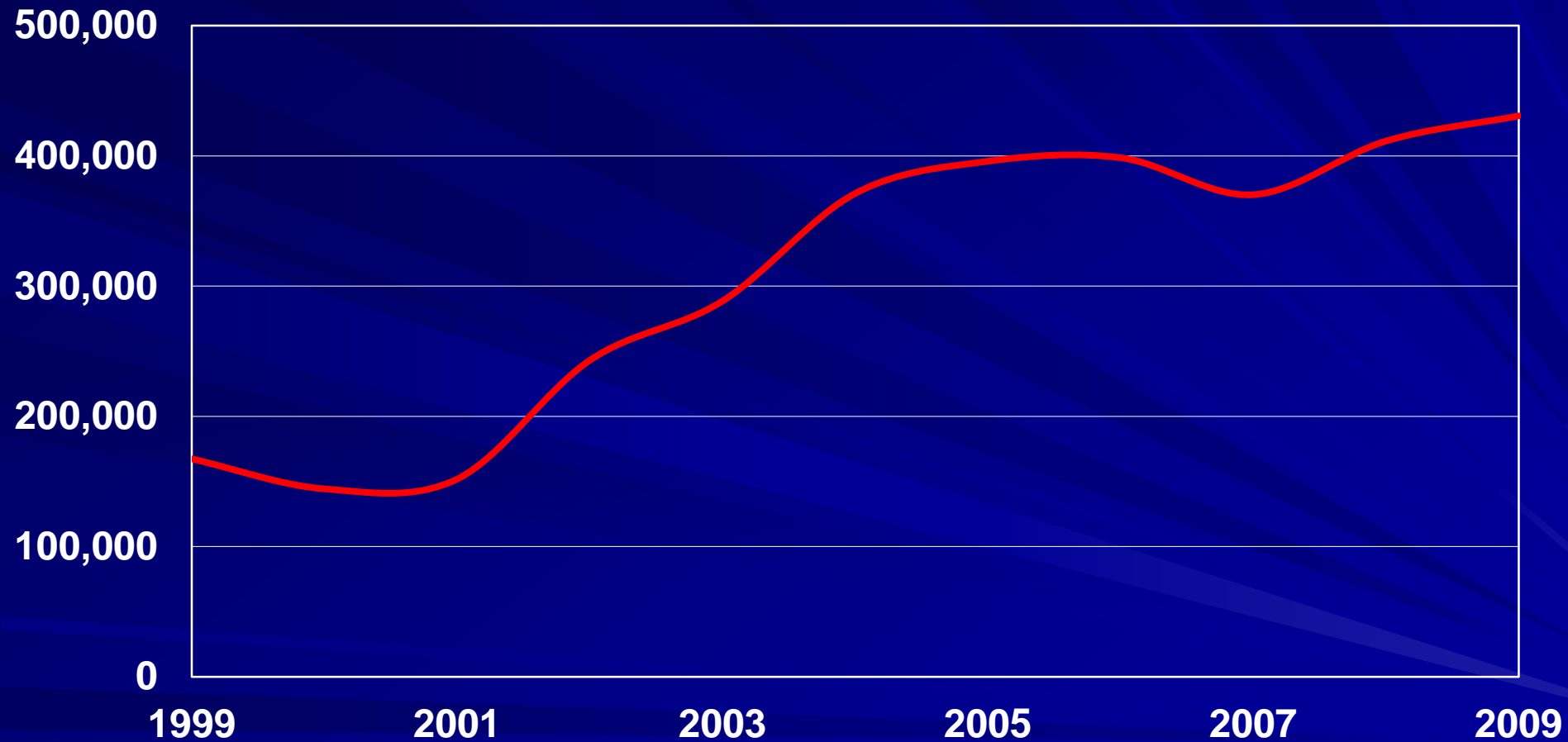
Source: Dover Finance Department

Vehicle registrations



Source: Dover Finance Department

General assistance expense



Source: Dover Finance Department

Student enrollment growth



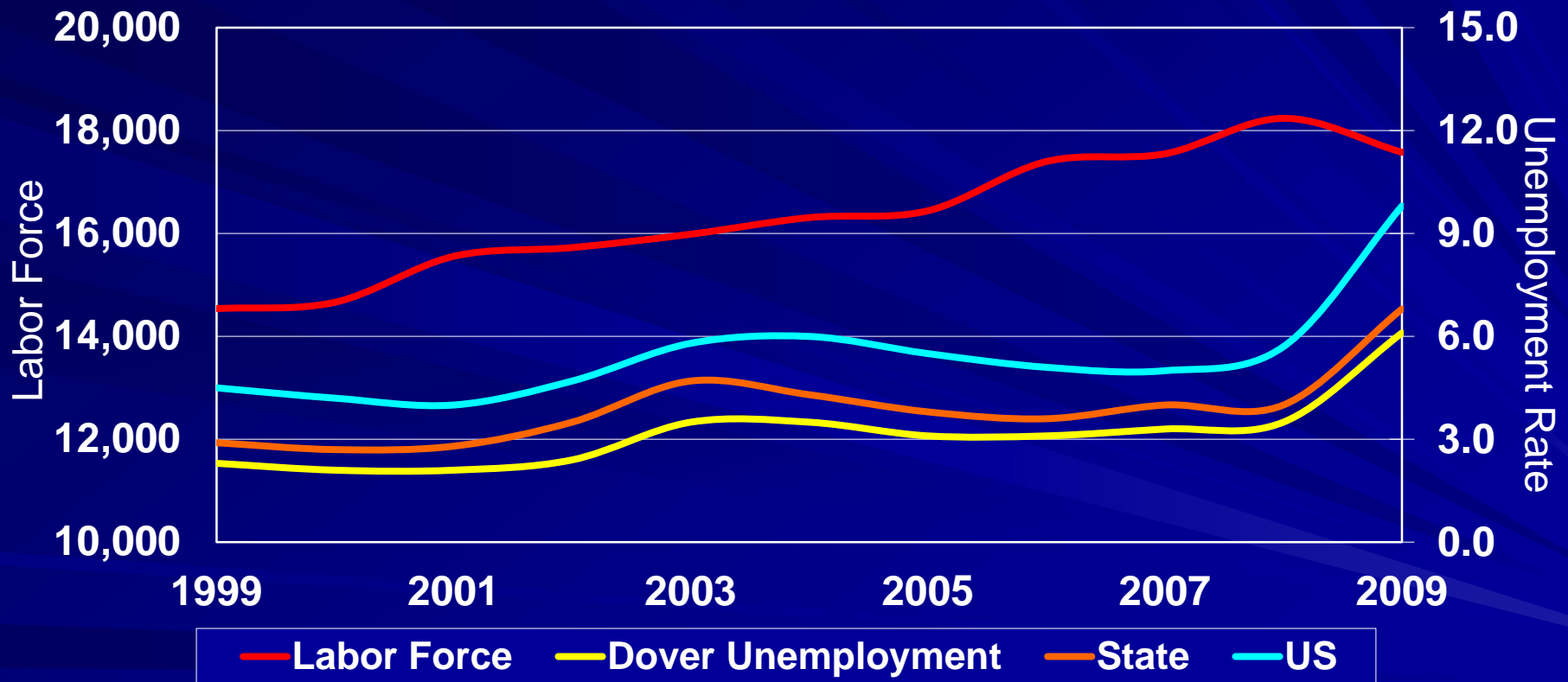
Source: Dover School Department

Development activity



Source: Dover Planning Department

Labor force & unemployment



Source: US Bureau of Labor Statistics

NH/Dover Advantage

Lowest Tax Burden – 1st

Standard of Living (by poverty rate) – 1st

Most Liveable State – 1st

Safest State – 1st

Child & Family Well-Being – 1st

Healthiest State – 2nd

Per Capita Income – 10th

College Educated Population – 9th

Overall quality of community

Dover as a place to live

89%

Overall quality of life in Dover

83%

Neighborhood as a place to live

77%



Would recommend living in
Dover to someone
who asks **89%**

Remain in Dover for the next
five years **84%**

Percent "excellent" or "good"

Ratings consistent with national benchmarks

2009 Property Tax Per Capita


Portsmouth	\$3,122
Londonderry	\$2,587
Keene	\$2,435
Merrimack	\$2,338
Salem	\$2,183
Laconia	\$2,181
Concord	\$2,097
<u>Dover</u>	<u>\$2,073</u>
Derry	\$2,017
Nashua	\$1,883
Manchester	\$1,592
Rochester	\$1,523

Average Home Tax Bill

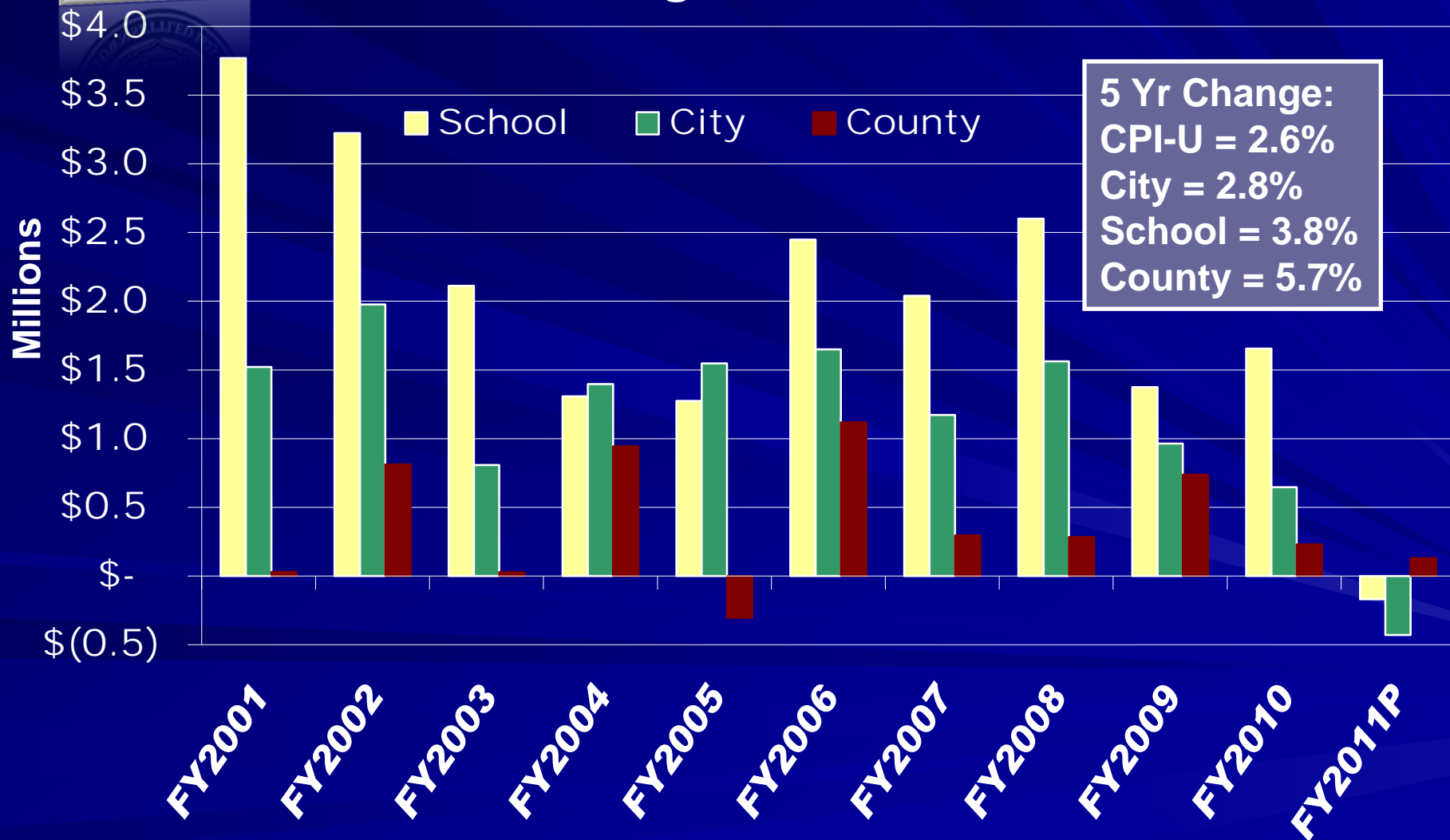



Source: Dover Finance Department

Cost Saving Initiatives




General Fund Budget Change From Previous Year






Budget Development Issues

- ◉ Declining Non-Tax Revenues
- ◉ Downshifting of State budget crisis
- ◉ Tax Cap Limitations

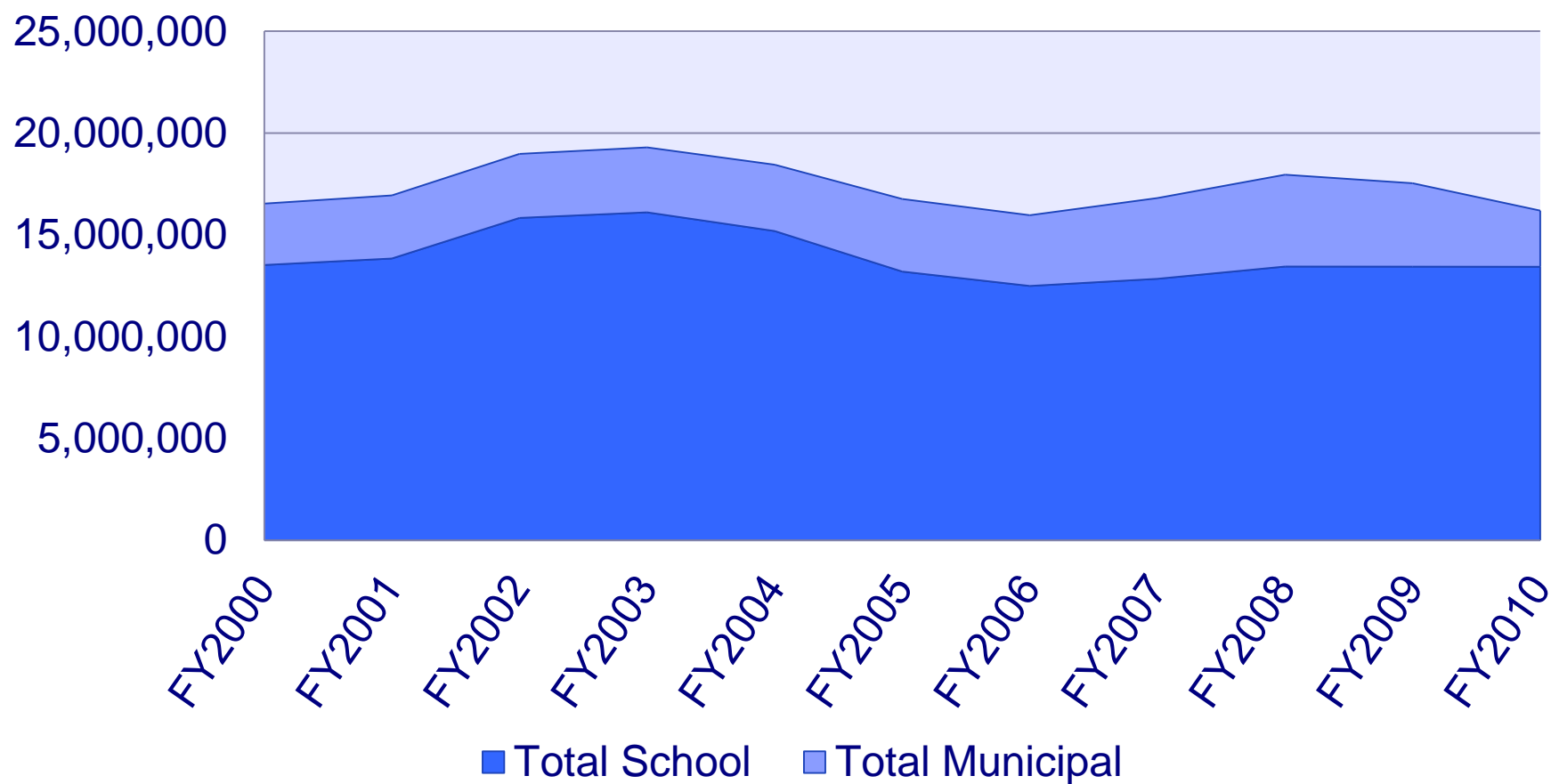



FY2011 Budget

- ◉ Revenue Constraints
 - ◉ Investment income reduction
 - ◉ MV registration reduction
 - ◉ Declining SAFER fire staffing grant
 - ◉ Elimination of Police program grant
 - ◉ Elimination State of NH revenue sharing



Declining State Aid





FY2011 Tax Cap Calculation

FY2010 Actual Tax Levy	\$59,532,777
Calendar Year 2009 CPI-U Average	0.0%


Sub-total \$0

Net Taxable New Construct/Demo Value \$15,000,000

FY2009 Actual Tax Rate \$23.33

Sub-total \$349,950

**Max Increase Allowed for Total
FY2011 Property Tax Levy \$349,950**



Proposed Property Tax Bill

Mr. and Mrs. John Q. Taxpayer

City of Dover, NH

Average Residential Assessment = \$224,891	FY11 Tax	\$ Change	% Change
City	\$1,925	\$2	0.1%
School	\$2,728	\$16	0.6%
County	\$623	\$11	1.8%
Total Property Tax Bill	\$5,276	\$29	0.6%


Citizen Survey Service Priorities

Highest Priority:

- ▶ Emergency ambulance response (advanced life support)
- ▶ Emergency police/fire response (crimes in progress, fire, rescue)
- ▶ Street snow plowing
- ▶ Business retention and economic development
- ▶ Street, sidewalk, curb maintenance


Lower Priority:

- ▶ Availability of public meeting space for organizations and non-profit groups
- ▶ Community Fitness Center/Gymnasium and related recreation activities
- ▶ Outdoor pool and related summer only recreation activities
- ▶ Library public computer availability
- ▶ Indoor pool and related year-round activities




Resulting FY2011 Budget Adjustments

- Eliminate Planner
 - Reassign parking responsibility to Police
- Eliminate Heavy Equipment Operator
 - Reduce recycling center hours
- Eliminate Working Foreman
 - Reassign responsibilities to maintenance & clerical




Resulting FY2011 Budget Adjustments

- Eliminate 4 FT Admin & Clerical positions
 - Replace with reduced hours and benefit cost
 - City Hall hours reduced to 4 days/week
- Reduce Library staff hours
 - Continue reduced Saturday hours
- Eliminate all aquatics staff
 - Close pool facilities




Resulting FY2011 Budget Adjustments

- Eliminate 3 Police Officers
 - Eliminates downtown liaison officers
 - Eliminates outreach officer and civilianizes position
- Reduce Fire & Rescue Overtime
 - On-duty staffing reductions
- Eliminate PT Dispatcher
 - Replacing Police Chief Secretary



Resulting FY2011 Budget Adjustments

- Capital Outlay and Capital Reserve
 - Street maintenance reduced \$330,000
 - Capital reserve reduced \$261,780
 - Police vehicles funded by special revenue
- Debt Service
 - Energy Performance Contract Savings



Resulting FY2011 Budget Adjustments

- Other Specific Activities/Program Reductions
 - Eliminate Main Street grant
 - Eliminate Cochecho Arts Festival subsidy
 - Seek sponsors/donations for 2011 fireworks

“The care of human life and happiness, and not their destruction, is the first and only object of good government.”

Thomas Jefferson



First in New Hampshire,
First with You!